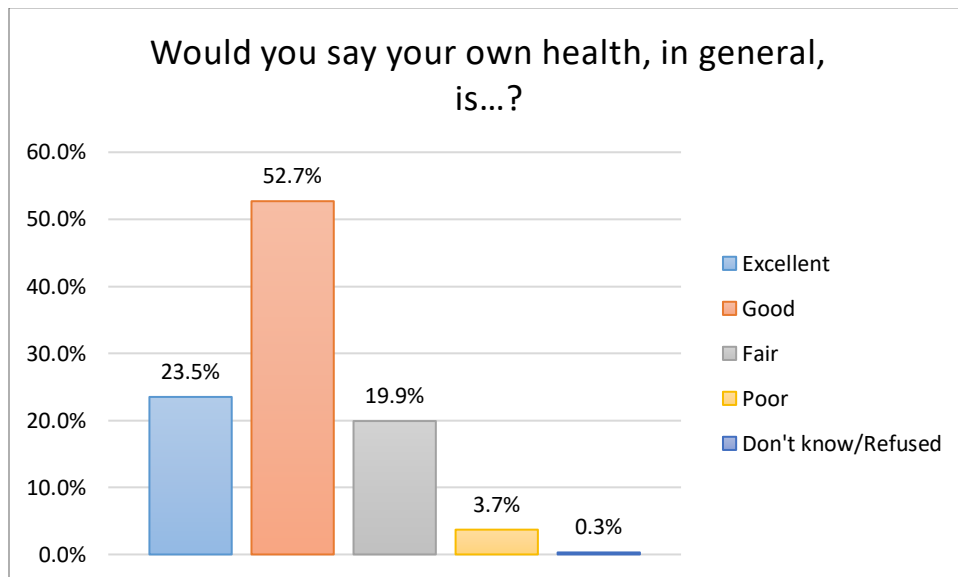


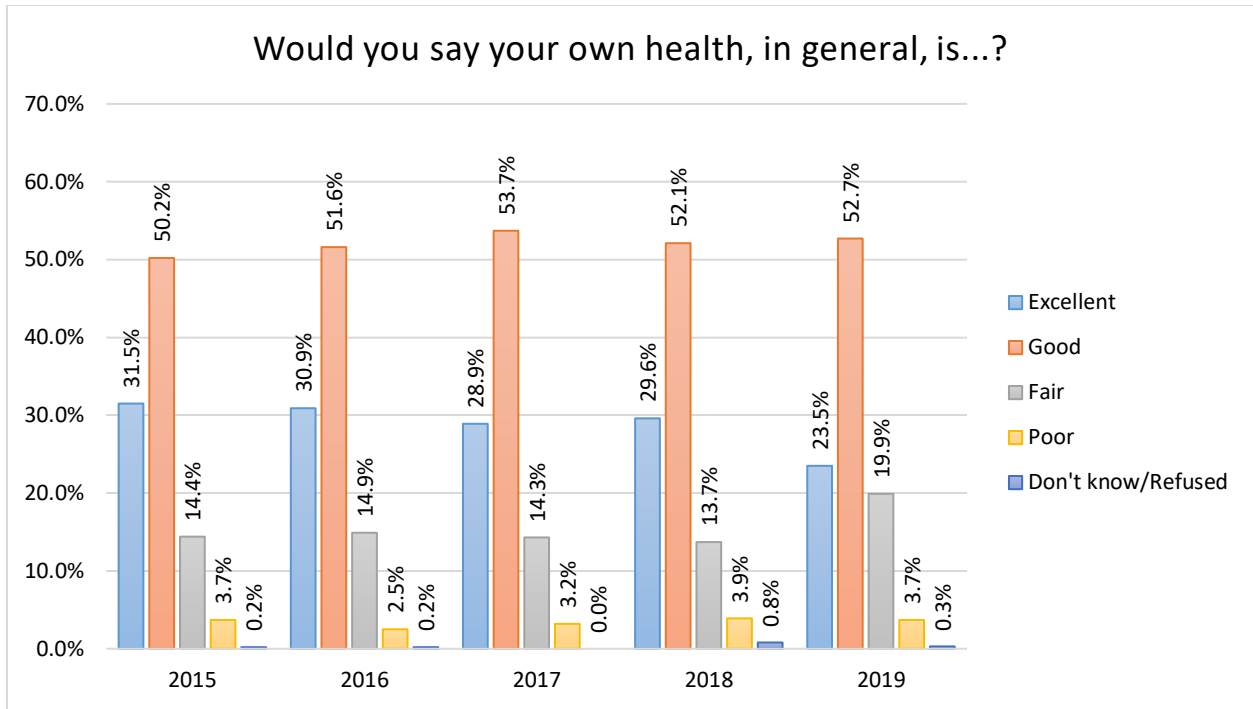
Health & Related Issues

The health of Hampton Roads residents is vital to ensuring that the community thrives. The 2019 Life in Hampton Roads survey asked residents of the Hampton Roads area about their general health and certain health conditions.

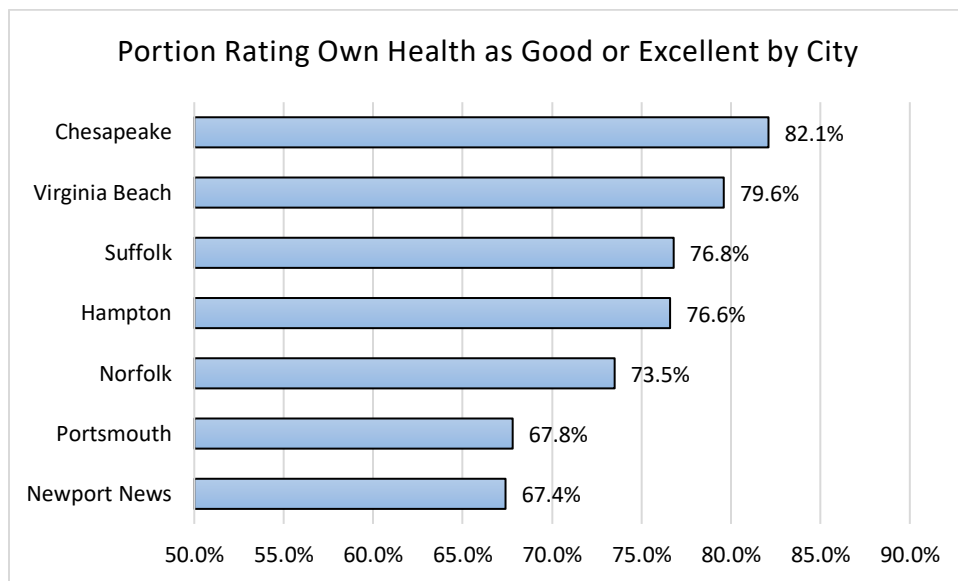
General Health

Less than one in four (23.5%) of Hampton Roads residents rated their own general health as excellent. The majority of the respondents reported themselves to be in good health (52.7%). Just under twenty percent (19.9%) of respondents stated that they are in fair health. Only 3.7 percent of respondents reported having poor health. These percentages are similar to past Life in Hampton Roads survey results.





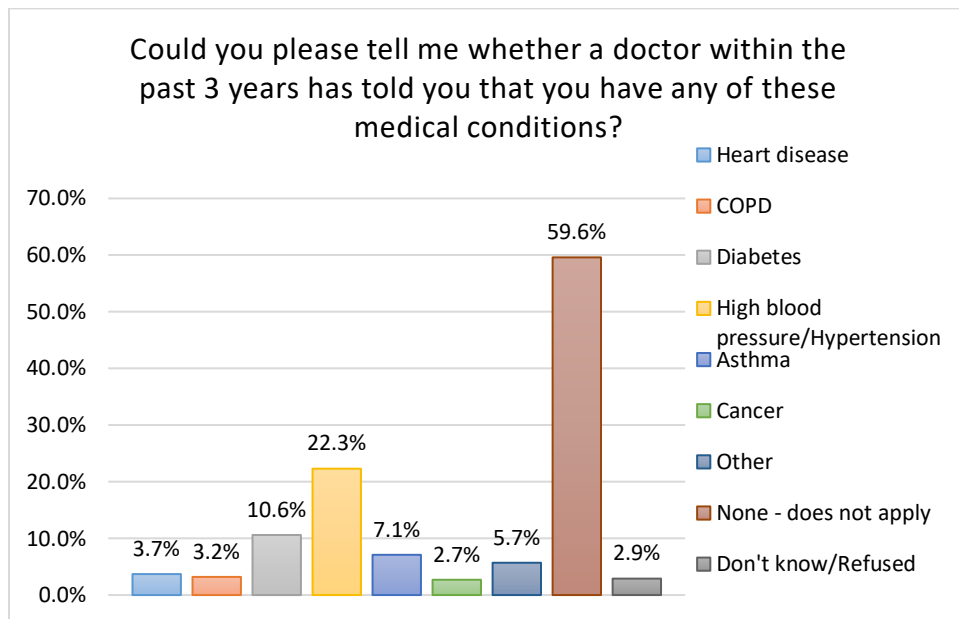
There were significant differences in residents' reported overall health across the cities of Hampton Roads. Chesapeake and Virginia Beach residents reported the highest ratings of overall health with 82.1 percent and 79.6 percent reporting their health good or excellent, respectively. Alternatively, Portsmouth (67.8%) and Newport News (67.4%) had the lowest percentages of residents who rated their overall health excellent or good.



*Sample sizes from some cities are small and thus increases the margin of error.

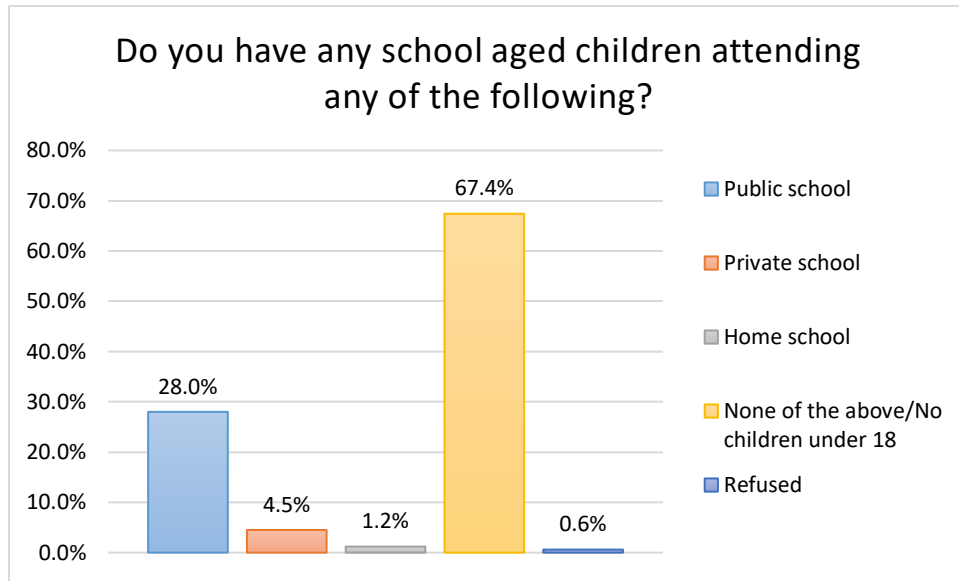
Chronic Conditions

Respondents were asked whether or not a doctor had told them they had certain medical conditions within the past three years. The most commonly reported medical condition was high blood pressure or hypertension (22.3%). After that, there was a substantial drop off in reported conditions with only 10.6 percent of respondents saying they had been told by a doctor in the past three years that they had diabetes and only 5.7 percent being told they had some other medical condition. The majority of respondents (59.6%) reported that a doctor had not told them they had any of the listed medical conditions within the past 3 years.

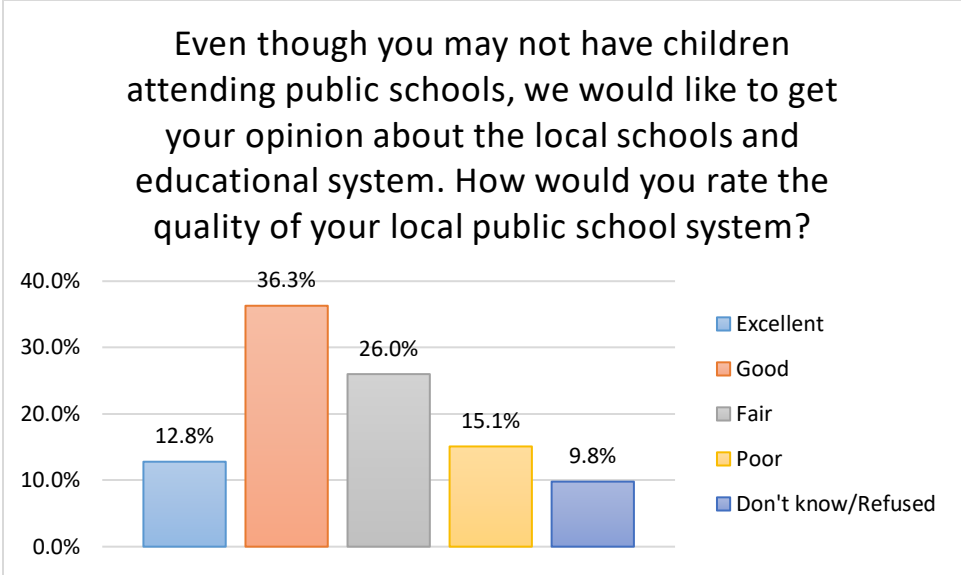


Perceptions of Public Schools

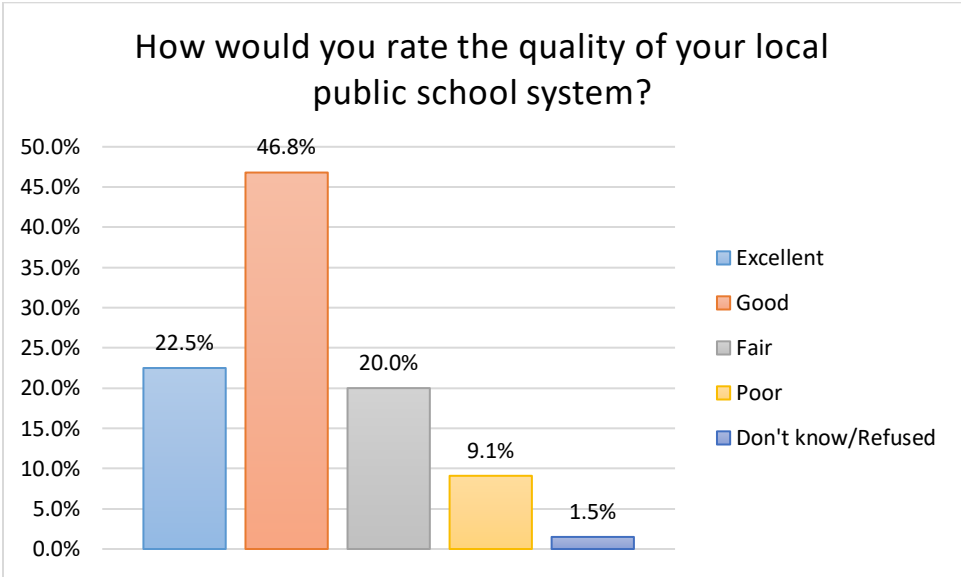
We wanted to inquire if parents were choosing public school, private school, or home schooling for their children. Most (67.4%) of our respondents did not have school-aged children. More than one-quarter of respondents indicated that they have children enrolled in public school (28.0%). Only 4.5 percent of the respondents indicated that they have children who are enrolled in private school. Home school was the least frequent type of school reported at a mere 1.2 percent.



We asked respondents who indicated they did not have school-aged children, “Even though you may not have children attending public schools, how would you rate the quality of your local public-school system?” Just under half (49.1%) of these respondents rated the public-school system as excellent (12.8%) or good (36.3%), while others rated the school system as fair (26.0%) or poor (15.1%). It is worth noting that parents with school children were significantly more likely to rate the public schools in their area as excellent or good than those without school children.

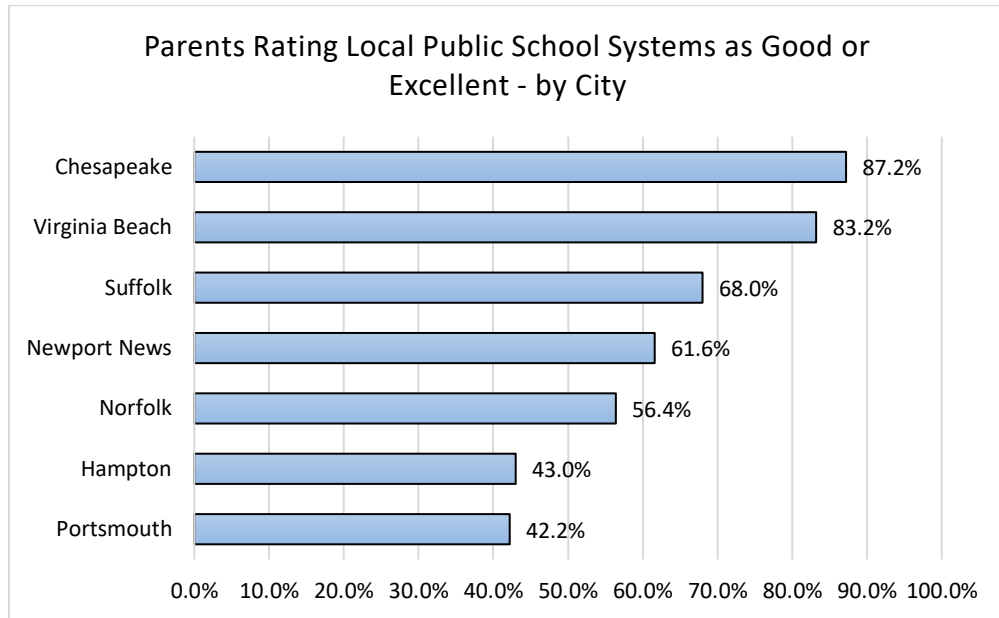


Those respondents who do have school-aged children rated the public schools more favorably than those without children in local schools. While the majority (59.2%) of respondents with school-aged children rated the public school system as excellent (22.5%) or good (46.8%), less than one-third rated the school system as fair (20.0%) or poor (9.1%).



There were significant differences in ratings of the local public school systems from parents who have children attending public schools by city. Chesapeake had the highest percentage of residents rating the local public school systems as excellent or good (87.2%), followed by Virginia Beach (83.2%) and

Suffolk (68.0%). At the other end of the spectrum, Hampton (43.0%) and Portsmouth (42.2%) had the lowest percentage of residents ranking the local public school systems as excellent or good.



*Sample sizes from some cities are small and thus increases the margin of error.

Respondents who had children attending public schools were asked to identify what the local public schools could do better to serve them and their families. While 14.1 percent stated that nothing needs to be done better and 12.1 percent said they did not know, the majority of respondents gave an example(s) of things that the public schools could do better. Frequent comments included communication with the parents; some parents reported feeling uninformed by the school on topics such as homework. Another topic mentioned was classroom size. Parents felt that classroom sizes were too large, and students were not getting enough one-on-one time. Additionally, some respondents claimed that schools need improved resources. Most did not expand on what was meant by “resources,” though funding was mentioned by a few. Lastly, safety was a concern for some parents, and they thought safety standards could be improved.

The Life in Hampton Roads Data report and press releases will be placed on the Social Science Research Center website as they are released (<http://www.odu.edu/al/centers/ssrc>). Follow-up questions about the 2019 Life in Hampton Roads survey should be addressed to:

Tancy Vandecar-Burdin, PhD
Director
The Social Science Research Center
Old Dominion University
757-683-3802 (office)
tvandeca@odu.edu