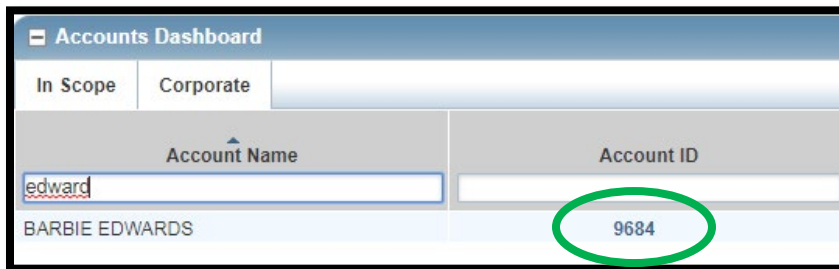
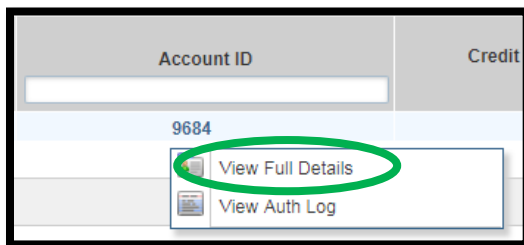


This guide provides step by step instructions for locating card activation information in Works.

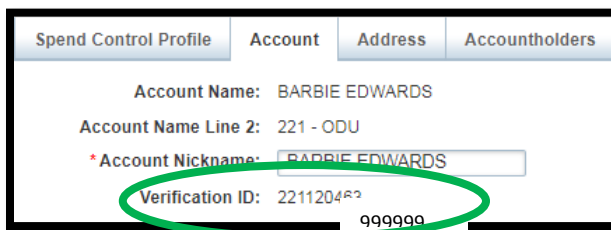
1. From BOA Works landing page, click the last four digits of card number.



2. Select View Full Details from the dropdown menu.



3. The Account tab will show verification ID information.



4. The Address tab shows the phone number associated with the account.

