




## Old Dominion University Research Foundation

To: Distribution

From: Julian F. Facenda   
Director of Finance

Date: December 1, 2010

Subject: Annual Report of Sponsored Program Activity - June 30, 2010

Attached please find the Annual Report of Sponsored Program Activity for the fiscal year ended June 30, 2010. This report measures sponsored program activity administered through Old Dominion University Research Foundation by the amount of expenditures (direct costs and indirect cost recoveries) incurred during the fiscal year. This report includes sponsored program activity administered by the Research Foundation for Old Dominion University and for certain independent entities affiliated with the University. The report also includes, as other research related activity, revenues and expenditures of the Langley Full Scale Tunnel.

Included in the report is a schedule of proposals submitted and awards funded for the fiscal year ended June 30, 2010 and the four previous fiscal years. Proposal activity is based upon the total dollar amount requested from sponsoring agencies exclusive of institutional or third party cost share amounts. Award activity reflects the dollar amount of actual funding committed during the reporting period.

Some key points to note are as follows:

- Sponsored program activity increased by 39.22% to a level of \$67.3 million. The development of space launch capabilities for the Virginia Commercial Space Flight Authority being conducted at Wallops Island, Virginia was a significant contributor to this increase.
- The average yearly increase for the past five fiscal periods is 15.5%
- The top five funding sources for the fiscal year were:

Virginia General Assembly	\$11.8 million
National Space and Aeronautics Administration	\$ 8.4 million
Orbital Sciences Corporation	\$ 7.2 million
National Science Foundation	\$ 6.0 million
U.S. Department of the Navy	\$ 6.0 million

These five agencies represent 58.5% of total sponsored research activity

- Activity of individual faculty conducting research through University-wide enterprise centers is reflected under the faculty member's home department. The research activity of core staff assigned to an enterprise center is reflected in the center's activity. The Virginia Modeling, Analysis and Simulation Center (VMASC) and Frank Reidy Research Center for Bioelectrics core staff activities are reported under the Office of Research and Other Units.
- University departments (including SSRP's and center activity) and affiliated activity exceeding \$1 million for the fiscal year were:

Virginia Commercial Space Flight Authority	\$24.5 million
Virginia Modeling, Analysis and Simulation Center - core	\$ 7.3 million
Virginia Space Grant Consortium	\$ 3.3 million
Communication Disorders and Special Education	\$ 3.3 million
Ocean, Earth and Atmospheric Sciences	\$ 2.5 million
Chemistry & Biochemistry	\$ 2.5 million
Biological Sciences	\$ 2.3 million
Physics	\$ 2.1 million
Electrical & Computer Engineering	\$ 1.7 million
Aerospace Engineering	\$ 1.7 million
Engineering Management	\$ 1.7 million
Frank Reidy Research Center for Bioelectrics - core	\$ 1.1 million
Computer Science	\$ 1.1 million
Center for Coastal Physical Oceanography	\$ 1.1 million
Medical Laboratory and Radiation Sciences	\$ 1.1 million

- Proposal submissions during fiscal year 2010 decreased 29.39% over fiscal year 2009 to \$219.2 million dollars. Awards funded during fiscal year 2010 increased 82.58% from fiscal year 2009 levels. Awards funded have experienced an average yearly increase of 24.78% for the five year period since fiscal year 2005.

The following charts graphically depict ODURF- related current fiscal year research expenditures and the trend in research activity over the past six years:

#### **Chart A – Research Expenditures for University and Non-University Units**

This chart indicates percentage of total research expenditures for fiscal year 2010 for each college and reporting unit.

#### **Chart B – Research Expenditures by Funding Source**

This chart indicates the growth in sponsored research from \$38.2 million for fiscal year 2005 to \$67.3 million dollars for fiscal year 2010. This information represents expenditures incurred by funding source (Federal, State & Local, and Private Sponsors).

Should you have any questions concerning the enclosed report please do not hesitate to contact me at 683-4293 ext. 602.

\* \* \*

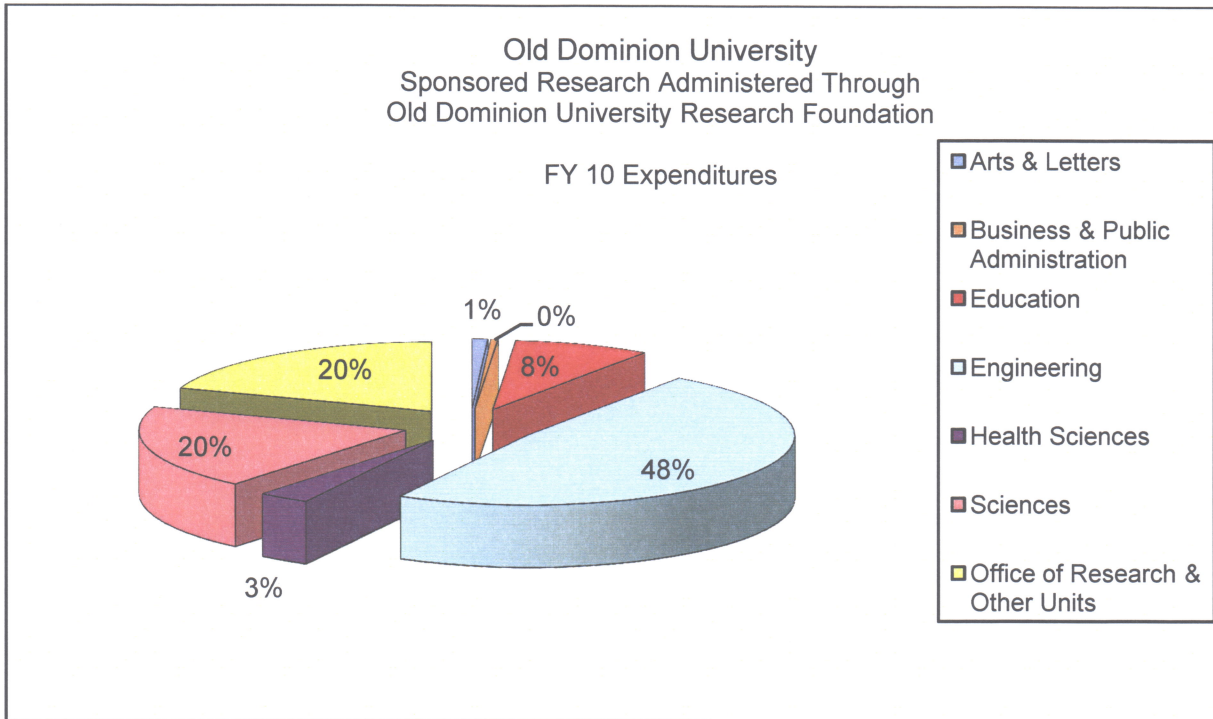


Chart A – Research Expenditures for University and Non-University Units

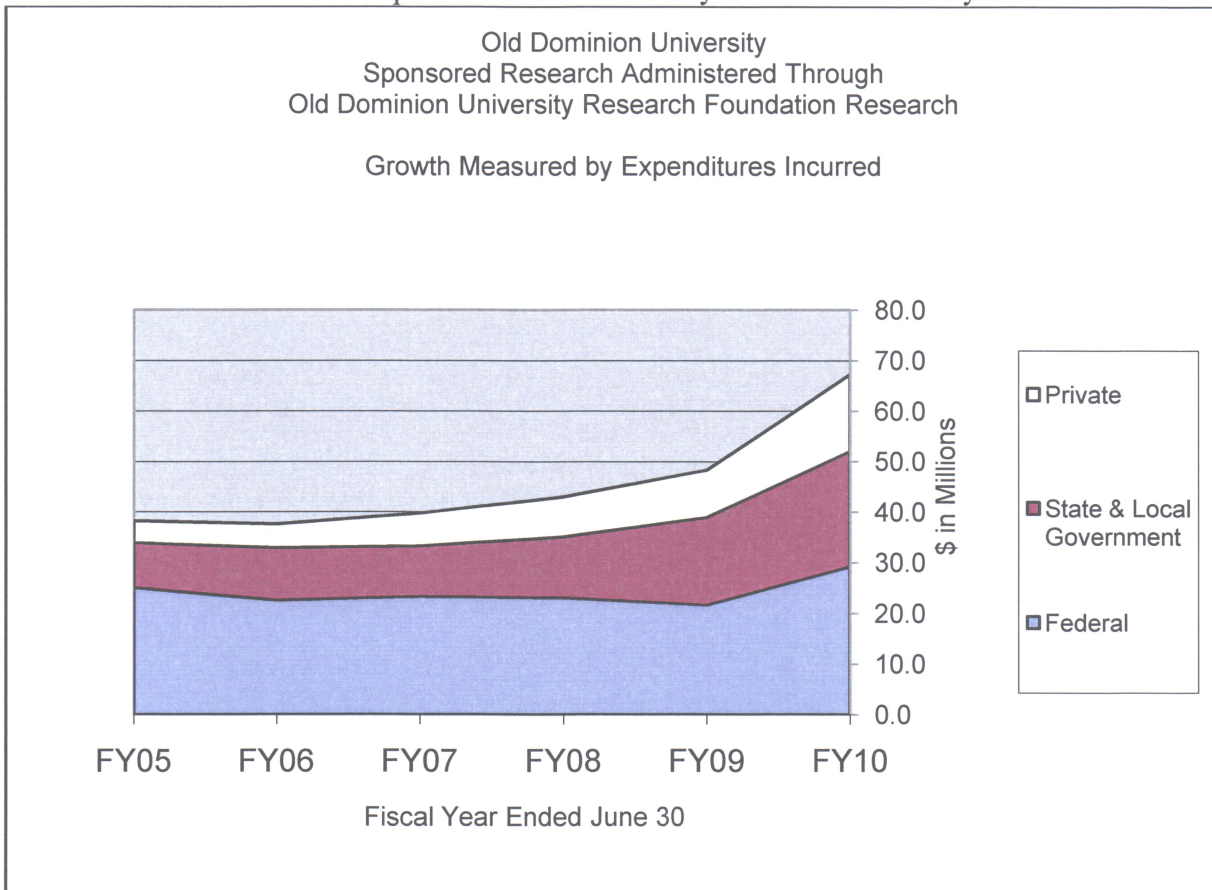


Chart B – Expenditures by Funding Source

**DISTRIBUTION**

Board of Trustees – ODURF  
Ms. Marty Sharpe  
Ms. Deb Swiecinski  
Ms. Ruth B. Smith  
Academic Department Chairs  
Center Directors  
Affiliated Unit Directors  
College Deans (2 copies)  
University Vice Presidents



**OLD DOMINION UNIVERSITY RESEARCH FOUNDATION  
ANNUAL REPORT OF SPONSORED PROGRAM ACTIVITY**

**FISCAL YEAR ENDED JUNE 30, 2010**

## **CONTENTS**

- Schedule 1** - Summary of Sponsored Program Activity  
Fiscal Year 2010 through Fiscal Year 2006
  
- Schedule 2** - Summary of Sponsored Program Activity by Major Funding  
Source – Fiscal Year 2010 through Fiscal Year 2006
  
- Schedule 3** - Comparison of Direct Cost, Indirect Cost and Effective Indirect  
Cost Rates – University Units – Fiscal Year 2010 through  
Fiscal Year 2008
  
- Schedule 4** - Sponsored Program Activity Individual Project Listing  
Fiscal Year 2010
  
- Schedule 5** - Center Generated Activity Reported as Activity of an  
Academic Department – Fiscal Year 2010
  
- Schedule 6** - Selected Center Activity - Langley Full Scale Tunnel –  
Fiscal Year 2010 through Fiscal Year 2005
  
- Schedule 7** - Sponsored Program Activity – Proposals Submitted and  
Awards Funded – Fiscal Year 2010 through Fiscal Year 2006

**SCHEDULE 1**

**Summary of Sponsored Program Activity  
Fiscal Year 2010 through Fiscal Year 2005**

SCHEDULE 1

OLD DOMINION UNIVERSITY RESEARCH FOUNDATION  
SUMMARY OF SPONSORED PROGRAM ACTIVITY

(MEASURED BY EXPENDITURES INCURRED)

FISCAL YEAR 2010 THROUGH FISCAL YEAR 2005

	FY 10	FY 09	FY 08	FY 07	FY 06	FY 05
<b>COLLEGE OF ARTS &amp; LETTERS</b>						
Art	\$ 2,125	\$ -	\$ -	\$ -	\$ -	\$ -
Communication & Theatre Arts	-	4,000	-	-	2,000	2,000
English	4,103	5,774	6,000	5,000	7,200	8,525
Foreign Languages/Literatures	-	2,775	16,685	1,517	-	-
History	82,079	15,177	18,158	17,449	204	-
Interdisciplinary Studies	-	-	-	177	6,463	5,377
International Studies	-	-	-	-	-	41,907
Music	-	2,150	2,500	-	1,000	2,000
Political Science & Geography	28,113	21,464	138,862	62,380	126,763	77,628
Political Science & Geography - VMASC	-	-	-	199,280	12,645	-
Social Science Research Center	154,975	225,158	200,344	205,211	260,394	330,886
Sociology & Criminal Justice	359,629	313,245	279,840	192,443	270,497	358,551
Sociology & Criminal Justice - SSRC	-	-	-	3,161	15,927	-
Women's Studies	-	-	-	-	-	1,904
Dean's Office	4,582	-	-	-	3,000	-
<b>College Total</b>	<b>\$ 635,606</b>	<b>\$ 589,743</b>	<b>\$ 662,389</b>	<b>\$ 686,618</b>	<b>\$ 706,093</b>	<b>\$ 828,778</b>
% Change from prior year	7.78%	-10.97%	-3.53%	-2.76%	-14.80%	19.56%
Average yearly increase ( decrease)	-4.66%					
<b>COLLEGE OF BUSINESS AND PUBLIC ADMINISTRATION</b>						
Bank of America Entrepreneurial Center	\$ -	\$ -	\$ -	\$ -	\$ -	\$ 97,133
Business Administration	10,489	4,878	370	-	-	1,041
Economics	105,526	59,013	87,268	40,542	41,370	82,792
Information Systems & Decision Sciences	173,490	73,872	62,028	1,670	7,543	15,214
Urban Studies/Public Administration	-	-	-	-	18,668	19,509
<b>College Total</b>	<b>\$ 289,505</b>	<b>\$ 137,763</b>	<b>\$ 149,666</b>	<b>\$ 42,212</b>	<b>\$ 67,581</b>	<b>\$ 215,689</b>
% Change from prior year	110.15%	-7.95%	254.56%	-37.54%	-68.67%	-35.43%
Average yearly increase ( decrease)	6.84%					



**SCHEDULE 1**  
**OLD DOMINION UNIVERSITY RESEARCH FOUNDATION**  
**SUMMARY OF SPONSORED PROGRAM ACTIVITY**  
(MEASURED BY EXPENDITURES INCURRED)  
**FISCAL YEAR 2010 THROUGH FISCAL YEAR 2005**

	FY 10	FY 09	FY 08	FY 07	FY 06	FY 05
<b>COLLEGE OF EDUCATION</b>						
Communication Disorders and Special Education	\$ 3,275,062	\$ 3,073,083	\$ 3,574,986	\$ 3,167,043	\$ 3,034,565	\$ 2,369,783
Counseling and Human Services	87,505	-	-	-	-	-
Educational Foundations and Leadership	484,770	216,866	218,669	303,896	260,315	147,540
Human Movement Sciences	327,419	317,386	225,484	121,528	220,066	158,605
STEM Education and Professional Studies	303,415	128,662	93,280	312,571	371,276	179,055
STEM Education and Professional Studies - VMASC	11,991	5,250	581,855	689,783	417,960	137,529
Teaching and Learning	670,977	655,457	550,173	638,222	445,704	408,623
Dean's Office	400,783	531,947	-	-	-	-
College Total	\$ 5,561,922	\$ 4,928,651	\$ 5,244,447	\$ 5,233,043	\$ 4,749,886	\$ 3,401,135
% Change from prior year	12.85%	-6.02%	0.22%	10.17%	39.66%	14.53%
Average yearly increase ( decrease)	12.71%					
<b>COLLEGE OF ENGINEERING &amp; TECHNOLOGY</b>						
Aerospace Engineering	\$ 1,745,149	\$ 1,156,185	\$ 883,752	\$ 524,544	\$ 740,988	\$ 521,661
Aerospace Engineering - SSRP	-	-	-	-	14,980	56,433
Center for Advanced Engineering Environments	-	224	94,764	317,081	889,931	927,587
Civil & Environmental Engineering	364,783	412,546	389,098	447,761	358,144	182,373
Civil & Environmental Engineering - VMASC	6,566	-	-	-	-	-
Civil & Environmental Engineering - VCERC	7,192	-	-	-	-	-
Electrical & Computer Engineering	1,050,755	1,317,005	1,610,851	1,174,396	807,834	1,289,644
Electrical & Computer Engineering - ARC	480,703	595,540	495,046	470,450	693,536	647,764
Electrical & Computer Engineering - Bioelectronics	161,570	263,461	917,867	1,027,431	1,951,642	1,959,894
Electrical & Computer Engineering - VMASC	57,056	100,976	252,106	500,252	3,777,390	1,828,217
Engineering Management	1,562,507	1,218,850	761,417	67,469	359,395	589,313
Engineering Management - VMASC	169,574	1,384,087	2,828,411	522,799	-	-
Engineering Technology	536,432	389,161	395,462	147,370	138,105	166,966
Engineering Technology - ARC	64,999	86,248	88,782	-	-	-
Mechanical Engineering	608,952	602,723	545,141	542,864	719,722	935,757
Mechanical Engineering - ARC	47,503	168,863	167,260	-	-	-
Mechanical Engineering - VMASC	60,740	176,139	-	-	-	-
Virginia Applied Technology & Professional Development Center	240,260	412,080	403,912	321,299	71,265	143,548
Virginia Commercial Space Flight Authority	24,517,695	6,762,552	1,109,704	1,753,662	1,258,361	1,034,526
Virginia Space Flight Academy	96,219	121,471	110,356	106,571	69,865	61,797
Mid-Atlantic Institute for Space & Technology	203,015	797,849	1,354,151	2,192,574	747,745	20,231
Dean's Office	433,946	207,210	270,261	442,766	134,277	152,480
Dean's Office - ARC	20,754	39,608	38,347	-	-	-
College Total	\$ 32,436,360	\$ 16,212,778	\$ 12,716,688	\$ 10,559,289	\$ 12,733,180	\$ 10,518,191
% Change from prior year	100.07%	27.49%	20.43%	-17.07%	21.06%	-9.28%
Average yearly increase ( decrease)	41.68%					

SCHEDULE 1

OLD DOMINION UNIVERSITY RESEARCH FOUNDATION  
SUMMARY OF SPONSORED PROGRAM ACTIVITY

(MEASURED BY EXPENDITURES INCURRED)

FISCAL YEAR 2010 THROUGH FISCAL YEAR 2005

	FY 10	FY 09	FY 08	FY 07	FY 06	FY 05
<b>COLLEGE OF HEALTH SCIENCES</b>						
Community & Environmental Health	\$ 249,497	\$ 220,894	\$ 96,314	\$ 49,664	\$ 101,652	\$ 43,000
Community & Environmental Health - SSRC	-	-	-	1,557	7,844	-
Community & Environmental Health - VMASC	77,583	63,266	41,575	-	-	-
Dental Hygiene	125,411	91,004	51,665	18,733	14,986	19,778
Med Lab Radiation SCI	15,726	19,468	70,376	37,616	-	-
Med Lab Radiation SCI - Bioelectrics	1,032,746	472,285	-	958	-	-
Med Lab Radiation SCI - VMASC	11,342	40,325	8,003	24,910	-	-
Nursing	533,702	539,373	362,137	468,643	406,811	422,648
Physical Therapy	60,986	103,022	60,825	54,138	-	-
Dean's Office	1,118	60,138	121,411	95,269	138,608	94,261
College Total	\$ 2,108,111	\$ 1,609,775	\$ 812,306	\$ 751,488	\$ 669,901	\$ 579,687
% Change from prior year	30.96%	98.17%	8.09%	12.18%	15.56%	75.70%
Average yearly increase ( decrease)	52.73%					
<b>COLLEGE OF SCIENCES</b>						
Biological Sciences	\$ 2,276,708	\$ 2,083,372	\$ 2,193,431	\$ 2,267,911	\$ 1,930,527	\$ 1,619,904
Biological Sciences - Bioelectrics	-	4,748	-	-	-	-
Biological Sciences - VCERC	14,384	-	-	-	-	-
Center for Coastal Physical Oceanography	1,060,131	868,182	922,097	1,094,736	1,147,248	1,225,906
Center for Coastal Physical Oceanography - SSRP	-	45,794	112,941	73,265	134,807	170,742
Center for Computational Science	-	108,684	222,807	246,327	53,658	40,500
Chemistry and Biochemistry	1,486,940	1,499,396	1,742,679	1,734,386	1,368,016	1,104,180
Chemistry and Biochemistry - VCERC	980,231	1,259,570	855,308	-	-	-
Computer Science	1,078,741	1,063,960	1,205,207	1,005,430	1,194,615	1,249,471
Mathematics and Statistics	802,198	632,000	551,191	485,554	364,404	378,696
Mathematics and Statistics - SSRP	-	-	-	21,336	143,403	180,357
Ocean, Earth & Atmospheric Sciences	2,336,580	2,702,650	2,804,667	1,961,042	1,701,548	1,619,221
Ocean, Earth & Atmospheric Sciences - SSRP	200,660	162,633	158,457	103,037	310,142	233,139
Ocean, Earth & Atmospheric Sciences - Bioelectrics	-	14,067	6,539	-	-	-
Physics	2,121,443	1,919,102	1,727,286	1,368,251	1,575,621	1,124,386
Physics - ARC	5,807	19,240	-	-	-	-
Psychology	676,795	622,539	685,130	697,430	766,281	812,167
Psychology - VMASC	31,170	9,074	15,176	36,003	289,878	-
Dean's Office	6,215	14,609	-	181	6,659	148,229
College Total	\$ 13,078,003	\$ 13,029,620	\$ 13,202,916	\$ 11,094,889	\$ 10,986,807	\$ 9,906,898
% Change from prior year	0.37%	-1.31%	19.00%	0.98%	10.90%	1.19%
Average yearly increase ( decrease)	6.40%					

**SCHEDULE 1**  
**OLD DOMINION UNIVERSITY RESEARCH FOUNDATION**  
**SUMMARY OF SPONSORED PROGRAM ACTIVITY**  
(MEASURED BY EXPENDITURES INCURRED)  
**FISCAL YEAR 2010 THROUGH FISCAL YEAR 2005**

	FY 10	FY 09	FY 08	FY 07	FY 06	FY 05
--	-------	-------	-------	-------	-------	-------

**OFFICE OF RESEARCH AND OTHER UNITS**

Office of Research	\$ 27,924	\$ -	\$ 15,332	\$ 111,650	\$ 199,568	\$ 1,922,355
VMASC: Virginia Modeling, Analysis & Simulation Center	7,252,718	6,273,554	5,597,514	7,034,562	4,683,165	8,163,713
Frank Reidy Research Center for Bioelectronics	1,093,686	1,316,054	311,949	59,490	-	-
Office of Distance Learning	306,911	229,333	752,312	141,183	-	-
Association for Consortium Leadership	56,286	42,982	45,600	48,696	41,187	28,176
National University Teleconference Network	-	39	11,113	85,043	118,252	101,876
Virginia Tidewater Consortium for Higher Education	519,232	497,102	478,798	452,144	481,811	446,243
Virginia Space Grant Consortium	3,285,165	3,014,328	3,061,674	3,464,182	2,209,435	2,137,222
Miscellaneous ODU Units	638,197	452,825	(1,769)	13,857	15,640	33,089

<b>Total Other Units</b>	<b>\$ 13,180,119</b>	<b>\$ 11,826,217</b>	<b>\$ 10,272,523</b>	<b>\$ 11,410,807</b>	<b>\$ 7,749,058</b>	<b>\$ 12,832,674</b>
% Change from prior year	11.45%	15.12%	-9.98%	47.25%	-39.61%	11.18%
Average yearly increase ( decrease)	0.54%					

**GRAND TOTAL**

<b>% CHANGE FROM PRIOR YEAR</b>						
Average yearly increase ( decrease)	39.22%	12.25%	8.25%	5.62%	-1.62%	2.76%
	15.15%					

**SCHEDULE 2**

**Summary of Sponsored Program Activity**

**Major Funding Source**

**Fiscal Year 2010 through Fiscal Year 2006**

**SCHEDULE 2**  
**OLD DOMINION UNIVERSITY RESEARCH FOUNDATION**  
**SUMMARY OF SPONSORED PROGRAM ACTIVITY BY MAJOR FUNDING SOURCE**  
(MEASURED BY EXPENDITURES INCURRED)  
**FISCAL YEAR 2010 THROUGH FISCAL YEAR 2006**

FUNDING SOURCE / AGENCY	FY10		FY09		FY08		FY07		FY06	
	Amount	Percent of Total	Amount	Percent of Total	Amount	Percent of Total	Amount	Percent of Total	Amount	Percent of Total
<b>FEDERAL</b>										
National Aeronautics & Space Administration	\$ 8,431,234	12.5%	\$ 3,828,848	7.9%	\$ 4,895,965	11.4%	\$ 7,215,504	18.1%	\$ 5,772,711	15.3%
National Science Foundation	5,963,890	8.9%	5,270,765	10.9%	4,961,984	11.5%	4,001,034	10.1%	4,466,213	11.9%
U.S. Department of The Navy	5,928,338	8.8%	5,974,913	12.4%	7,232,693	16.8%	6,743,255	17.0%	6,942,799	18.4%
U.S. Department of Health & Human Services	2,784,319	4.1%	1,620,916	3.4%	1,139,632	2.6%	956,109	2.4%	825,895	2.2%
U.S. Department of Defense - Other	1,358,704	2.0%	828,016	1.7%	559,157	1.3%	407,372	1.0%	173,105	0.5%
U.S. Department of Energy	1,228,359	1.8%	916,187	1.9%	1,052,335	2.4%	1,022,151	2.6%	1,045,593	2.8%
U.S. Department of Homeland Security	841,071	1.2%	674,691	1.4%	-	0.0%	-	0.0%	-	0.0%
U.S. Department of Education	818,337	1.2%	637,619	1.3%	622,999	1.4%	572,946	1.4%	480,357	1.3%
U.S. Marine Corp	549,168	0.8%	759,002	1.6%	1,159,816	2.7%	270,180	0.7%	278,985	0.7%
U.S. Department of The Army	323,851	0.5%	257,768	0.5%	236,411	0.5%	161,910	0.4%	52,169	0.1%
U.S. Department of The Air Force	260,313	0.4%	238,778	0.5%	673,681	1.6%	1,123,328	2.8%	1,566,975	4.2%
Federal Aviation Administration	226,920	0.3%	146,151	0.3%	178,757	0.4%	96,204	0.2%	-	0.0%
Institut of Museum and Library SVC	194,039	0.3%	220,298	0.5%	269,082	0.6%	259,955	0.7%	-	0.0%
National Oceanic & Atmospheric Administration	188,541	0.3%	83,519	0.2%	65,328	0.2%	173,449	0.4%	251,915	0.7%
Other Federal	136,992	0.2%	250,901	0.5%	67,938	0.2%	316,692	0.8%	749,070	2.0%
<b>SUBTOTAL FEDERAL</b>	<b>\$ 29,234,076</b>	<b>43.4%</b>	<b>\$ 21,708,372</b>	<b>44.9%</b>	<b>\$ 23,115,778</b>	<b>53.7%</b>	<b>\$ 23,320,089</b>	<b>58.6%</b>	<b>\$ 22,605,787</b>	<b>60.0%</b>

**STATE & LOCAL GOVERNMENT AND AGREEMENTS WITH OTHER UNIVERSITIES**

Virginia General Assembly	\$ 11,854,571	17.6%	\$ 5,690,558	11.8%	\$ 87,850	0.2%	\$ 102,956	0.3%	\$ 87,924	0.2%
Old Dominion University - See Note	5,572,124	8.3%	6,216,801	12.9%	5,630,624	13.1%	4,246,733	10.7%	4,205,916	11.2%
Virginia Department of Environmental Quality	997,988	1.5%	1,111,449	2.3%	1,053,723	2.4%	1,055,371	2.7%	981,661	2.6%
Eastern Virginia Medical School	317,591	0.5%	394,078	0.8%	716,366	1.7%	488,957	1.2%	332,846	0.9%
Virginia Institute of Marine Sciences	314,388	0.5%	148,315	0.3%	102,756	0.2%	-	0.0%	-	0.0%
Virginia Marine Resources Commission	293,042	0.4%	324,185	0.7%	345,165	0.8%	374,988	0.9%	272,258	0.7%
Northampton County	232,892	0.3%	41,019	0.1%	49,077	0.1%	47,159	0.1%	551	0.0%
Virginia Tobacco Commission	213,734	0.3%	-	0.0%	-	0.0%	-	0.0%	-	0.0%
Worcester County	197,572	0.3%	212,835	0.4%	103,919	0.2%	68,827	0.2%	-	0.0%
University of South Florida	189,091	0.3%	257,655	0.5%	2,809	0.0%	-	0.0%	8,799	0.0%
City of Norfolk	178,110	0.3%	138,119	0.3%	82,073	0.2%	65,473	0.2%	6,500	0.0%
Virginia Department of Motor Vehicles	155,253	0.2%	144,147	0.3%	108,664	0.3%	65,036	0.2%	67,531	0.2%
Maryland Department of Business & Economic Dev.	138,880	0.2%	192,000	0.4%	-	0.0%	13,872	0.0%	201,976	0.5%
Virginia Department of Transportation	132,945	0.2%	24,926	0.1%	-	0.0%	-	0.0%	-	0.0%
Florida Fish and Wildlife Conservation Commission	130,153	0.2%	57,949	0.1%	107,799	0.3%	12,174	0.0%	13,067	0.0%
University of California	127,729	0.2%	109,823	0.2%	98,144	0.2%	61,867	0.2%	9,730	0.0%
State University of New Jersey	125,029	0.2%	156,103	0.3%	-	0.0%	38,444	0.1%	26,158	0.1%
Hampton Public Schools	118,104	0.2%	39,383	0.1%	-	0.0%	-	0.0%	-	0.0%
Texas A & M University	115,632	0.2%	33,245	0.1%	88,418	0.2%	28,700	0.1%	445	0.0%
State University of New York	55,349	0.1%	66,563	0.1%	106,101	0.2%	99,992	0.3%	3,868	0.0%
Newport News Public Schools	45,900	0.1%	117,015	0.2%	388,796	0.9%	370,470	0.9%	437,313	1.2%
State Council of Higher Education for Virginia	1,226,310	1.8%	174,462	0.4%	144,500	0.5%	144,750	0.4%	190,528	0.5%
Other State & Local			1,593,322	3.3%	2,735,033	6.4%	2,710,970	6.8%	3,516,776	9.3%
<b>SUBTOTAL STATE &amp; LOCAL</b>	<b>\$ 22,850,910</b>	<b>34.0%</b>	<b>\$ 17,243,952</b>	<b>35.7%</b>	<b>\$ 12,001,817</b>	<b>27.9%</b>	<b>\$ 9,996,739</b>	<b>25.1%</b>	<b>\$ 10,363,847</b>	<b>27.5%</b>

**SCHEDULE 2**  
**OLD DOMINION UNIVERSITY RESEARCH FOUNDATION**  
**SUMMARY OF SPONSORED PROGRAM ACTIVITY BY MAJOR FUNDING SOURCE**  
(MEASURED BY EXPENDITURES INCURRED)  
**FISCAL YEAR 2010 THROUGH FISCAL YEAR 2006**

FUNDING SOURCE / AGENCY	FY10		FY09		FY08		FY07		FY06	
	Amount	Percent of Total	Amount	Percent of Total	Amount	Percent of Total	Amount	Percent of Total	Amount	Percent of Total
<b>PRIVATE AND OTHER SPONSORS</b>										
Orbital Sciences Corporation	\$ 7,187,177	10.7%	\$ 180,000	0.4%	\$ 1,900	0.0%	\$ -	0.0%	\$ -	0.0%
National Institute of Aerospace	1,316,699	2.0%	1,805,084	3.7%	1,661,402	3.9%	1,424,934	3.6%	464,629	1.2%
Jefferson Science Associates	809,071	1.2%	673,407	1.4%	782,873	1.8%	554,193	1.4%	-	0.0%
Boeing Company	531,538	0.8%	48,462	0.1%	-	0.0%	-	0.0%	-	0.0%
General Dynamics	332,548	0.5%	345,089	0.7%	159,581	0.4%	157,357	0.4%	237,293	0.6%
ITA International, Inc.	305,694	0.5%	178,622	0.4%	843,091	2.0%	142,783	0.4%	-	0.0%
General Command of Gandarme	273,213	0.4%	109,104	0.2%	118,141	0.3%	90,346	0.2%	123,892	0.3%
Advanced Anti-Terror Technologies, Inc.	237,485	0.4%	92,495	0.2%	32,353	0.1%	-	0.0%	-	0.0%
VMASC Memberships	209,376	0.3%	134,084	0.3%	73,306	0.2%	146,699	0.4%	68,796	0.2%
American Diabetes Association	186,856	0.3%	154,406	0.3%	58,669	0.1%	78,876	0.2%	-	0.0%
Opportunity, Inc.	183,674	0.3%	-	0.0%	-	0.0%	-	0.0%	-	0.0%
World Conservation Union	177,419	0.3%	231,092	0.5%	254,709	0.6%	160,096	0.4%	64,823	0.2%
Genedge Alliance (formerly Philpott Manufacturing)	158,207	0.2%	133,838	0.3%	150,000	0.3%	219,044	0.6%	17,234	0.0%
Plexus Communications Group	143,279	0.2%	101,597	0.2%	-	0.0%	-	0.0%	-	0.0%
Center for Public/Private Partnership	138,701	0.2%	115,797	0.2%	107,907	0.3%	32,778	0.1%	-	0.0%
Intrexon Corporation	130,563	0.2%	-	0.0%	-	0.0%	-	0.0%	-	0.0%
Magne Motion, Incorporated	124,579	0.2%	243,847	0.5%	18,578	0.0%	-	0.0%	-	0.0%
CACI, Inc.	117,577	0.2%	83,477	0.2%	42,425	0.1%	16,156	0.0%	-	0.0%
Muons, Inc.	111,071	0.2%	75,914	0.2%	42,435	0.1%	28,228	0.1%	-	0.0%
MYMIC, LLC	99,354	0.1%	67,455	0.1%	29,366	0.1%	35,409	0.1%	-	0.0%
Biometrics, Inc.	84,167	0.1%	73,619	0.2%	32,177	0.1%	122,652	0.3%	123,625	0.3%
National Space Grant Consortium	20,000	0.0%	110,250	0.2%	132,551	0.3%	75,632	0.2%	78,178	0.2%
Alion Science and Technology Corporation	17,636	0.0%	246,393	0.5%	23,121	0.1%	-	0.0%	-	0.0%
Computer Science Corp.	14,664	0.0%	121,589	0.3%	215,694	0.5%	232,947	0.6%	270,688	0.7%
Institute for Advanced Learning and Research	-	0.0%	360,428	0.7%	154,417	0.4%	68,767	0.2%	-	0.0%
Other Private Sponsors	2,294,092	3.4%	3,696,174	7.6%	3,008,444	7.0%	2,874,621	7.2%	3,243,714	8.6%
<b>SUBTOTAL PRIVATE</b>	<b>\$ 15,204,640</b>	<b>22.6%</b>	<b>\$ 9,382,223</b>	<b>19.4%</b>	<b>\$ 7,943,340</b>	<b>18.4%</b>	<b>\$ 6,461,518</b>	<b>16.2%</b>	<b>\$ 4,692,872</b>	<b>12.5%</b>
<b>TOTAL</b>	<b>\$ 67,289,626</b>	<b>100.0%</b>	<b>\$ 48,334,547</b>	<b>100.0%</b>	<b>\$ 43,060,935</b>	<b>100.0%</b>	<b>\$ 39,778,346</b>	<b>100.0%</b>	<b>\$ 37,662,506</b>	<b>100.0%</b>

**Note: Certain agencies require direct award to Old Dominion University. The following represents the expenditures by agency on projects passed through by the University.**

Old Dominion University pass through from:										
Virginia Department Of Education	\$ 3,865,186	5.7%	\$ 3,685,220	7.6%	\$ 3,441,821	8.0%	\$ 3,331,947	8.4%	\$ 3,067,686	8.1%
Virginia General Assembly	1,276,459	1.9%	2,261,112	4.7%	1,837,022	4.3%	676,087	1.7%	591,952	1.6%
State Council of Higher Education for Virginia	170,526	0.3%	101,948	0.2%	-	0.0%	-	0.0%	-	0.0%
Virginia Department of Motor Vehicles	63,734	0.1%	15,666	0.0%	-	0.0%	-	0.0%	-	0.0%
Virginia Department Of Mental Health & Retardation	56,369	0.1%	68,088	0.1%	49,235	0.1%	38,893	0.1%	107,801	0.3%
Virginia Department Of Health	17,663	0.0%	38,709	0.1%	50,773	0.1%	77,977	0.2%	23,771	0.1%
Other ODU	122,187	0.2%	46,058	0.1%	251,773	0.6%	121,829	0.3%	414,706	1.1%
Old Dominion University Total	\$ 5,572,124	8.3%	\$ 6,216,801	12.9%	\$ 5,630,624	13.1%	\$ 4,246,733	10.7%	\$ 4,205,916	11.2%

Note: Certain prior year amounts have been restated to be consistent with current year presentation.

**SCHEDULE 3**

**Comparison of Direct Cost, Indirect Cost and  
Effective Indirect Cost Rates**

**Fiscal Year 2010 through Fiscal Year 2008**

**SCHEDULE 3**  
**OLD DOMINION UNIVERSITY RESEARCH FOUNDATION**  
**REPORT OF SPONSORED PROGRAM ACTIVITY**  
**DIRECT COST, INDIRECT COST AND EFFECTIVE INDIRECT COST RATE**  
(MEASURED BY EXPENDITURES INCURRED)  
**FISCAL YEAR 2010 THROUGH FISCAL YEAR 2008**

	Fiscal Year 2010			Fiscal Year 2009			Fiscal Year 2008		
	TOTAL DIRECT COSTS	TOTAL INDIRECT COSTS	Effective Indirect Cost Rate	TOTAL DIRECT COSTS	TOTAL INDIRECT COSTS	Effective Indirect Cost Rate	TOTAL DIRECT COSTS	TOTAL INDIRECT COSTS	Effective Indirect Cost Rate
<b>COLLEGE OF ARTS AND LETTERS</b>									
Dean's Office	\$ 4,260	\$ 322	7.6%	\$ -	\$ -	0.0%	\$ -	\$ -	0.0%
Department of Art	2,125	-	0.0%	-	-	0.0%	-	-	0.0%
Department of Communication and Theatre Arts	-	-	0.0%	4,000	-	0.0%	-	-	0.0%
Department of English	4,103	-	0.0%	5,774	-	0.0%	6,000	-	0.0%
Department of Foreign Languages/literatures	-	-	0.0%	1,954	821	42.0%	12,204	4,481	36.7%
Department of History	80,337	1,742	2.2%	12,045	3,132	26.0%	14,411	3,747	26.0%
Department of Music	-	-	0.0%	2,150	-	0.0%	2,500	-	0.0%
Department of Political Science & Geography	21,521	6,592	30.6%	15,656	5,808	37.1%	106,963	31,899	29.8%
Department of Sociology & Criminal Justice	317,089	42,530	13.4%	276,095	37,150	13.5%	231,299	48,541	21.0%
Social Science Research Center	130,369	24,606	18.9%	204,825	20,333	9.9%	164,351	35,993	21.9%
<b>COLLEGE OF ARTS &amp; LETTERS</b>	<b>\$ 559,814</b>	<b>\$ 75,792</b>	<b>13.5%</b>	<b>\$ 635,606</b>	<b>\$ 67,244</b>	<b>12.9%</b>	<b>\$ 537,728</b>	<b>\$ 124,661</b>	<b>23.2%</b>
<b>COLLEGE OF BUSINESS AND PUBLIC ADMINISTRATION</b>									
Department of Business Administration	\$ 9,753	\$ 736	7.5%	\$ 3,436	\$ 1,442	4.2%	\$ 260	\$ 110	42.3%
Department of Economics	75,327	30,199	40.1%	41,559	17,454	42.0%	64,348	22,920	35.6%
Department of Information Systems / Decision Sciences	126,642	46,848	37.0%	52,023	21,849	42.0%	43,682	18,346	42.0%
<b>COLLEGE OF BUSINESS &amp; PUBLIC ADMINISTRATION</b>	<b>\$ 211,722</b>	<b>\$ 77,783</b>	<b>36.7%</b>	<b>\$ 289,505</b>	<b>\$ 40,745</b>	<b>14.1%</b>	<b>\$ 108,290</b>	<b>\$ 41,376</b>	<b>38.2%</b>
<b>COLLEGE OF EDUCATION</b>									
Dean's Office	\$ 366,383	\$ 34,400	9.4%	\$ 480,422	\$ 51,525	10.7%	\$ 511,713	\$ 38,460	7.5%
Department of Communication Disorders and Special Education	3,047,159	227,903	7.5%	2,873,639	199,444	6.9%	3,394,318	180,668	5.3%
Department of Counseling and Human Services	87,150	355	0.4%	-	-	0.0%	-	-	0.0%
Department of Educational Foundations and Leadership	426,590	58,180	13.6%	196,384	20,482	10.4%	213,198	5,471	2.6%
Department of Human Movement Sciences	272,386	55,033	20.2%	263,754	53,632	20.3%	183,070	42,414	23.2%
Department of STEM Education and Professional Studies	273,951	29,464	10.8%	118,145	10,517	8.9%	86,973	6,307	7.3%
Department of STEM Education and Professional Studies - VMASC	10,901	1,090	10.0%	3,500	1,750	50.0%	-	-	0.0%
Department of Teaching and Learning	560,791	110,186	19.6%	564,463	90,994	16.1%	506,831	75,024	14.8%
<b>COLLEGE OF EDUCATION</b>	<b>\$ 5,045,311</b>	<b>\$ 516,611</b>	<b>10.2%</b>	<b>\$ 5,561,922</b>	<b>\$ 428,344</b>	<b>9.5%</b>	<b>\$ 4,896,103</b>	<b>\$ 348,344</b>	<b>7.1%</b>



**SCHEDULE 3**  
**OLD DOMINION UNIVERSITY RESEARCH FOUNDATION**  
**REPORT OF SPONSORED PROGRAM ACTIVITY**  
**DIRECT COST, INDIRECT COST AND EFFECTIVE INDIRECT COST RATE**  
**(MEASURED BY EXPENDITURES INCURRED)**  
**FISCAL YEAR 2010 THROUGH FISCAL YEAR 2008**

	Fiscal Year 2010			Fiscal Year 2009			Fiscal Year 2008		
	TOTAL DIRECT COSTS	TOTAL INDIRECT COSTS	Effective Indirect Cost Rate	TOTAL DIRECT COSTS	TOTAL INDIRECT COSTS	Effective Indirect Cost Rate	TOTAL DIRECT COSTS	TOTAL INDIRECT COSTS	Effective Indirect Cost Rate
<b>COLLEGE OF ENGINEERING</b>									
Dean's Office	\$ 404,673	\$ 29,273	7.2%	\$ 186,850	\$ 20,360	10.9%	\$ 231,791	\$ 38,470	16.6%
Dean's Office - ARC	14,616	6,138	42.0%	29,104	10,504	36.1%	27,005	11,342	42.0%
Department of Aerospace Engineering	1,561,885	183,264	11.7%	981,758	174,427	17.8%	728,107	155,645	21.4%
Center for Advanced Engineering Environments			0.0%	158	66	41.8%	70,555	24,209	34.3%
Department of Civil & Environmental Engineering	301,521	63,262	21.0%	334,304	76,242	23.4%	298,873	90,225	30.2%
Department of Civil & Environmental Engineering - VMASC	4,624	1,942	42.0%			0.0%			0.0%
Department of Civil & Environmental Engineering - VCERC	5,708	1,484	26.0%			0.0%			0.0%
Department of Electrical & Computer Engineering	825,781	224,974	27.2%	1,023,370	293,635	28.7%	1,292,750	318,101	24.6%
Department of Electrical & Computer Engineering - ARC	353,568	127,135	36.0%	470,324	125,216	26.6%	387,972	107,074	27.6%
Department of Electrical & Computer Engineering - Bioelectronics	125,622	35,948	28.6%	201,362	62,099	30.8%	717,869	199,998	27.9%
Department of Electrical & Computer Engineering - VMASC	1,235,695	40,523	40.8%	957,553	22,665	28.9%	177,930	74,176	41.7%
Department of Engineering Management	119,405	326,812	26.4%	78,311	261,297	27.3%	602,969	158,448	26.3%
Department of Engineering Management - VMASC	485,330	50,169	42.0%	1,194,637	189,450	15.9%	2,550,318	278,093	10.9%
Department of Mechanical Engineering	35,466	12,037	25.5%	490,346	112,377	22.9%	415,535	129,606	31.2%
Department of Mechanical Engineering - ARC	43,458	17,282	33.9%	125,612	43,251	34.4%	131,422	35,838	27.3%
Department of Mechanical Engineering - VMASC	427,856	108,576	39.8%	124,444	51,695	41.5%	331,317	64,145	19.4%
Department of Engineering Technology	47,051	17,948	25.4%	313,606	75,555	24.1%	67,032	21,750	32.4%
Department of Engineering Technology - ARC	162,352	77,908	38.1%	63,810	22,438	35.2%	297,126	106,786	35.9%
Virginia Applied Technology & Professional Development Center	24,395,216	122,469	48.0%	189,841	222,239	117.1%	1,014,769	94,935	9.4%
Virginia Commercial Space Flight Authority	96,219		0.5%	6,715,179	47,373	0.7%	110,356		0.0%
Virginia Space Flight Academy	196,529	6,486	3.3%	792,399	5,450	0.7%	1,068,463	285,688	26.7%
Mid-Atlantic Institute for Space & Technology		203,015	5.0%		5,450	0.7%			0.0%
<b>COLLEGE OF ENGINEERING</b>	<b>\$ 30,883,098</b>	<b>\$ 1,553,262</b>	<b>5.0%</b>	<b>\$ 14,394,439</b>	<b>\$ 1,818,339</b>	<b>12.6%</b>	<b>\$ 10,522,159</b>	<b>\$ 2,194,529</b>	<b>20.9%</b>
<b>COLLEGE OF HEALTH SCIENCES</b>									
Dean's Office	\$ 1,118	\$ -	0.0%	\$ 44,549	\$ 15,589	35.0%	\$ 87,651	\$ 33,760	38.5%
School of Community & Environmental Health	192,124	57,373	29.9%	180,634	40,260	22.3%	82,677	13,637	16.5%
School of Community & Environmental Health - VMASC	68,187	9,396	13.8%	55,259	8,007	14.5%	38,495	3,080	8.0%
School of Dental Hygiene	98,302	27,109	27.6%	78,105	12,899	16.5%	47,550	4,115	8.7%
Med Lab Radiation SCI	12,481	3,245	26.0%	19,468		0.0%	70,376		0.0%
Med Lab Radiation SCI - Bioelectronics	700,075	332,671	47.5%	332,562	139,723	42.0%			0.0%
Med Lab Radiation SCI - VMASC	11,342		0.0%	38,925	1,400	3.6%	7,976	27	0.3%
School of Nursing	499,535	34,167	6.8%	505,907	33,466	6.6%	344,910	17,227	5.0%
School of Physical Therapy	51,941	9,045	17.4%	100,173	2,849	2.8%	60,825		0.0%
<b>COLLEGE OF HEALTH SCIENCES</b>	<b>\$ 1,635,105</b>	<b>\$ 473,006</b>	<b>28.9%</b>	<b>\$ 1,355,582</b>	<b>\$ 254,193</b>	<b>18.8%</b>	<b>\$ 740,460</b>	<b>\$ 71,846</b>	<b>9.7%</b>

**SCHEDULE 3**

**OLD DOMINION UNIVERSITY RESEARCH FOUNDATION  
REPORT OF SPONSORED PROGRAM ACTIVITY**

**DIRECT COST, INDIRECT COST AND EFFECTIVE INDIRECT COST RATE  
(MEASURED BY EXPENDITURES INCURRED)  
FISCAL YEAR 2010 THROUGH FISCAL YEAR 2008**

	Fiscal Year 2010			Fiscal Year 2009			Fiscal Year 2008		
	TOTAL DIRECT COSTS	TOTAL INDIRECT COSTS	Effective Indirect Cost Rate	TOTAL DIRECT COSTS	TOTAL INDIRECT COSTS	Effective Indirect Cost Rate	TOTAL DIRECT COSTS	TOTAL INDIRECT COSTS	Effective Indirect Cost Rate
<b>COLLEGE OF SCIENCES</b>									
Dean's Office	\$ 4,583	\$ 1,632	35.6%	\$ 10,288	\$ 4,321	42.0%	\$ 1,819,832	\$ -	0.0%
Department of Biological Sciences - CBE	1,967,538	309,170	15.7%	1,753,487	329,885	18.8%	1,819,832	373,599	20.5%
Department of Biological Sciences - VCERC	11,416	2,968	26.0%	3,165	1,583	50.0%	-	-	0.0%
Center for Computational Science	828,374	250,367	30.2%	78,797	29,887	37.9%	159,124	63,683	40.0%
Center for Coastal Physical Oceanography - SSRP	792,461	267,670	33.8%	652,854	215,328	33.0%	666,202	255,895	38.4%
Department of Chemistry and Biochemistry	1,200,373	286,567	23.9%	32,223	13,571	42.1%	84,792	28,149	33.2%
Department of Chemistry and Biochemistry - VCERC	833,651	146,580	17.6%	1,191,024	308,372	25.9%	1,428,781	313,888	22.0%
Department of Computer Sciences	649,276	152,922	23.6%	829,742	234,218	28.2%	922,515	119,914	13.9%
Department of Mathematics & Statistics	1,729,559	607,021	35.1%	2,099,289	603,361	28.7%	2,229,842	574,825	25.8%
Department of Ocean, Earth & Atmospheric Sciences - SSRP	144,336	56,324	39.0%	116,642	45,991	39.4%	111,738	46,719	41.8%
Department of Ocean, Earth & Atmospheric Sciences - CBE	1,760,060	361,383	20.5%	1,620,953	298,149	18.4%	1,458,304	268,982	18.4%
Department of Physics	4,609	1,198	26.0%	15,727	3,513	22.3%	518,788	166,342	32.1%
Department of Physics - ARC	521,781	155,014	29.7%	486,994	135,545	27.8%	518,788	166,342	32.1%
Department of Psychology	24,738	6,432	26.0%	6,390	2,684	42.0%	10,784	4,392	40.7%
Department of Psychology - VMASC	10,472,755	2,605,248	24.9%	10,462,133	2,567,487	24.5%	10,539,281	2,663,635	25.3%
<b>COLLEGE OF SCIENCES</b>									
<b>OFFICE OF RESEARCH AND OTHER ACTIVITY</b>									
Office of Research	\$ 27,924	\$ -	0.0%	\$ -	\$ -	0.0%	\$ -	\$ -	0.0%
Frank Reidy Research Center for Bioelectronics	878,054	215,632	24.6%	1,074,584	241,470	22.5%	12,132	3,200	26.4%
Virginia Modeling, Analysis and Simulation Center	5,936,704	1,316,014	22.2%	5,151,616	1,121,938	21.8%	4,454,767	1,142,747	25.7%
Office of Distance Learning	219,999	86,912	39.5%	163,913	65,420	39.9%	534,299	218,013	40.8%
Virginia Space Grant Consortium	2,766,240	518,925	18.8%	2,691,512	322,816	12.0%	2,696,635	363,039	13.5%
Virginia Tidewater Consortium for Higher Education	483,714	35,518	7.3%	460,340	36,762	8.0%	443,402	35,396	8.0%
National University Teleconference Network	-	-	0.0%	39	-	0.0%	11,113	-	0.0%
Association for Consortium Leadership	54,121	2,165	4.0%	41,329	1,653	4.0%	43,847	1,753	4.0%
Miscellaneous ODU Units	598,797	39,400	6.6%	420,911	31,914	7.6%	(5,654)	3,885	(68.7%)
<b>OFFICE OF RESEARCH AND OTHER</b>	\$ 10,965,553	\$ 2,214,566	20.2%	\$ 10,004,244	\$ 1,821,973	18.2%	\$ 8,449,766	\$ 1,822,757	21.6%
<b>GRAND TOTAL</b>	\$ 59,773,358	\$ 7,516,268	12.6%	\$ 41,336,222	\$ 6,998,325	16.9%	\$ 35,793,787	\$ 7,267,148	20.3%

SSRP= self supporting research program

**SCHEDULE 4**

**Sponsored Program Activity**

**Individual Project Listing**

**Fiscal Year 2010**

**SCHEDULE 4**  
**OLD DOMINION UNIVERSITY RESEARCH FOUNDATION**  
**SPONSORED PROGRAM ACTIVITY BY INDIVIDUAL PROJECT**  
 (MEASURED BY EXPENDITURES INCURRED)  
**FOR FISCAL YEAR 2010**

PROJECT NUMBER	SPONSORING AGENCY	PRINCIPAL INVESTIGATOR / PROJECT DIRECTOR	PROJECT DIRECT COST					PROJECT IDC AND FEES			EFFECTIVE INDIRECT COST RATE	CENTER		
			PERSONNEL AND FRINGE BENEFITS	SUPPLIES, CONTRACTUAL, GENERAL, & TRAVEL	EQUIPMENT	SUBCONTRACTS, CONSTRUCTION, TUITION & OTHER	TOTAL DIRECT COSTS	REIMBURSED INDIRECT COSTS	TOTAL SPECIAL FEES	TOTAL PROJECT COSTS				
<b>ARTS AND LETTERS</b>														
Dean's Office														
397561	* US DEPT OF EDUCATION	WOJTOWICZ, R.	2,170	1,000	-	1,090	4,260	322	-	4,582	-	4,582	7.56%	TRAD
			2,170	1,000	-	1,090	4,260	322	-	4,582	-	4,582	7.56%	
<b>Art</b>														
595101	VA COMMISSION OF THE ARTS	EUDENBACH, P.	-	2,125	-	-	2,125	-	-	2,125	-	2,125	0.00%	TRAD
			-	2,125	-	-	2,125	-	-	2,125	-	2,125	0.00%	
<b>English</b>														
584651	VA COMMISSION OF THE ARTS	PEARSON, M.	-	-	-	103	103	-	-	103	-	103		TRAD
595941	* CITY OF NORFOLK	PEARSON, M.	-	2,000	-	-	2,000	-	-	2,000	-	2,000		TRAD
595941	* CITY OF NORFOLK	PEERY, J.	-	2,000	-	-	2,000	-	-	2,000	-	2,000		TRAD
397561	* US DEPT OF EDUCATION	RICHARD, J.	-	-	-	-	-	-	-	-	-	-		TRAD
			-	4,000	-	103	4,103	-	-	4,103	-	4,103	0.00%	
<b>History</b>														
796911	AMER.COUNCIL/LEARNED SOCIETIES	CARHART, M.	35,000	-	-	-	35,000	-	-	35,000	-	35,000		TRAD
797221	FREIBURG INSTITUTE - ADV STUDY	CARHART, M.	33,595	-	-	-	33,595	-	-	33,595	-	33,595		TRAD
397561	* US DEPT OF EDUCATION	FINLEY-CROSSWHITE, A.	3,618	1,668	-	1,819	7,105	537	-	7,642	-	7,642		TRAD
564551	* NORTHAMPTON COUNTY, VA	SWEENEY, J.	2,232	2,405	-	-	4,637	1,205	-	5,842	-	5,842		TRAD
			74,445	4,073	-	1,819	80,337	1,742	-	82,079	-	82,079	2.17%	
<b>Political Science and Geography</b>														
360591	NATL. SCIENCE FOUNDATION	CHEN, J.	-	8,126	-	6,290	14,416	6,055	-	20,471	-	20,471		TRAD
397561	* US DEPT OF EDUCATION	CHEN, J.	3,618	1,668	-	1,819	7,105	537	-	7,642	-	7,642		TRAD
			3,618	9,794	-	8,109	21,521	6,592	-	28,113	-	28,113	30.63%	
<b>Sociology and Criminal Justice</b>														
551641	VIRGINIA COMMONWEALTH UNIV.	PAYNE, B.	-	-	-	(169)	(169)	(44)	-	(213)	-	(213)		TRAD
301261	US INSTITUTE OF PEACE	ROTHE, D.	14,750	-	-	-	14,750	1,475	-	16,225	-	16,225		TRAD
354491	US PUBLIC HEALTH SERVICE	YANG, X.	47,403	33,515	-	207,372	288,290	33,985	-	322,275	-	322,275		TRAD
594001	WAYNE STATE UNIVERSITY	YANG, X.	14,228	-	-	-	14,228	7,114	-	21,342	-	21,342		TRAD
			76,381	33,515	-	207,203	317,099	42,530	-	359,629	-	359,629	13.41%	
<b>Social Science Research Center</b>														
584771	ODU	CAMARENA, M.	-	-	-	4,143	4,143	207	-	4,350	-	4,350		SSRC
785351	W. K. KELLOGG FOUNDATION	CAMARENA, M.	-	-	-	12,838	12,838	-	-	12,838	-	12,838		SSRC
793341	W. K. KELLOGG FOUNDATION	CAMARENA, M.	-	-	-	14,580	14,580	-	-	14,580	-	14,580		SSRC
396311	* US PUBLIC HEALTH SERVICE	VANDECAR-BURDIN, T.	19,568	3,265	-	2,812	25,645	11,974	-	37,619	-	37,619		SSRC
506881	CITY OF VIRGINIA BEACH	VANDECAR-BURDIN, T.	333	-	-	-	333	166	-	499	-	499		SSRC
572111	CITY OF PORTSMOUTH	YANG, X.	17,729	2,055	-	-	19,784	8,309	-	28,093	-	28,093		SSRC
576611	EAST CAROLINA STATE UNIVERSITY	YANG, X.	3,145	360	-	-	3,505	1,472	-	4,977	-	4,977		SSRC
596131	ODU	YANG, X.	10,783	13,131	-	-	23,914	1,196	-	25,110	-	25,110		SSRC
596281	ODU	YANG, X.	11,601	8,373	-	-	19,974	999	-	20,973	-	20,973		SSRC
596282	ODU	YANG, X.	5,653	-	-	-	5,653	283	-	5,936	-	5,936		SSRC
			68,812	27,184	-	34,373	130,369	24,606	-	154,975	-	154,975	18.87%	
<b>TOTAL ARTS AND LETTERS</b>			<b>\$ 225,426</b>	<b>\$ 81,691</b>	<b>\$ -</b>	<b>\$ 252,697</b>	<b>\$ 559,814</b>	<b>\$ 75,792</b>	<b>\$ -</b>	<b>\$ 635,606</b>	<b>\$ -</b>	<b>\$ 635,606</b>	<b>13.54%</b>	

**SCHEDULE 4**  
**OLD DOMINION UNIVERSITY RESEARCH FOUNDATION**  
**SPONSORED PROGRAM ACTIVITY BY INDIVIDUAL PROJECT**  
(MEASURED BY EXPENDITURES INCURRED)  
**FOR FISCAL YEAR 2010**

PROJECT NUMBER	SPONSORING AGENCY	PRINCIPAL INVESTIGATOR / PROJECT DIRECTOR	PROJECT DIRECT COST					PROJECT IDC AND FEES			EFFECTIVE INDIRECT COST RATE	CENTER
			PERSONNEL AND FRINGE BENEFITS	SUPPLIES, CONTRACTUAL, GENERAL, & TRAVEL	EQUIPMENT	SUBCONTRACTS, CONSTRUCTION, TUITION & OTHER	TOTAL DIRECT COSTS	REIMBURSED INDIRECT COSTS	TOTAL SPECIAL FEES	TOTAL PROJECT COSTS		
<b>BUSINESS AND PUBLIC ADMINISTRATION</b>												
Information Technology & Decision Sciences												
372391	* NATL SCIENCE FOUNDATION	WU, H.	31,353	1,716	-	-	33,069	13,889	-	46,958	-	TRAD
372392	* NATL SCIENCE FOUNDATION	WU, H.	3,215	-	-	-	3,215	804	-	4,019	-	TRAD
373501	* NATL SCIENCE FOUNDATION	WU, H.	59,946	14,380	-	-	74,326	31,217	-	105,543	-	TRAD
373502	* NATL SCIENCE FOUNDATION	WU, H.	3,753	-	-	-	3,753	938	-	4,691	-	TRAD
504061	* ODU	ZHU, H.	7,576	2,238	2,465	-	12,279	-	-	12,279	-	TRAD
			105,843	18,334	2,465	-	126,642	46,848	-	173,490	-	36.99%
<b>Business Administration</b>												
771071	* MAGNE MOTION, INC	GOPINATH, M.	857	20	-	-	877	368	-	1,245	-	TRAD
771071	* MAGNE MOTION, INC	KARANDE, K.	857	20	-	-	877	368	-	1,245	-	TRAD
503341	* ODU	MCSHANE, M.	7,501	-	-	498	7,999	-	-	7,999	-	TRAD
			9,215	40	-	498	9,753	736	-	10,489	-	7.55%
<b>Economics</b>												
784841	* BARKER, CAMPBELL & FARLEY	AGARWAL, V.	-	-	-	1	1	1	-	2	-	TRAD
797681	* BARKER, CAMPBELL & FARLEY	AGARWAL, V.	23,354	-	-	-	23,354	11,677	-	35,031	-	TRAD
586101	* STATE UNIVERSITY OF NY	DEMIRALP, B.	12,661	-	-	(1)	12,660	4,685	-	17,345	-	TRAD
771071	* MAGNE MOTION, INC	TALLEY, W.	1,714	40	-	-	1,754	737	-	2,491	-	TRAD
797901	* OPPORTUNITY, INC.	TALLEY, W.	14,204	-	-	-	14,204	1,421	-	15,625	-	TRAD
784841	* BARKER, CAMPBELL & FARLEY	YCHUM, G.	-	-	-	1	-	1	-	1	-	TRAD
797681	* BARKER, CAMPBELL & FARLEY	YCHUM, G.	23,354	-	-	-	23,354	11,677	-	35,031	-	TRAD
			75,287	40	-	-	75,327	30,199	-	105,526	-	40.09%
			190,345 \$	18,414 \$	2,465 \$	498 \$	211,722 \$	77,783 \$	- \$	289,505 \$	- \$	36.74%
<b>TOTAL BUSINESS AND PUBLIC ADMINISTRATION</b>												

**SCHEDULE 4**  
**OLD DOMINION UNIVERSITY RESEARCH FOUNDATION**  
**SPONSORED PROGRAM ACTIVITY BY INDIVIDUAL PROJECT**  
 (MEASURED BY EXPENDITURES INCURRED)  
**FOR FISCAL YEAR 2010**

PROJECT NUMBER	SPONSORING AGENCY	PRINCIPAL INVESTIGATOR / PROJECT DIRECTOR	PROJECT DIRECT COST					PROJECT IDC AND FEES			EFFECTIVE INDIRECT COST RATE	CENTER
			PERSONNEL AND FRINGE BENEFITS	SUPPLIES, CONTRACTUAL, GENERAL, & TRAVEL	EQUIPMENT	SUBCONTRACTS, CONSTRUCTION, TUITION & OTHER	TOTAL DIRECT COSTS	REIMBURSED INDIRECT COSTS	TOTAL SPECIAL FEES	TOTAL PROJECT COSTS		
703701	* THE ACADEMY OF MUSIC	BOSTIC, T.	8,359	-	-	-	8,359	835	-	9,194	TRAD	
590081	* ODU	BRANCH, J.	1,098	403	-	-	1,501	-	-	1,501	TRAD	
590082	* ODU	BRANCH, J.	-	-	-	10,066	10,066	-	-	10,066	TRAD	
397561	* US DEPT OF EDUCATION	BUTLER, L.	3,618	1,668	-	1,819	7,105	537	-	7,642	TRAD	
590621	* ODU	BUTLER, L.	52	-	-	-	52	-	-	52	TRAD	
597411	* ODU	BUTLER, L.	185	194	-	2,708	3,087	-	-	3,087	TRAD	
397561	* US DEPT OF EDUCATION	GRAVES, W.	2,170	1,000	-	1,090	4,260	322	-	4,582	TRAD	
397561	* US DEPT OF EDUCATION	JUDGE, S.	6,516	3,003	-	3,274	12,793	967	-	13,760	TRAD	
790061	* VA BUSINESS COALITION ON HEALT	JUDGE, S.	1,320	602	-	-	1,922	500	-	2,422	TRAD	
554291	* NEWPORT NEWS PUBLIC SCHOOLS	MYRAN, S.	10,395	2,165	-	-	12,560	1,005	-	13,565	TRAD	
582391	* ODU	MYRAN, S.	1,608	16	-	1,657	3,281	130	-	3,411	TRAD	
703701	* THE ACADEMY OF MUSIC	NUNNERY, J.	1,045	-	-	-	1,045	105	-	1,150	TRAD	
703821	* NATL INST - SCHOOL LEADERSHIP	NUNNERY, J.	16,858	3,000	-	-	19,858	1,986	-	21,844	TRAD	
562741	* NEWPORT NEWS PUBLIC SCHOOLS	REN, Z.	9,360	24	-	-	9,384	751	-	10,135	TRAD	
554291	* NEWPORT NEWS PUBLIC SCHOOLS	WARD, C.	20,789	4,330	-	-	25,119	2,009	-	27,128	TRAD	
561261	* CITY OF NORFOLK	WARD, C.	30,553	1,267	-	2,191	34,011	8,273	-	42,284	TRAD	
703701	* THE ACADEMY OF MUSIC	WARD, C.	1,045	-	-	-	1,045	105	-	1,150	TRAD	
291531	* DOD NON-TRADITIONAL EDUCATION	WARGO, J.	169,111	40,751	-	-	209,862	16,789	-	226,651	TRAD	
550854	* US DEPARTMENT OF DEFENSE	WARGO, J.	-	1,073	-	-	1,073	86	-	1,159	TRAD	
			284,082	59,496	-	22,805	366,383	34,400	-	400,783	9.39%	

**SCHEDULE 4**  
**OLD DOMINION UNIVERSITY RESEARCH FOUNDATION**  
**SPONSORED PROGRAM ACTIVITY BY INDIVIDUAL PROJECT**  
 (MEASURED BY EXPENDITURES INCURRED)  
**FOR FISCAL YEAR 2010**

PROJECT NUMBER	SPONSORING AGENCY	PRINCIPAL INVESTIGATOR / PROJECT DIRECTOR	PERSONNEL AND FRINGE BENEFITS	SUPPLIES, CONTRACTUAL, GENERAL, & TRAVEL	PROJECT DIRECT COST			PROJECT IDC AND FEES			EFFECTIVE INDIRECT COST RATE	CENTER
					EQUIPMENT	SUBCONTRACTS, CONSTRUCTION, TUITION & OTHER	TOTAL DIRECT COSTS	REIMBURSED INDIRECT COSTS	TOTAL SPECIAL FEES	TOTAL PROJECT COSTS		
564551	Teaching and Learning	ADCOCK, A.	362	390	-	-	752	195	-	947	TRAD	
397561	* NORTHAMPTON COUNTY, VA	AL-HAZZA, T.	3,619	1,667	-	1,818	7,104	537	-	7,641	TRAD	
561261	* US DEPT OF EDUCATION	BOL, L.	30,553	1,267	-	2,191	34,011	8,273	-	42,284	TRAD	
598061	* CITY OF NORFOLK	DEBRUIN-PARECKI, A.	26,841	-	-	4,174	31,015	2,147	-	33,162	TRAD	
384721	* CITY OF NORFOLK	DICKERSON, D.	5,493	4,077	-	3,567	13,137	4,040	-	17,177	TRAD	
391471	* NATL SCIENCE FOUNDATION	DICKERSON, D.	5,222	2,245	-	3,850	11,317	5,645	-	16,962	TRAD	
392161	* NATL SCIENCE FOUNDATION	DICKERSON, D.	12,356	10,186	-	2,087	24,629	6,158	-	30,787	TRAD	
584711	* NATL OCEANIC/ATMOS ADMIN	DICKERSON, D.	636	334	-	734	1,704	78	-	1,782	TRAD	
371871	* ODU	DICKINSON, G.	14,831	3,883	-	512	19,226	7,859	-	27,085	TRAD	
392641	* INST OF MUSEUM AND LIBRARY SVC	DICKINSON, G.	24,559	4,062	-	5,029	33,650	12,507	-	46,157	TRAD	
392641	* INST OF MUSEUM AND LIBRARY SVC	DOLL, C.	25,303	4,184	-	5,181	34,668	12,887	-	47,555	TRAD	
397561	* INST OF MUSEUM AND LIBRARY SVC	FLEENER, C.	3,619	1,667	-	1,818	7,104	537	-	7,641	TRAD	
583411	* US DEPT OF EDUCATION	FLEENER, C.	5,233	2,173	-	14,101	21,507	1,085	-	22,592	TRAD	
500171	* ODU	HAGER, J.	3,747	296	-	14,388	18,431	-	-	18,431	TRAD	
501451	* ODU	HAGER, J.	8,225	352	-	-	8,577	686	-	9,263	TRAD	
561281	* ODU	HAGER, J.	-	10	-	-	10	1	-	11	TRAD	
586972	* ODU	HAGER, J.	4,531	725	-	14,793	20,049	421	-	20,470	TRAD	
392641	* INST OF MUSEUM AND LIBRARY SVC	HINTON-JOHNSON, K.	24,559	4,062	-	5,029	33,650	12,507	-	46,157	TRAD	
397561	* US DEPT OF EDUCATION	HINTON-JOHNSON, K.	3,619	1,667	-	1,818	7,104	537	-	7,641	TRAD	
765071	* NATIONAL WRITING PROJECT	HINTON-JOHNSON, K.	2,891	3,898	-	17,628	24,417	-	-	24,417	TRAD	
794211	* ARTS MIDWEST	HINTON-JOHNSON, K.	1,081	984	-	46	2,111	578	-	2,689	TRAD	
397021	* NATL SCIENCE FOUNDATION	KIDD, J.	2,284	-	-	-	2,284	1,142	-	3,426	TRAD	
592261	* UNIV OF CALIFORNIA	KIDD, J.	50,306	12,681	-	-	62,987	9,448	-	72,435	TRAD	
765071	* NATIONAL WRITING PROJECT	LEE, G.	2,891	3,898	-	17,628	24,417	-	-	24,417	TRAD	
794211	* ARTS MIDWEST	LEE, G.	1,113	1,015	-	48	2,176	596	-	2,772	TRAD	
590621	* ODU	LUCKING, R.	417	-	-	-	417	-	-	417	TRAD	
597411	* ODU	LUCKING, R.	1,475	1,558	-	21,660	24,693	-	-	24,693	TRAD	
564551	* NORTHAMPTON COUNTY, VA	MARKEN, J.	483	520	-	-	1,003	261	-	1,264	TRAD	
384721	* NATL SCIENCE FOUNDATION	MCKINNEY, S.	16,479	12,231	-	10,701	39,411	12,120	-	51,531	TRAD	
391471	* NATL SCIENCE FOUNDATION	MCKINNEY, S.	5,222	2,245	-	3,850	11,317	5,645	-	16,962	TRAD	
582391	* ODU	MCKINNEY, S.	1,608	17	-	1,657	3,282	130	-	3,412	TRAD	
584711	* ODU	MCKINNEY, S.	955	500	-	1,102	2,557	116	-	2,673	TRAD	
564551	* NORTHAMPTON COUNTY, VA	MORRISON, G.	2,654	2,860	-	-	5,514	1,434	-	6,948	TRAD	
594801	* CAROLINE COUNTY PUBLIC SCHOOLS	OVERBAUGH, R.	8,919	7,800	-	-	16,719	1,338	-	18,057	TRAD	
397561	* US DEPT OF EDUCATION	STARLING, C.	3,619	1,667	-	1,818	7,104	537	-	7,641	TRAD	
564551	* NORTHAMPTON COUNTY, VA	TAYLOR, G.	301	325	-	-	626	163	-	789	TRAD	
794211	* ARTS MIDWEST	TAYLOR, G.	1,081	984	-	46	2,111	578	-	2,689	TRAD	
			307,087	96,430	-	157,274	560,791	110,186	-	670,977	19.65%	

**SCHEDULE 4**  
**OLD DOMINION UNIVERSITY RESEARCH FOUNDATION**  
**SPONSORED PROGRAM ACTIVITY BY INDIVIDUAL PROJECT**  
 (MEASURED BY EXPENDITURES INCURRED)  
**FOR FISCAL YEAR 2010**

PROJECT NUMBER	SPONSORING AGENCY	PRINCIPAL INVESTIGATOR / PROJECT DIRECTOR	PROJECT DIRECT COST						PROJECT IDC AND FEES			EFFECTIVE INDIRECT COST RATE	CENTER	
			PERSONNEL AND FRINGE BENEFITS	SUPPLIES, CONTRACTUAL, GENERAL, & TRAVEL	EQUIPMENT	SUBCONTRACTS, CONSTRUCTION, TUITION & OTHER	TOTAL DIRECT COSTS	REIMBURSED INDIRECT COSTS	TOTAL SPECIAL FEES	TOTAL PROJECT COSTS				
STEM Education and Professional Studies														
504061	* ODU	ADCOCK, A.	4,736	1,399	1,541	-	7,676	-	-	7,676	-	-	7,676	TRAD
500871	VA.DEPT.OF REHABILITATIVE SERV	DAVIS, S.	39,186	3,204	-	-	42,390	-	-	42,390	-	-	42,390	TRAD
591851	* VA.DEPT.OF REHABILITATIVE SERV	DAVIS, S.	5,774	7,079	-	-	12,853	-	-	12,853	-	-	12,853	TRAD
797851	* COTTON, INC.	DAVIS, S.	2,082	1,428	-	-	3,510	-	-	3,510	-	-	3,510	TRAD
397561	* US DEPT OF EDUCATION	KATSILOUIDIS, P.	3,619	1,668	-	1,818	7,105	537	-	7,642	-	-	7,642	TRAD
597331	ODU	KATSILOUIDIS, P.	7,361	-	-	-	7,361	589	-	7,950	-	-	7,950	TRAD
700341	* OPPORTUNITY, INC.	KATSILOUIDIS, P.	27,047	3,474	-	-	30,521	3,052	-	33,573	-	-	33,573	TRAD
793791	* ODU	KATSILOUIDIS, P.	3,396	-	-	342	3,738	679	-	4,417	-	-	4,417	TRAD
793801	* ODU	KATSILOUIDIS, P.	4,913	146	-	161	5,220	1,012	-	6,232	-	-	6,232	TRAD
797851	* COTTON, INC.	MACHADO, T.	2,083	1,427	-	-	3,510	-	-	3,510	-	-	3,510	TRAD
397561	* US DEPT OF EDUCATION	MCKINNEY, S.	3,619	1,668	-	1,818	7,105	537	-	7,642	-	-	7,642	TRAD
353341	* NATL SCIENCE FOUNDATION	NDAHI, H.	2,521	240	-	-	2,761	1,159	-	3,920	-	-	3,920	TRAD
591851	* VA.DEPT.OF REHABILITATIVE SERV	NERTHON, D.	13,472	16,517	-	-	29,989	-	-	29,989	-	-	29,989	TRAD
397561	* US DEPT OF EDUCATION	REED, P.	3,619	1,668	-	1,818	7,105	537	-	7,642	-	-	7,642	TRAD
700341	* OPPORTUNITY, INC.	REED, P.	19,320	2,480	-	-	21,800	2,180	-	23,980	-	-	23,980	TRAD
364201	* NATL SCIENCE FOUNDATION	RITZ, J.	143	1,300	-	287	1,730	727	-	2,457	-	-	2,457	TRAD
582391	* ODU	STECKROTH, J.	1,609	16	-	1,657	3,282	130	-	3,412	-	-	3,412	TRAD
584401	* ODU	STECKROTH, J.	8,696	1,125	-	16,713	26,534	1,266	-	27,800	-	-	27,800	TRAD
592881	* PURDUE UNIVERSITY	TOMOVIC, C.	11,248	1,161	-	-	12,409	5,422	-	17,831	-	-	17,831	TRAD
793791	* ODU	TOMOVIC, C.	849	-	-	85	934	170	-	1,104	-	-	1,104	TRAD
793801	* ODU	TOMOVIC, C.	983	29	-	32	1,044	202	-	1,246	-	-	1,246	TRAD
201851	* ARMY CORPS/ENGR-NORFOLK	WATSON, G.	1,917	-	-	-	1,917	959	-	2,876	-	-	2,876	TRAD
293561	* ARMY CORPS/ENGR-NORFOLK	WATSON, G.	1,187	1,708	-	-	2,895	1,448	-	4,343	-	-	4,343	TRAD
700341	* OPPORTUNITY, INC.	WATSON, G.	11,592	1,489	-	-	13,081	1,308	-	14,389	-	-	14,389	TRAD
780731	* DIAMOND VISIONICS	WATSON, G.	-	-	-	3	3	1	-	4	-	-	4	TRAD
786782	* ADV ANTI-TERROR TECHNOLOGIES	WATSON, G.	5,100	287	532	-	5,919	2,694	-	8,613	-	-	8,613	TRAD
786851	* DIAMOND VISIONICS	WATSON, G.	11,559	-	-	-	11,559	4,855	-	16,414	-	-	16,414	TRAD
			197,631	49,513	2,073	24,734	273,951	29,464	-	303,415	-	-	303,415	10.76%
STEM Education and Professional Studies - VMASC: Virginia Modeling & Simulation Center														
700341	* OPPORTUNITY, INC.	WATSON, G.	9,660	1,241	-	-	10,901	1,090	-	11,991	-	-	11,991	VMASC
			9,660	1,241	-	-	10,901	1,090	-	11,991	-	-	11,991	10.00%



**SCHEDULE 4**  
**OLD DOMINION UNIVERSITY RESEARCH FOUNDATION**  
**SPONSORED PROGRAM ACTIVITY BY INDIVIDUAL PROJECT**  
 (MEASURED BY EXPENDITURES INCURRED)  
**FOR FISCAL YEAR 2010**

PROJECT NUMBER	SPONSORING AGENCY	PRINCIPAL INVESTIGATOR / PROJECT DIRECTOR	PROJECT DIRECT COST					PROJECT IDC AND FEES				EFFECTIVE INDIRECT COST RATE	CENTER	
			PERSONNEL AND FRINGE BENEFITS	SUPPLIES, CONTRACTUAL, GENERAL, & TRAVEL	EQUIPMENT	SUBCONTRACTS, CONSTRUCTION, TUITION & OTHER	TOTAL DIRECT COSTS	REIMBURSED INDIRECT COSTS	TOTAL SPECIAL FEES	TOTAL PROJECT COSTS				
Human Movement Sciences														
595631	* ODU	COLBERG-OCHS, S.	3,134	295	932	7	4,368	-	-	4,368	-	-	4,368	TRAD
783601	* AMERICAN DIABETES ASSOCIATION	COLBERG-OCHS, S.	50,759	3,116	-	78,761	132,636	7,505	-	140,141	7,505	-	140,141	TRAD
201761	* OFFICE OF NAVAL RESEARCH	ONATE, J.	6,283	33	691	-	7,007	3,244	-	10,251	3,244	-	10,251	TRAD
273871	* OFFICE OF NAVAL RESEARCH	ONATE, J.	35,028	2,882	5,624	651	44,185	16,196	-	60,381	16,196	-	60,381	TRAD
275631	* NAVAL SPEC WARFARE DEVEL GROUP	ONATE, J.	-	-	-	(907)	(907)	(381)	-	(1,288)	(381)	-	(1,288)	TRAD
361612	US PUBLIC HEALTH SERVICE	ONATE, J.	7,458	3,130	-	-	10,588	4,447	-	15,035	4,447	-	15,035	TRAD
775993	* COMPUTER SCIENCE CORP.	ONATE, J.	(10)	-	-	-	(10)	(4)	-	(14)	(4)	-	(14)	TRAD
797501	* ADV ANTI-TERROR TECHNOLOGIES	ONATE, J.	7,687	151	-	696	8,534	4,267	-	12,801	4,267	-	12,801	TRAD
590081	* ODU	SPINA, R.	1,099	403	-	-	1,502	-	-	1,502	-	-	1,502	TRAD
590082	* ODU	SPINA, R.	-	-	-	10,067	10,067	-	-	10,067	-	-	10,067	TRAD
201761	* OFFICE OF NAVAL RESEARCH	SWAIN, D.	18,849	97	2,072	-	21,018	9,733	-	30,751	9,733	-	30,751	TRAD
273871	* OFFICE OF NAVAL RESEARCH	SWAIN, D.	11,676	961	1,875	217	14,729	5,399	-	20,128	5,399	-	20,128	TRAD
275631	* NAVAL SPEC WARFARE DEVEL GROUP	SWAIN, D.	-	-	-	(227)	(227)	(95)	-	(322)	(95)	-	(322)	TRAD
783601	* AMERICAN DIABETES ASSOCIATION	SWAIN, D.	3,384	208	-	5,251	8,843	500	-	9,343	500	-	9,343	TRAD
783181	NOVEL ELECTRONICS, INC.	VAN LUNEN, B.	10,053	-	-	-	10,053	4,222	-	14,275	4,222	-	14,275	TRAD
			155,400	11,276	11,194	94,516	272,386	55,033	-	327,419	55,033	-	327,419	20.20%

**SCHEDULE 4**  
**OLD DOMINION UNIVERSITY RESEARCH FOUNDATION**  
**SPONSORED PROGRAM ACTIVITY BY INDIVIDUAL PROJECT**  
 (MEASURED BY EXPENDITURES INCURRED)  
**FOR FISCAL YEAR 2010**

PROJECT NUMBER	SPONSORING AGENCY	PRINCIPAL INVESTIGATOR / PROJECT DIRECTOR	PERSONNEL AND FRINGE BENEFITS	PROJECT DIRECT COST				PROJECT IDC AND FEES				EFFECTIVE INDIRECT COST RATE	CENTER
				SUPPLIES, CONTRACTUAL, GENERAL, & TRAVEL	EQUIPMENT	SUBCONTRACTS, CONSTRUCTION, TUITION & OTHER	TOTAL DIRECT COSTS	REIMBURSED INDIRECT COSTS	TOTAL SPECIAL FEES	TOTAL PROJECT COSTS			
390411	* US DEPT OF EDUCATION	BAKER, C.	738	617	-	2,881	4,236	108	-	-	4,344	TRAD	
500171	* ODU	BAKER, C.	11,241	887	-	43,164	55,292	-	-	-	55,292	TRAD	
501451	* ODU	BAKER, C.	24,674	1,055	-	-	25,729	2,058	-	-	27,787	TRAD	
504171	* GEORGE MASON UNIVERSITY	BAKER, C.	1,148	4,280	-	946	6,374	434	-	-	6,808	TRAD	
561281	* ODU	BAKER, C.	-	30	-	-	30	2	-	-	32	TRAD	
586972	* ODU	BAKER, C.	13,596	2,174	-	44,379	60,149	1,261	-	-	61,410	TRAD	
594031	* GEORGE MASON UNIVERSITY	BAKER, C.	924	250	-	2,791	3,965	94	-	-	4,059	TRAD	
397561	* US DEPT OF EDUCATION	BOUNTRESS, N.	3,619	1,668	-	1,818	7,105	537	-	-	7,642	TRAD	
397561	* US DEPT OF EDUCATION	BUTLER, C.	3,618	1,668	-	1,818	7,104	537	-	-	7,641	TRAD	
500171	* ODU	GABLE, R.	3,747	296	-	14,388	18,431	-	-	-	18,431	TRAD	
500521	* ODU	GABLE, R.	119,007	236	-	-	119,243	9,540	-	-	128,783	TRAD	
500561	* ODU	GABLE, R.	10,798	41,063	-	-	51,861	4,149	-	-	56,010	TRAD	
501451	* ODU	GABLE, R.	8,225	352	-	-	8,577	686	-	-	9,263	TRAD	
554812	* ODU	GABLE, R.	-	100	-	-	100	8	-	-	108	TRAD	
561281	* ODU	GABLE, R.	-	10	-	-	10	1	-	-	11	TRAD	
580761	* ODU	GABLE, R.	17,972	92,167	19,936	30,300	160,375	8,811	-	-	169,186	TRAD	
580762	* ODU	GABLE, R.	3,295	50,840	-	-	54,135	4,331	-	-	58,466	TRAD	
586972	* ODU	GABLE, R.	4,532	724	-	14,793	20,049	421	-	-	20,470	TRAD	
592791	* ODU	GABLE, R.	111,594	116,598	-	30,315	258,507	18,256	-	-	276,763	TRAD	
592792	* ODU	GABLE, R.	54,020	58,163	-	-	112,183	8,975	-	-	121,158	TRAD	
592793	* ODU	GABLE, R.	42,344	51,318	-	-	93,662	7,493	-	-	101,155	TRAD	
597971	* ODU	GABLE, R.	266,385	4,566	-	-	270,951	21,676	-	-	292,627	TRAD	
597972	* ODU	GABLE, R.	85,850	36,218	-	-	122,068	9,766	-	-	131,834	TRAD	
390411	* US DEPT OF EDUCATION	HESTER, P.	6,637	5,549	-	25,929	38,115	975	-	-	39,090	TRAD	
381571	* US PUBLIC HEALTH SERVICE	RAYMER, A.	38,223	676	-	910	39,809	19,449	-	-	59,258	TRAD	
381572	* US PUBLIC HEALTH SERVICE	RAYMER, A.	9,258	-	-	-	9,258	4,630	-	-	13,888	TRAD	
786781	* ADV ANTI-TERROR TECHNOLOGIES	RAYMER, A.	-	-	-	1,180	1,180	307	-	-	1,487	TRAD	
786782	* ADV ANTI-TERROR TECHNOLOGIES	RAYMER, A.	8,501	479	887	-	9,867	4,490	-	-	14,357	TRAD	
583411	* ODU	ROBINSON, J.	10,626	4,411	-	28,629	43,666	2,204	-	-	45,870	TRAD	

**SCHEDULE 4**  
**OLD DOMINION UNIVERSITY RESEARCH FOUNDATION**  
**SPONSORED PROGRAM ACTIVITY BY INDIVIDUAL PROJECT**  
 (MEASURED BY EXPENDITURES INCURRED)  
**FOR FISCAL YEAR 2010**

PROJECT NUMBER	SPONSORING AGENCY	PRINCIPAL INVESTIGATOR / PROJECT DIRECTOR	PERSONNEL AND FRINGE BENEFITS	PROJECT DIRECT COST				PROJECT IDC AND FEES				EFFECTIVE INDIRECT COST RATE	CENTER
				SUPPLIES, CONTRACTUAL, GENERAL, & TRAVEL	EQUIPMENT	SUBCONTRACTS, CONSTRUCTION, TUITION & OTHER	TOTAL DIRECT COSTS	REIMBURSED INDIRECT COSTS	TOTAL SPECIAL FEES	TOTAL PROJECT COSTS			
786782	* ADV ANTI-TERROR TECHNOLOGIES	SEEVER, J.	3,400	192	355	-	3,947	1,795	-	5,742	-	TRAD	
585831	* CHES BAY RESTORE ADV COMM	SMITH, C.	623	-	-	-	623	-	-	623	-	TRAD	
500171	* CHES BAY RESTORE ADV COMM	SMITH, C.	18,735	1,479	-	-	623	-	-	623	-	TRAD	
500521	* ODU	TONELSON, S.	119,007	237	-	71,939	92,153	-	-	92,153	-	TRAD	
501451	* ODU	TONELSON, S.	41,124	1,757	-	-	119,244	9,539	-	128,783	-	TRAD	
504171	* GEORGE MASON UNIVERSITY	TONELSON, S.	1,147	4,281	-	947	42,881	3,431	-	46,312	-	TRAD	
561281	* ODU	TONELSON, S.	-	50	-	-	6,375	434	-	6,809	-	TRAD	
580761	* ODU	TONELSON, S.	17,972	92,166	19,936	30,300	160,374	8,811	-	169,185	-	TRAD	
580762	* ODU	TONELSON, S.	3,295	50,839	-	-	54,134	4,331	-	58,465	-	TRAD	
586972	* ODU	TONELSON, S.	22,660	3,624	-	73,965	100,249	2,102	-	102,351	-	TRAD	
590621	* ODU	TONELSON, S.	52	-	-	-	52	-	-	52	-	TRAD	
592791	* ODU	TONELSON, S.	111,594	116,598	-	30,315	258,507	18,255	-	276,762	-	TRAD	
592792	* ODU	TONELSON, S.	54,020	58,163	-	-	112,183	8,974	-	121,157	-	TRAD	
592793	* ODU	TONELSON, S.	42,344	51,317	-	-	93,661	7,493	-	101,154	-	TRAD	
594031	* GEORGE MASON UNIVERSITY	TONELSON, S.	925	250	-	2,791	3,966	94	-	4,060	-	TRAD	
597411	* ODU	TONELSON, S.	185	195	-	2,707	3,087	-	-	3,087	-	TRAD	
597971	* ODU	TONELSON, S.	266,386	4,565	-	-	270,951	21,676	-	292,627	-	TRAD	
597972	* ODU	TONELSON, S.	85,850	36,218	-	-	122,068	9,765	-	131,833	-	TRAD	
			1,650,514	898,326	41,114	457,205	3,047,159	227,903	-	3,275,062	-	7.48%	

**SCHEDULE 4**  
**OLD DOMINION UNIVERSITY RESEARCH FOUNDATION**  
**SPONSORED PROGRAM ACTIVITY BY INDIVIDUAL PROJECT**  
 (MEASURED BY EXPENDITURES INCURRED)  
**FOR FISCAL YEAR 2010**

PROJECT NUMBER	SPONSORING AGENCY	PRINCIPAL INVESTIGATOR / PROJECT DIRECTOR	PROJECT DIRECT COST				PROJECT IDC AND FEES			EFFECTIVE INDIRECT COST RATE	CENTER
			PERSONNEL AND FRINGE BENEFITS	SUPPLIES, CONTRACTUAL, GENERAL, & TRAVEL	EQUIPMENT	SUBCONTRACTS, CONSTRUCTION, TUITION & OTHER	TOTAL DIRECT COSTS	REIMBURSED INDIRECT COSTS	TOTAL SPECIAL FEES		
384721	Educational Foundations and Leadership	BROWN, N.	5,493	4,077	-	3,567	13,137	4,040	-	17,177	TRAD
593191	* NATL SCIENCE FOUNDATION	BURNETT, D.	31,757	18,109	-	5,427	55,293	3,989	-	59,282	TRAD
385871	* HAMPTON PUBLIC SCHOOLS	CRUM, K.	12,886	312	-	15,905	29,103	3,431	-	32,534	TRAD
385872	* US DEPT OF EDUCATION	CRUM, K.	23,503	3,216	-	34,726	61,445	6,947	-	68,392	TRAD
595401	* ODU	CRUM, K.	8,400	1,825	-	13,705	23,930	1,911	-	25,841	TRAD
385881	* NATL SCIENCE FOUNDATION	LEE-THOMAS, G.	6,663	2,119	-	2,532	11,314	4,752	-	16,066	TRAD
386111	* NATL SCIENCE FOUNDATION	LEE-THOMAS, G.	3,409	99	-	-	3,508	1,473	-	4,981	TRAD
385871	* US DEPT OF EDUCATION	MYRAN, S.	4,295	104	-	5,302	9,701	1,144	-	10,845	TRAD
385872	* US DEPT OF EDUCATION	MYRAN, S.	7,835	1,072	-	11,575	20,482	2,316	-	22,798	TRAD
584401	* ODU	MYRAN, S.	8,960	1,158	-	17,220	27,338	1,304	-	28,642	TRAD
595401	* ODU	MYRAN, S.	8,154	1,770	-	13,301	23,225	1,856	-	25,081	TRAD
576711	* UNIV OF MEMPHIS	NUNNERY, J.	951	-	-	6,736	7,687	615	-	8,302	TRAD
263791	OFFICE OF SECRETARY OF DEFENSE	OWINGS, W.	35,550	10,606	-	1,023	47,179	3,692	-	50,871	TRAD
371871	* INST OF MUSEUM AND LIBRARY SVC	PRIBESH, S.	14,831	3,883	-	511	19,225	7,860	-	27,085	TRAD
554291	* NEWPORT NEWS PUBLIC SCHOOLS	PRIBESH, S.	3,465	721	-	-	4,186	335	-	4,521	TRAD
561261	* CITY OF NORFOLK	PRIBESH, S.	40,738	1,689	-	2,922	45,349	11,031	-	56,380	TRAD
576711	* UNIV OF MEMPHIS	PRIBESH, S.	634	-	-	4,490	5,124	410	-	5,534	TRAD
397561	* US DEPT OF EDUCATION	RASPILLER, E.	3,618	1,668	-	1,819	7,105	537	-	7,642	TRAD
590371	ODU	RASPILLER, E.	4,711	443	-	-	5,154	-	-	5,154	TRAD
397561	* US DEPT OF EDUCATION	ROBINSON, J.	3,618	1,668	-	1,819	7,105	537	-	7,642	TRAD
			229,471	54,539	-	142,560	426,590	58,180	-	484,770	13.64%

**SCHEDULE 4**  
**OLD DOMINION UNIVERSITY RESEARCH FOUNDATION**  
**SPONSORED PROGRAM ACTIVITY BY INDIVIDUAL PROJECT**  
 (MEASURED BY EXPENDITURES INCURRED)  
**FOR FISCAL YEAR 2010**

PROJECT NUMBER	SPONSORING AGENCY	PRINCIPAL INVESTIGATOR / PROJECT DIRECTOR	PROJECT DIRECT COST						PROJECT IDC AND FEES			EFFECTIVE INDIRECT COST RATE	CENTER	
			PERSONNEL AND FRINGE BENEFITS	SUPPLIES, CONTRACTUAL, GENERAL, & TRAVEL	EQUIPMENT	SUBCONTRACTS, CONSTRUCTION, TUITION & OTHER	TOTAL DIRECT COSTS	REIMBURSED INDIRECT COSTS	TOTAL SPECIAL FEES	TOTAL PROJECT COSTS				
504071	Counseling and Human Services	MILLIKEN, T.	26,279	673	-	-	26,952	-	-	26,952	-	-	26,952	TRAD
592771	ODU	MILLIKEN, T.	1,365	-	-	-	1,365	355	-	1,720	-	-	1,720	TRAD
790581	EASTERN VIRGINIA MED. SCHOOL	REMLEY, T.	624	-	-	2,037	2,661	-	-	2,661	-	-	2,661	TRAD
796361	* NORFOLK COMMUNITY SERVICES BRD	REMLEY, T.	24,963	-	-	15,171	40,134	-	-	40,134	-	-	40,134	TRAD
790581	* NORFOLK COMMUNITY SERVICES BRD	THOMPSON, S.	623	-	-	2,037	2,660	-	-	2,660	-	-	2,660	TRAD
796361	* NORFOLK COMMUNITY SERVICES BRD	THOMPSON, S.	8,321	-	-	5,057	13,378	-	-	13,378	-	-	13,378	TRAD
			62,175	673	-	24,302	87,150	355	-	87,505	-	-	87,505	TRAD
			<b>\$ 2,896,020</b>	<b>\$ 1,171,494</b>	<b>\$ 54,381</b>	<b>\$ 923,416</b>	<b>\$ 5,045,311</b>	<b>\$ 516,611</b>	<b>\$ -</b>	<b>\$ 5,561,922</b>	<b>\$ -</b>	<b>\$ -</b>	<b>\$ 5,561,922</b>	<b>10.24%</b>
<b>EDUCATION TOTAL</b>														

**SCHEDULE 4**  
**OLD DOMINION UNIVERSITY RESEARCH FOUNDATION**  
**SPONSORED PROGRAM ACTIVITY BY INDIVIDUAL PROJECT**  
 (MEASURED BY EXPENDITURES INCURRED)  
**FOR FISCAL YEAR 2010**

PROJECT NUMBER	SPONSORING AGENCY	PRINCIPAL INVESTIGATOR / PROJECT DIRECTOR	PROJECT DIRECT COST					PROJECT IDC AND FEES			EFFECTIVE INDIRECT COST RATE	CENTER
			PERSONNEL AND FRINGE BENEFITS	SUPPLIES, CONTRACTUAL, GENERAL, & TRAVEL	EQUIPMENT	SUBCONTRACTS, CONSTRUCTION, TUITION & OTHER	TOTAL DIRECT COSTS	REIMBURSED INDIRECT COSTS	TOTAL SPECIAL FEES	TOTAL PROJECT COSTS		
<b>ENGINEERING AND TECHNOLOGY</b>												
Dean's Office												
353341	* NATL SCIENCE FOUNDATION	AKAN, O.	10,083	959	-	-	-	11,042	4,638	-	15,680	TRAD
373821	* NATL SCIENCE FOUNDATION	BAYSAL, O.	7,836	-	-	33,620	-	41,456	-	-	41,456	TRAD
780271	GENERAL COMMAND OF GANDARME	BAYSAL, O.	-	15,503	-	257,710	-	273,213	-	-	273,213	TRAD
162771	NASA-LANGLEY RESEARCH CENTER	VAHALA, L.	3,035	2,906	-	-	5,941	7,486	-	-	7,486	TRAD
351161	US DEPT OF ENERGY	VAHALA, L.	14,356	2,430	-	-	16,786	23,836	7,050	-	30,892	TRAD
351471	US DEPT OF ENERGY	VAHALA, L.	-	39,335	-	1,138	-	40,473	10,523	-	50,996	TRAD
580321	COLLEGE OF WILLIAM AND MARY	VAHALA, L.	12,045	3,717	-	-	15,762	21,279	5,517	-	26,796	TRAD
			47,355	64,850	-	292,468	-	404,673	29,273	-	433,946	7.23%
Dean's Office - Applied Research Center												
183261	* NASA-LANGLEY RESEARCH CENTER	VAHALA, L.	11,775	2,841	-	-	14,616	6,138	-	-	20,754	ARC
			11,775	2,841	-	-	14,616	6,138	-	-	20,754	42.00%
Civil and Environmental Engineering												
502451	* VA DEPT OF TRANSPORTATION	CETIN, M.	24,449	-	-	-	-	24,449	2,934	-	27,383	TRAD
502631	* ODU	CETIN, M.	16,391	-	-	-	-	16,391	-	-	16,391	TRAD
594021	PORTLAND STATE UNIVERSITY	CETIN, M.	10,316	-	-	3,033	-	13,349	5,158	-	18,507	TRAD
595461	PORTLAND STATE UNIVERSITY	CETIN, M.	4,520	2,939	-	3,116	-	10,575	3,729	-	14,304	TRAD
595551	SOUTH CAROLINA STATE UNIVERSITY	CETIN, M.	5,562	765	-	-	-	6,327	3,164	-	9,491	TRAD
330151	NATL SCIENCE FOUNDATION	HARRELL, L.	15,483	-	-	-	-	15,483	6,503	-	21,986	TRAD
502451	* VA DEPT OF TRANSPORTATION	KATTAK, A.	24,448	-	-	-	-	24,448	2,934	-	27,382	TRAD
502631	* ODU	KATTAK, A.	16,391	-	-	-	-	16,391	-	-	16,391	TRAD
584521	CA CTR - INNOVATIVE TRANSPORT	KHATTAK, A.	28,769	1,403	(2,500)	29,155	-	56,827	8,247	-	65,074	TRAD
373021	* NATL SCIENCE FOUNDATION	KHATTAK, A.	5,696	872	-	-	-	6,568	2,759	-	9,327	TRAD
505501	VA DEPT OF TRANSPORTATION	KHATTAK, A.	479	-	-	-	-	479	48	-	527	TRAD
580831	VA TRANSPORTATION RESEARCH COU	KHATTAK, A.	46,772	-	-	-	-	46,772	5,613	-	52,385	TRAD
586871	VA DEPT OF TRANSPORTATION	KHATTAK, A.	16,270	4,167	-	-	-	20,437	2,452	-	22,889	TRAD
585411	UNIV OF SOUTH FLORIDA	NGUYEN, D.	24,564	859	-	-	-	25,423	10,677	-	36,100	TRAD
386111	* NATL SCIENCE FOUNDATION	NGUYEN, D.	10,226	296	-	-	-	10,522	4,419	-	14,941	TRAD
563861	* VA MILITARY INSTITUTE	SCHAFFRAN, G.	-	-	-	2,734	-	2,734	711	-	3,445	TRAD
594973	ODU	SCHAFFRAN, G.	8,396	3,426	-	-	-	11,822	-	-	11,822	TRAD
752691	AWWA RESEARCH FOUNDATION	SCHAFFRAN, G.	-	-	-	(19,946)	-	(19,946)	-	-	(19,946)	TRAD
785101	DRAPER ADEN ASSOCIATES	SCHAFFRAN, G.	-	-	-	4,279	-	4,279	1,797	-	6,076	TRAD
792281	OSTARA NUTRIENT RECOVERY TECH	SCHAFFRAN, G.	7,974	-	-	217	-	8,191	2,117	-	10,308	TRAD
			266,706	14,727	(2,500)	22,588	-	301,521	63,262	-	364,783	20.98%
Civil and Environmental Engineering - VMASC: Virginia Modeling & Simulation Center												
786851	* DIAMOND VISIONICS	CETIN, M.	4,624	-	-	-	-	4,624	1,942	-	6,566	VMASC
			4,624	-	-	-	-	4,624	1,942	-	6,566	42.00%
Civil and Environmental Engineering - VCERC: Virginia Coastal Energy Research Consortium												
786682	* ACENT LABORATORIES	SCHAFFRAN, G.	5,708	-	-	-	-	5,708	1,484	-	7,192	VCERC
			5,708	-	-	-	-	5,708	1,484	-	7,192	26.00%

**SCHEDULE 4**  
**OLD DOMINION UNIVERSITY RESEARCH FOUNDATION**  
**SPONSORED PROGRAM ACTIVITY BY INDIVIDUAL PROJECT**  
 (MEASURED BY EXPENDITURES INCURRED)  
**FOR FISCAL YEAR 2010**

PROJECT NUMBER	SPONSORING AGENCY	PRINCIPAL INVESTIGATOR / PROJECT DIRECTOR	PERSONNEL AND FRINGE BENEFITS	PROJECT DIRECT COST				PROJECT IDC AND FEES			EFFECTIVE INDIRECT COST RATE	CENTER
				SUPPLIES, CONTRACTUAL, GENERAL, & TRAVEL	EQUIPMENT	SUBCONTRACTS, CONSTRUCTION, TUITION & OTHER	TOTAL DIRECT COSTS	REIMBURSED INDIRECT COSTS	TOTAL SPECIAL FEES	TOTAL PROJECT COSTS		
790051	Electrical and Computer Engineering	ALBIN, S.	18,092	6,295	2,064	-	26,451	12,194	-	38,645	TRAD	
263151	* NATL INST AEROSPACE ASSOC	ASARI, V.	-	-	-	90,796	90,796	(1,735)	-	89,061	TRAD	
700911	* OFFICE OF NAVAL RESEARCH	ASARI, V.	13,724	2,382	-	560	16,666	8,334	-	25,000	TRAD	
701031	* LOCKHEED/MARTIN	ASARI, V.	39,701	-	-	-	39,701	19,851	-	59,552	TRAD	
775992	* CREATIVE INFORMATION TECH, INC	ASARI, V.	-	-	-	3,810	3,810	1,076	-	4,886	TRAD	
500333	* COMPUTER SCIENCE CORP.	ASARI, V.	-	-	6,200	-	6,200	8,772	-	8,772	TRAD	
593481	* ODU	BAUMGART, H.	2,143	429	-	-	2,572	-	-	2,572	TRAD	
700901	* ODU	BAUMGART, H.	392	878	-	3	1,273	-	-	1,273	TRAD	
700901	* JEFFERSON SCIENCE ASSOCIATES	BAUMGART, H.	9,132	-	-	-	9,132	4,566	-	13,698	TRAD	
792671	* BLACK LABORATORIES, LLC	BAUMGART, H.	22,569	-	-	(1,762)	20,807	10,404	-	31,211	TRAD	
571571	* EASTERN VIRGINIA MED. SCHOOL	BELFORE, L.	17,810	3,698	4,014	-	25,522	9,034	-	34,556	TRAD	
790051	* NATL INST AEROSPACE ASSOC	DHALI, S.	1,206	420	138	-	1,764	812	-	2,576	TRAD	
500333	* ODU	EL SAYED-ALI, H.	2,143	429	6,200	-	8,772	-	-	8,772	TRAD	
165051	* NASA-LANGLEY RESEARCH CENTER	GONZALEZ, O.	87,519	2,940	-	-	90,459	23,519	-	113,978	TRAD	
165051	* NASA-LANGLEY RESEARCH CENTER	GRAY, W.	87,518	2,941	-	-	90,459	23,520	-	113,979	TRAD	
701201	* JEFFERSON SCIENCE ASSOCIATES	JOSHI, R.	17,314	-	-	-	17,314	-	-	17,314	TRAD	
782281	* JEFFERSON SCIENCE ASSOCIATES	JOSHI, R.	-	-	-	2,283	2,283	-	-	2,283	TRAD	
353341	* NATL SCIENCE FOUNDATION	LAKDAWALA, V.	5,042	479	-	-	5,521	2,319	-	7,840	TRAD	
286041	* AIR FORCE OFFICE SCI RES	LAROUSHI, M.	50,505	3,121	-	-	53,626	22,523	-	76,149	TRAD	
795211	* AMERICAN DENTAL HYGIENE ASSOC.	LAROUSHI, M.	89	110	-	-	199	-	-	199	TRAD	
776181	* MYMIC LLC	LEATHRUM, J.	-	-	-	4,016	4,016	1,044	-	5,060	TRAD	
593491	ODU	LI, J.	20,506	142	-	437	21,085	-	-	21,085	TRAD	
595311	* EASTERN VIRGINIA MED. SCHOOL	LI, J.	2,571	-	-	-	2,571	1,286	-	3,857	TRAD	
700381	* INTELLIGENT AUTOMATION, INC.	LI, J.	2,540	-	-	-	2,540	1,270	-	3,810	TRAD	
791301	* INTELLIGENT AUTOMATION, INC.	LI, J.	8,884	-	-	1,116	10,000	5,000	-	15,000	TRAD	
791351	* QUALITY DENTAL LAB, INC.	LI, J.	2,720	525	-	1,252	4,497	2,249	-	6,746	TRAD	
381572	* US PUBLIC HEALTH SERVICE	MCKENZIE, F.	9,259	-	-	-	9,259	4,629	-	13,888	TRAD	
595311	* EASTERN VIRGINIA MED. SCHOOL	MCKENZIE, F.	3,857	-	-	-	3,857	1,928	-	5,785	TRAD	
595831	* ODU	MCKENZIE, F.	4,178	394	1,243	8	5,823	-	-	5,823	TRAD	
700381	* INTELLIGENT AUTOMATION, INC.	MCKENZIE, F.	1,088	-	-	-	1,088	544	-	1,632	TRAD	
791351	* QUALITY DENTAL LAB, INC.	MCKENZIE, F.	3,110	600	-	1,431	5,141	2,570	-	7,711	TRAD	
571661	* ODU	MEILKE, R.	-	-	-	-	-	-	-	-	TRAD	
793151	* BOEING CO	MEILKE, R.	3,201	-	-	234	3,435	1,718	-	5,153	TRAD	
500333	* ODU	NAMKOONG, G.	10,715	2,143	31,000	-	43,858	39,142	-	83,000	TRAD	
171521	* NASA-LANGLEY RESEARCH CENTER	RAHMAN, Z.	90,977	2,219	-	-	93,196	1,076	-	94,272	TRAD	
775992	* COMPUTER SCIENCE CORP.	RAHMAN, Z.	-	-	-	3,810	3,810	-	-	3,810	TRAD	
504061	* ODU	SHEN, Y.	6,630	1,958	2,157	-	10,745	-	-	10,745	TRAD	
571661	* ODU	SHEN, Y.	-	-	-	-	-	-	-	-	TRAD	
786651	* DIAMOND VISIONICS	SHEN, Y.	11,559	-	-	-	11,559	4,855	-	16,414	TRAD	
797711	* MYMIC LLC	SHEN, Y.	2,354	-	-	2,646	5,000	2,500	-	7,500	TRAD	
361861	* US DEPT OF EDUCATION	SONG, M.	-	835	-	23,307	24,142	-	-	24,142	TRAD	
365521	* NATL SCIENCE FOUNDATION	SONG, M.	41,630	2,535	-	-	44,165	18,549	-	62,714	TRAD	
365522	* NATL SCIENCE FOUNDATION	SONG, M.	-	-	-	2,667	2,667	197	-	2,864	TRAD	
			600,678	35,473	53,016	136,614	825,781	224,974	-	1,050,755	27.24%	

**SCHEDULE 4**  
**OLD DOMINION UNIVERSITY RESEARCH FOUNDATION**  
**SPONSORED PROGRAM ACTIVITY BY INDIVIDUAL PROJECT**  
 (MEASURED BY EXPENDITURES INCURRED)  
**FOR FISCAL YEAR 2010**

PROJECT NUMBER	SPONSORING AGENCY	PRINCIPAL INVESTIGATOR / PROJECT DIRECTOR	PROJECT DIRECT COST						PROJECT IDC AND FEES			EFFECTIVE INDIRECT COST RATE	CENTER
			PERSONNEL AND FRINGE BENEFITS	SUPPLIES, CONTRACTUAL, GENERAL, & TRAVEL	EQUIPMENT	SUBCONTRACTS, CONSTRUCTION, TUITION & OTHER	TOTAL DIRECT COSTS	REIMBURSED INDIRECT COSTS	TOTAL SPECIAL FEES	TOTAL PROJECT COSTS			
Electrical and Computer Engineering - Applied Research Center													
186331	* NASA-LANGLEY RESEARCH CENTER	ELSAYED-ALI, H.	4,016	-	-	-	4,016	1,686	-	-	5,702	ARC	
192131	* NASA-LANGLEY RESEARCH CENTER	ELSAYED-ALI, H.	133,039	-	-	-	133,039	34,590	-	-	167,629	ARC	
197551	* NASA-LANGLEY RESEARCH CENTER	ELSAYED-ALI, H.	-	433	-	-	433	216	-	-	649	ARC	
351783	* NATL SCIENCE FOUNDATION	ELSAYED-ALI, H.	1,674	-	-	-	1,674	703	-	-	2,377	ARC	
363415	* US DEPT OF ENERGY	ELSAYED-ALI, H.	50,534	4,283	-	-	54,817	27,408	-	-	82,225	ARC	
595261	* NORFOLK STATE UNIVERSITY	ELSAYED-ALI, H.	7,875	1,752	-	-	9,627	4,813	-	-	14,440	ARC	
751080	* NATL INST AEROSPACE ASSOC	ELSAYED-ALI, H.	16,811	-	-	3,161	19,972	4,371	-	-	24,343	ARC	
784811	* MORPHIX TECHNOLOGIES	ELSAYED-ALI, H.	-	1,400	-	1	1,401	365	-	-	1,766	ARC	
794291	* MORPHIX TECHNOLOGIES	ELSAYED-ALI, H.	-	-	-	-	-	-	-	-	-	ARC	
795261	* JEFFERSON SCIENCE ASSOCIATES	ELSAYED-ALI, H.	29,843	-	-	-	29,843	14,921	-	-	44,764	ARC	
383821	* NATL SCIENCE FOUNDATION	NAMKOONG, G.	39,115	25,806	-	-	64,921	27,267	-	-	92,188	ARC	
7715731	* CERMET, INC.	NAMKOONG, G.	-	-	-	32	32	14	-	-	46	ARC	
792851	* CERMET, INC.	NAMKOONG, G.	13,251	1,703	12,231	-	27,185	7,477	-	-	34,662	ARC	
792961	* CERMET, INC.	NAMKOONG, G.	5,161	1,447	-	-	6,608	3,304	-	-	9,912	ARC	
			301,319	36,824	12,231	3,194	353,568	127,135	-	-	480,703	35.96%	
Electrical and Computer Engineering - Center for Bioelectronics													
382011	* US PUBLIC HEALTH SERVICE	KOLB, J.	17,938	5,776	559	764	25,037	9,960	-	-	34,997	CBE	
750684	* CELLUTIONS, INC.	KOLB, J.	-	(61)	-	61	-	-	-	-	-	CBE	
783241	* ETHICON ENDO-SURGERY, INC.	KOLB, J.	-	-	-	3,248	3,248	701	-	-	3,949	CBE	
263961	* US MARINE CORPS SYSTEMS COMMAN	SCHOENBACH, K.	5,214	617	19,287	15,920	41,038	2,530	-	-	43,568	CBE	
382011	* US PUBLIC HEALTH SERVICE	SCHOENBACH, K.	17,938	5,776	559	764	25,037	9,960	-	-	34,997	CBE	
783241	* ETHICON ENDO-SURGERY, INC.	SCHOENBACH, K.	-	-	-	1,625	1,625	350	-	-	1,975	CBE	
786271	* BIOELECTRICS, INC.	SCHOENBACH, K.	23,139	6,498	-	-	29,637	12,447	-	-	42,084	CBE	
			64,229	18,606	20,405	22,382	125,622	35,948	-	-	161,570	28.62%	
Electrical and Computer Engineering - VMASC: Virginia Modeling & Simulation Center													
571571	* EASTERN VIRGINIA MED. SCHOOL	MCKENZIE, F.	17,810	3,698	4,015	-	25,523	9,033	-	-	34,556	VMASC	
797711	* MYMIC LLC	SHEN, Y.	7,061	-	-	7,939	15,000	7,500	-	-	22,500	VMASC	
			24,871	3,698	4,015	7,939	40,523	16,533	-	-	57,056	40.80%	



**SCHEDULE 4**  
**OLD DOMINION UNIVERSITY RESEARCH FOUNDATION**  
**SPONSORED PROGRAM ACTIVITY BY INDIVIDUAL PROJECT**  
 (MEASURED BY EXPENDITURES INCURRED)  
**FOR FISCAL YEAR 2010**

PROJECT NUMBER	SPONSORING AGENCY	PRINCIPAL INVESTIGATOR / PROJECT DIRECTOR	PERSONNEL AND FRINGE BENEFITS	PROJECT DIRECT COST						PROJECT IDC AND FEES			EFFECTIVE INDIRECT COST RATE	CENTER
				SUPPLIES, CONTRACTUAL, GENERAL, & TRAVEL	EQUIPMENT	SUBCONTRACTS, CONSTRUCTION, TUITION & OTHER	TOTAL DIRECT COSTS	REIMBURSED INDIRECT COSTS	TOTAL SPECIAL FEES	TOTAL PROJECT COSTS				
<b>Mechanical Engineering</b>														
373821	* NATL SCIENCE FOUNDATION	BAO, H.	3,919	-	16,810	20,729	-	-	-	20,729	-	-	20,729	TRAD
391471	* NATL SCIENCE FOUNDATION	BAO, H.	7,833	3,368	5,775	16,976	8,468	-	-	25,444	-	-	25,444	TRAD
785892	MAERSK LINE LIMITED, INC.	BAO, H.	8,245	-	53	8,298	2,154	-	-	10,452	-	-	10,452	TRAD
771071	* MAGNE MOTION, INC	BAWAB, S.	10,287	241	-	10,528	4,422	-	-	14,950	-	-	14,950	TRAD
775993	* COMPUTER SCIENCE CORP.	BAWAB, S.	(49)	-	-	(49)	(21)	-	-	(70)	-	-	(70)	TRAD
790051	* NATL INST AEROSPACE ASSOC	BAWAB, S.	2,412	840	275	3,527	1,626	-	-	5,153	-	-	5,153	TRAD
353341	* NATL SCIENCE FOUNDATION	CHATURVEDI, S.	30,248	2,876	-	33,124	13,913	-	-	47,037	-	-	47,037	TRAD
593501	* ODU	DEMUREN, A.	9,141	3,061	2,100	16,800	16,800	-	-	16,800	-	-	16,800	TRAD
383991	* NATL SCIENCE FOUNDATION	HAO, J.	23,537	3,783	25,120	52,440	18,824	-	-	71,264	-	-	71,264	TRAD
385881	* NATL SCIENCE FOUNDATION	HAO, J.	15,547	4,944	5,907	26,398	11,087	-	-	37,485	-	-	37,485	TRAD
393691	* NATL SCIENCE FOUNDATION	HAO, J.	-	-	78,221	78,221	-	-	-	78,221	-	-	78,221	TRAD
396511	* NATL SCIENCE FOUNDATION	HAO, J.	-	756	-	756	378	-	-	1,134	-	-	1,134	TRAD
373821	* NATL SCIENCE FOUNDATION	HOU, G.	11,754	-	50,431	62,185	-	-	-	62,185	-	-	62,185	TRAD
383991	* NATL SCIENCE FOUNDATION	HOU, G.	10,087	1,622	10,766	22,475	8,068	-	-	30,543	-	-	30,543	TRAD
700911	* LOCKHEED/MARTIN	HOU, G.	13,724	2,382	561	16,667	8,333	-	-	25,000	-	-	25,000	TRAD
775993	* COMPUTER SCIENCE CORP.	HOU, G.	(30)	-	-	(30)	(13)	-	-	(43)	-	-	(43)	TRAD
781901	* CDI MARINE	HOU, G.	-	28	23	51	22	-	-	73	-	-	73	TRAD
791351	* QUALITY DENTAL LAB, INC.	HUANG, J.	1,944	374	894	3,212	1,606	-	-	4,818	-	-	4,818	TRAD
594491	* EASTERN VIRGINIA MED. SCHOOL	MCKENZIE, F.	23,019	990	-	24,009	6,242	-	-	30,251	-	-	30,251	TRAD
201761	* OFFICE OF NAVAL RESEARCH	RINGLEB, S.	12,566	65	1,380	14,011	6,489	-	-	20,500	-	-	20,500	TRAD
273871	* OFFICE OF NAVAL RESEARCH	RINGLEB, S.	23,352	1,922	433	29,457	10,796	-	-	40,253	-	-	40,253	TRAD
586711	* HAMPTON ROADS PARTNERSHIP	RINGLEB, S.	(5)	-	-	(5)	-	-	-	(5)	-	-	(5)	TRAD
700121	* ADV ANTI-TERROR TECHNOLOGIES	RINGLEB, S.	7,622	-	2,645	10,267	5,133	-	-	15,400	-	-	15,400	TRAD
786781	* ADV ANTI-TERROR TECHNOLOGIES	RINGLEB, S.	-	-	2,753	2,753	715	-	-	3,468	-	-	3,468	TRAD
786782	* ADV ANTI-TERROR TECHNOLOGIES	RINGLEB, S.	17,001	958	1,772	19,731	8,980	-	-	28,711	-	-	28,711	TRAD
797501	* ADV ANTI-TERROR TECHNOLOGIES	RINGLEB, S.	11,530	226	1,043	12,799	6,400	-	-	19,199	-	-	19,199	TRAD
			243,684	28,436	87,896	485,330	123,622	-	-	608,952	-	-	608,952	25.47%
<b>Mechanical Engineering - Applied Research Center</b>														
186331	* NASA-LANGLEY RESEARCH CENTER	ELMUSTAFA, A.	6,023	-	-	6,023	2,530	-	-	8,553	-	-	8,553	ARC
751073	NATL INST AEROSPACE ASSOC	ELMUSTAFA, A.	411	-	-	411	173	-	-	584	-	-	584	ARC
751077	NATL INST AEROSPACE ASSOC	ELMUSTAFA, A.	3,396	-	-	3,396	1,426	-	-	4,822	-	-	4,822	ARC
751078	NATL INST AEROSPACE ASSOC	ELMUSTAFA, A.	1,161	-	-	1,161	487	-	-	1,648	-	-	1,648	ARC
764781	MUJONS, INC.	ELMUSTAFA, A.	15,367	174	-	15,541	6,527	-	-	22,068	-	-	22,068	ARC
786321	SUMITOMO CORP	ELMUSTAFA, A.	-	-	8,934	8,934	894	-	-	9,828	-	-	9,828	ARC
			26,358	174	-	35,466	12,037	-	-	47,503	-	-	47,503	33.94%
<b>Mechanical Engineering - VMASC: Virginia Modeling &amp; Simulation Center</b>														
201761	* OFFICE OF NAVAL RESEARCH	RINGLEB, S.	12,566	65	1,380	14,011	6,489	-	-	20,500	-	-	20,500	VMASC
273871	* OFFICE OF NAVAL RESEARCH	RINGLEB, S.	23,352	1,922	433	29,457	10,797	-	-	40,254	-	-	40,254	VMASC
775993	* COMPUTER SCIENCE CORP.	RINGLEB, S.	(10)	-	-	(10)	(4)	-	-	(14)	-	-	(14)	VMASC
			35,908	1,987	5,130	43,458	17,282	-	-	60,740	-	-	60,740	39.77%

**SCHEDULE 4**  
**OLD DOMINION UNIVERSITY RESEARCH FOUNDATION**  
**SPONSORED PROGRAM ACTIVITY BY INDIVIDUAL PROJECT**  
(MEASURED BY EXPENDITURES INCURRED)  
**FOR FISCAL YEAR 2010**

PROJECT NUMBER	SPONSORING AGENCY	PRINCIPAL INVESTIGATOR / PROJECT DIRECTOR	PROJECT DIRECT COST				PROJECT IDC AND FEES			EFFECTIVE INDIRECT COST RATE	CENTER
			PERSONNEL AND FRINGE BENEFITS	SUPPLIES, CONTRACTUAL, GENERAL & TRAVEL	EQUIPMENT	SUBCONTRACTS, CONSTRUCTION, TUITION & OTHER	TOTAL DIRECT COSTS	REIMBURSED INDIRECT COSTS	TOTAL SPECIAL FEES		
793791	* ODU	BONDI, S.	4,245	-	-	427	4,672	849	-	5,521	TRAD
793801	* ODU	BONDI, S.	3,931	116	-	129	4,176	810	-	4,986	TRAD
373821	* NATL SCIENCE FOUNDATION	DEAN, A.	11,754	-	-	50,431	62,185	-	-	62,185	TRAD
364201	* NATL SCIENCE FOUNDATION	HACKWORTH, J.	143	1,300	-	288	1,731	727	-	2,458	TRAD
194932	* NASA-JOHNSON SPACE FLIGHT CNTR	HSIUNG, S.	1,628	75	-	-	1,703	443	-	2,146	TRAD
364201	* NATL SCIENCE FOUNDATION	HSIUNG, S.	1,001	9,099	-	2,015	12,115	5,088	-	17,203	TRAD
194932	* NASA-JOHNSON SPACE FLIGHT CNTR	LAWRENCE, R.	1,628	75	-	-	1,703	442	-	2,145	TRAD
775992	* COMPUTER SCIENCE CORP.	LAWRENCE, R.	-	-	-	3,924	3,924	-	-	5,033	TRAD
790051	* NATL INST AEROSPACE ASSOC	LAWRENCE, R.	2,412	840	275	-	3,527	1,626	-	5,153	TRAD
790052	* NATL INST AEROSPACE ASSOC	LAWRENCE, R.	3,027	2,184	-	-	5,211	2,606	-	7,817	TRAD
194932	* NASA-JOHNSON SPACE FLIGHT CNTR	LIN, C.	1,628	75	-	-	1,703	443	-	2,146	TRAD
364201	* NATL SCIENCE FOUNDATION	LIN, C.	143	1,299	-	288	1,730	727	-	2,457	TRAD
781901	* CDI MARINE	LIN, C.	-	19	-	16	35	15	-	50	TRAD
771462	* VA TOBACCO INDEM / REVIT COMM	LOPEZ, F.	26,179	16,568	-	-	42,747	-	-	42,747	TRAD
194932	* NASA-JOHNSON SPACE FLIGHT CNTR	MOUSTAFA, M.	1,628	75	-	-	1,703	443	-	2,146	TRAD
584191	* VA INST OF MARINE SCIENCE	REICHL, S.	8,151	-	-	-	8,151	3,423	-	11,574	TRAD
194932	* NASA-JOHNSON SPACE FLIGHT CNTR	TOMOVIC, M.	1,628	75	-	-	1,703	443	-	2,146	TRAD
592881	* PURDUE UNIVERSITY	TOMOVIC, M.	2,812	290	-	-	3,102	1,356	-	4,458	TRAD
384721	* NATL SCIENCE FOUNDATION	VERMA, A.	82,397	61,154	-	53,504	197,055	60,601	-	257,656	TRAD
391471	* NATL SCIENCE FOUNDATION	VERMA, A.	19,024	8,179	-	14,026	41,229	20,565	-	61,794	TRAD
584711	* ODU	VERMA, A.	4,773	2,502	-	5,510	12,785	582	-	13,367	TRAD
197871	NASA-LANGLEY RESEARCH CENTER	WALK, S.	2,548	-	-	-	2,548	1,274	-	3,822	TRAD
701641	RYAN JONES & ASSOCIATES	WALK, S.	2,410	-	-	-	2,410	-	-	2,410	TRAD
393471	US GEOLOGICAL SURVEY	ZHOU, G.	8,508	1,500	-	-	10,008	5,004	-	15,012	TRAD
			191,598	105,425	275	130,558	427,856	108,576	-	536,432	25.38%
171081	Engineering Technology - Applied Research Center	LAWRENCE, R.	18,363	-	-	-	18,363	4,774	-	23,137	ARC
183261	* NASA-LANGLEY RESEARCH CENTER	LAWRENCE, R.	11,774	2,841	-	-	14,615	6,139	-	20,754	ARC
196581	* NASA-LANGLEY RESEARCH CENTER	LAWRENCE, R.	6,717	-	-	-	6,717	3,358	-	10,075	ARC
786262	SCIENCE SYSTEMS & APPLICATIONS	LAWRENCE, R.	4,165	3,191	-	-	7,356	3,677	-	11,033	ARC
			41,019	6,032	-	-	47,051	17,948	-	64,999	38.15%

**SCHEDULE 4**  
**OLD DOMINION UNIVERSITY RESEARCH FOUNDATION**  
**SPONSORED PROGRAM ACTIVITY BY INDIVIDUAL PROJECT**  
(MEASURED BY EXPENDITURES INCURRED)  
**FOR FISCAL YEAR 2010**

PROJECT NUMBER	SPONSORING AGENCY	PRINCIPAL INVESTIGATOR / PROJECT DIRECTOR	PERSONNEL AND FRINGE BENEFITS	SUPPLIES, CONTRACTUAL, GENERAL & TRAVEL	PROJECT DIRECT COST			PROJECT IDC AND FEES			EFFECTIVE INDIRECT COST RATE	CENTER
					EQUIPMENT	SUBCONTRACTS, CONSTRUCTION, TUITION & OTHER	TOTAL DIRECT COSTS	REIMBURSED INDIRECT COSTS	TOTAL SPECIAL FEES	TOTAL PROJECT COSTS		
793531	* PLEXUS COMMUNICATIONS GROUP	ADAMS, K.	79,756	-	-	10,987	90,743	45,372	-	136,115	TRAD	
201851	* ARMY CORPSENGR-NORFOLK	BOWLING, S.	1,918	-	-	-	1,918	959	-	2,877	TRAD	
293561	* ARMY CORPSENGR-NORFOLK	BOWLING, S.	1,188	1,708	-	-	2,896	1,447	-	4,343	TRAD	
793151	* BOEING CO	BOWLING, S.	8,004	-	-	586	8,590	4,295	-	12,885	TRAD	
201851	* ARMY CORPSENGR-NORFOLK	DANIELS, C.	1,917	-	-	-	1,917	959	-	2,876	TRAD	
293561	* ARMY CORPSENGR-NORFOLK	DANIELS, C.	1,187	1,708	-	-	2,895	1,448	-	4,343	TRAD	
705851	* RILEEN INNOVATIVE TECHNOLOGIES	GHEORGHE, A.	2,271	-	-	-	2,271	1,135	-	3,406	TRAD	
751081	* NATL INST AEROSPACE ASSOC	GHEORGHE, A.	20,115	1,148	2,373	7,336	30,972	10,631	-	41,603	TRAD	
784892	* REFERENTIA SYSTEMS, INC.	HESTER, P.	599	-	-	8	607	255	-	862	TRAD	
796861	* REFERENTIA SYSTEMS, INC.	HESTER, P.	9,902	-	-	-	9,902	4,952	-	14,854	TRAD	
797841	* SANDIA NATIONAL LABORATORIES	HESTER, P.	17,557	-	-	-	17,557	8,778	-	26,335	TRAD	
503341	* ODU	KADY, R.	7,500	-	-	498	7,998	-	-	7,998	TRAD	
793151	* BOEING CO	KADY, R.	12,805	-	-	938	13,743	6,872	-	20,615	TRAD	
386221	* US DEPT HOMELAND SECURITY	KEATING, C.	127,939	9,139	-	225,884	362,962	57,573	-	420,535	TRAD	
793531	* PLEXUS COMMUNICATIONS GROUP	KEATING, C.	4,198	-	-	578	4,776	2,388	-	7,164	TRAD	
705841	* SYSTEMS ENGINEERING SOLUTIONS	KOVACIC, S.	1,769	336	-	-	2,105	1,053	-	3,158	TRAD	
201851	* ARMY CORPSENGR-NORFOLK	LANDAETA, R.	7,670	-	-	-	7,670	3,835	-	11,505	TRAD	
286010	* NAVY FISC - PHILADELPHIA	LANDAETA, R.	7,981	(51)	-	-	7,930	2,776	-	10,706	TRAD	
293561	* ARMY CORPSENGR-NORFOLK	LANDAETA, R.	4,749	6,833	-	-	11,582	5,791	-	17,373	TRAD	
297251	* ARMY CORPSENGR-NORFOLK	LANDAETA, R.	889	-	-	-	889	311	-	1,200	TRAD	
590141	* UNIVERSITY OF CENTRAL FLORIDA	LANDAETA, R.	18,983	459	-	-	19,442	9,721	-	29,163	TRAD	
201851	* ARMY CORPSENGR-NORFOLK	PAROS, P.	1,918	-	-	-	1,918	959	-	2,877	TRAD	
201851	* ARMY CORPSENGR-NORFOLK	PARSONS, V.	1,917	-	-	-	1,917	959	-	2,876	TRAD	
293561	* ARMY CORPSENGR-NORFOLK	PARSONS, V.	1,187	1,708	-	-	2,895	1,448	-	4,343	TRAD	
293561	* ARMY CORPSENGR-NORFOLK	PAZOS, P.	1,188	1,708	-	-	2,896	1,447	-	4,343	TRAD	
297251	* ARMY CORPSENGR-NORFOLK	PAZOS, P.	889	-	-	-	889	311	-	1,200	TRAD	
560011	* VA PORT AUTHORITY	PINTO, A.	-	-	-	110	110	29	-	139	TRAD	
201851	* ARMY CORPSENGR-NORFOLK	RABADI, G.	1,918	-	-	-	1,918	958	-	2,876	TRAD	
293561	* ARMY CORPSENGR-NORFOLK	RABADI, G.	1,187	1,708	-	-	2,895	1,448	-	4,343	TRAD	
702370	* STIHL, INC.	RABADI, G.	3,046	300	-	2,130	5,476	1,424	-	6,900	TRAD	
793151	* BOEING CO	RABADI, G.	8,004	-	-	586	8,590	4,295	-	12,885	TRAD	
786661	* CONFORMA LABORATORIES, INC.	SEARCY, C.	-	-	-	-	-	-	-	-	VATPDC	
786671	* MIDATLANTIC TRADE ADJ ASST CTR	SEARCY, C.	-	-	-	-	-	-	-	-	VATPDC	
386221	* US DEPT HOMELAND SECURITY	SOUZA-POZA, A.	127,940	9,139	-	225,884	362,963	57,573	-	420,536	TRAD	
705841	* SYSTEMS ENGINEERING SOLUTIONS	SOUZA-POZA, A.	1,769	336	-	-	2,105	1,052	-	3,157	TRAD	

**SCHEDULE 4**  
**OLD DOMINION UNIVERSITY RESEARCH FOUNDATION**  
**SPONSORED PROGRAM ACTIVITY BY INDIVIDUAL PROJECT**  
 (MEASURED BY EXPENDITURES INCURRED)  
**FOR FISCAL YEAR 2010**

PROJECT NUMBER	SPONSORING AGENCY	PRINCIPAL INVESTIGATOR / PROJECT DIRECTOR	PROJECT DIRECT COST				PROJECT IDC AND FEES				EFFECTIVE INDIRECT COST RATE	CENTER
			PERSONNEL AND FRINGE BENEFITS	SUPPLIES, CONTRACTUAL, GENERAL & TRAVEL	EQUIPMENT	SUBCONTRACTS, CONSTRUCTION, TUITION & OTHER	TOTAL DIRECT COSTS	REIMBURSED INDIRECT COSTS	TOTAL SPECIAL FEES	TOTAL PROJECT COSTS		
282006	* NAVY FISC - PHILADELPHIA	TOLK, A.	24,231	879	-	-	25,110	10,546	-	35,656	TRAD	
282009	* NAVY FISC - PHILADELPHIA	TOLK, A.	-	-	-	26,667	26,667	5,250	-	31,917	TRAD	
282105	* NAVY FISC - PHILADELPHIA	TOLK, A.	24,205	750	-	-	24,955	10,481	-	35,436	TRAD	
282109	* NAVY FISC - PHILADELPHIA	TOLK, A.	2,899	273	-	-	3,172	1,333	-	4,505	TRAD	
282209	* NAVY FISC - PHILADELPHIA	TOLK, A.	13,780	-	-	-	13,780	5,787	-	19,567	TRAD	
282309	* NAVY FISC - PHILADELPHIA	TOLK, A.	4,366	150	-	-	4,516	1,897	-	6,413	TRAD	
282409	* NAVY FISC - PHILADELPHIA	TOLK, A.	7,954	1,175	-	-	9,129	3,834	-	12,963	TRAD	
282509	* NAVY FISC - PHILADELPHIA	TOLK, A.	1,143	-	-	-	1,143	480	-	1,623	TRAD	
286010	* NAVY FISC - PHILADELPHIA	TOLK, A.	7,981	(51)	-	-	7,930	2,776	-	10,706	TRAD	
286013	* NAVY FISC - PHILADELPHIA	TOLK, A.	28,944	252	-	6,249	35,445	12,406	-	47,851	TRAD	
295251	* MODELING & SIMULATION CO OFF	TOLK, A.	32,728	955	-	11,247	44,930	13,374	-	58,304	TRAD	
750665	GENERAL DYNAMICS	TOLK, A.	10,822	2,683	-	20	13,525	6,763	-	20,288	TRAD	
782041	* TECHNOLOGIES ENGINEERING, INC.	TOLK, A.	-	-	-	1,753	1,753	736	-	2,489	TRAD	
784892	* REFERENTIA SYSTEMS, INC.	TOLK, A.	800	-	-	10	810	340	-	1,150	TRAD	
790351	* TECHNOLOGIES ENGINEERING, INC.	TOLK, A.	3,809	631	-	1	4,441	2,221	-	6,662	TRAD	
796861	* REFERENTIA SYSTEMS, INC.	TOLK, A.	9,903	-	-	-	9,903	4,951	-	14,854	TRAD	
751076	NATL INST AEROSPACE ASSOC	UNAL, R.	3,201	1,348	-	-	4,549	1,183	-	5,732	TRAD	
			666,626	45,224	2,373	521,472	1,235,695	326,812	-	1,562,507	26.45%	
Engineering Management - VMASC: Virginia Modeling & Simulation Center												
796861	* REFERENTIA SYSTEMS, INC.	HESTER, P.	9,902	-	-	-	9,902	4,951	-	14,853	VMASC	
273871	* OFFICE OF NAVAL RESEARCH	TOLK, A.	11,676	961	1,875	217	14,729	5,399	-	20,128	VMASC	
282006	* NAVY FISC - PHILADELPHIA	TOLK, A.	48,460	1,759	-	-	50,219	21,092	-	71,311	VMASC	
282105	* NAVY FISC - PHILADELPHIA	TOLK, A.	12,103	375	-	-	12,478	5,240	-	17,718	VMASC	
286010	* NAVY FISC - PHILADELPHIA	TOLK, A.	15,962	(102)	-	-	15,860	5,550	-	21,410	VMASC	
382531	NORTH ATLANTIC TREATY ORGANIS	TOLK, A.	-	-	-	120	120	29	-	149	VMASC	
782041	* TECHNOLOGIES ENGINEERING, INC.	TOLK, A.	-	-	-	1,753	1,753	737	-	2,490	VMASC	
790351	* TECHNOLOGIES ENGINEERING, INC.	TOLK, A.	3,810	630	-	1	4,441	2,220	-	6,661	VMASC	
796861	* REFERENTIA SYSTEMS, INC.	TOLK, A.	9,903	-	-	-	9,903	4,951	-	14,854	VMASC	
			111,816	3,623	1,875	2,091	119,405	50,169	-	169,574	42.02%	

**SCHEDULE 4**  
**OLD DOMINION UNIVERSITY RESEARCH FOUNDATION**  
**SPONSORED PROGRAM ACTIVITY BY INDIVIDUAL PROJECT**  
(MEASURED BY EXPENDITURES INCURRED)  
**FOR FISCAL YEAR 2010**

PROJECT NUMBER	SPONSORING AGENCY	PRINCIPAL INVESTIGATOR / PROJECT DIRECTOR	PROJECT DIRECT COST				PROJECT IDC AND FEES			EFFECTIVE INDIRECT COST RATE	CENTER			
			PERSONNEL AND FRINGE BENEFITS	SUPPLIES, CONTRACTUAL, GENERAL, & TRAVEL	EQUIPMENT	SUBCONTRACTS, CONSTRUCTION, TUITION & OTHER	TOTAL DIRECT COSTS	REIMBURSED INDIRECT COSTS	TOTAL SPECIAL FEES			TOTAL PROJECT COSTS		
Virginia Applied Technology and Professional Development Center														
790641	RIGGINS COMPANY	CORY, M.	-	-	-	-	-	-	-	-	28,750	28,750	-	VATPDC
792471	BAE SYSTEMS	CORY, M.	-	-	-	-	-	-	-	-	16,000	16,000	-	VATPDC
786661	* CONFORMA LABORATORIES, INC.	DEMOS, S.	-	-	-	-	-	-	-	-	-	-	-	VATPDC
786671	* MIDATLANTIC TRADE ADJ ASST CTR	DEMOS, S.	-	-	-	-	-	-	-	-	-	-	-	VATPDC
786661	* CONFORMA LABORATORIES, INC.	DIGGS, E.	-	-	-	-	-	-	-	-	-	-	-	VATPDC
786671	* MIDATLANTIC TRADE ADJ ASST CTR	DIGGS, E.	-	-	-	-	-	-	-	-	-	-	-	VATPDC
790531	SENTRA HOSPITALS	DIGGS, E.	-	-	-	-	-	-	-	-	32,080	32,080	-	VATPDC
701281	GENEDGE ALLIANCE	ROBERTSON, J.	142,045	-	-	-	-	142,045	-	-	-	142,045	-	VATPDC
791261	GENEDGE ALLIANCE	ROBERTSON, J.	16,162	-	-	-	-	16,162	-	-	-	16,162	-	VATPDC
304611	SMALL BUSINESS ADMIN	WALTERS, C.	3,917	228	-	-	-	4,145	-	1,078	-	5,223	-	VATPDC
			162,124	228	-	-	-	162,352	-	1,078	76,830	240,260	-	47.99%

**SCHEDULE 4**  
**OLD DOMINION UNIVERSITY RESEARCH FOUNDATION**  
**SPONSORED PROGRAM ACTIVITY BY INDIVIDUAL PROJECT**  
(MEASURED BY EXPENDITURES INCURRED)  
**FOR FISCAL YEAR 2010**

PROJECT NUMBER	SPONSORING AGENCY	PRINCIPAL INVESTIGATOR / PROJECT DIRECTOR	PROJECT DIRECT COST				PROJECT IDC AND FEES			EFFECTIVE INDIRECT COST RATE	CENTER	
			PERSONNEL AND FRINGE BENEFITS	SUPPLIES, CONTRACTUAL, GENERAL, & TRAVEL	EQUIPMENT	SUBCONTRACTS, CONSTRUCTION, TUITION & OTHER	TOTAL DIRECT COSTS	REIMBURSED INDIRECT COSTS	TOTAL SPECIAL FEES			TOTAL PROJECT COSTS
Aerospace Engineering												
565411	ODU	ALBERTS, T.	100,875	23,243	-	-	124,118	-	-	124,118	-	TRAD
771071	* MAGNE MOTION, INC	ALBERTS, T.	42,005	984	-	-	42,989	18,056	-	61,045	-	TRAD
792271	ADAPTIVE AEROSPACE GROUP	ALBERTS, T.	16,357	-	-	-	16,357	4,253	-	20,610	-	TRAD
393691	* NATL SCIENCE FOUNDATION	BESKOK, A.	-	-	78,221	-	78,221	-	-	78,221	-	TRAD
396511	* NATL SCIENCE FOUNDATION	BESKOK, A.	-	756	-	-	756	379	-	1,135	-	TRAD
593481	* ODU	BESKOK, A.	392	878	-	3	1,273	-	-	1,273	-	TRAD
387022	NATL SCIENCE FOUNDATION	BESKOK, A.	25,686	2,471	-	-	28,157	11,826	-	39,983	-	TRAD
395121	NATL SCIENCE FOUNDATION	BESKOK, A.	17,895	-	-	-	17,895	8,948	-	26,843	-	TRAD
575611	TEXAS A & M UNIVERSITY	BESKOK, A.	75,353	7,819	-	-	83,172	34,932	-	118,104	-	TRAD
705051	NATL INST AEROSPACE ASSOC	BRITCHER, C.	685	253	-	-	938	244	-	1,182	-	TRAD
771071	* MAGNE MOTION, INC	BRITCHER, C.	12,859	301	-	-	13,160	5,527	-	18,687	-	TRAD
771461	INST FOR ADV LEARNING & RESEAR	BRITCHER, C.	4,099	(13,448)	79,770	-	70,421	-	-	70,421	-	TRAD
771462	* VA TOBACCO INDEM / REVIT COMM	BRITCHER, C.	65,447	41,420	-	-	106,867	-	-	106,867	-	TRAD
784682	NATL INST AEROSPACE ASSOC	BRITCHER, C.	27,992	-	-	-	27,992	7,278	-	35,270	-	TRAD
591861	GEORGE MASON UNIVERSITY	CREEDON, J.	15,267	3,488	-	-	18,755	9,378	-	28,133	-	TRAD
771071	* MAGNE MOTION, INC	CREEDON, J.	17,145	402	-	-	17,547	7,369	-	24,916	-	TRAD
784683	* NATL INST AEROSPACE ASSOC	CREEDON, J.	131,913	7,018	-	-	138,931	69,466	-	208,397	-	TRAD
704831	CHILDREN HOSPITAL-KING'S DAUGH	DEMUREN, A.	1,584	-	-	-	1,584	-	-	1,584	-	TRAD
704651	LOCKHEED/MARTIN	HOU, GENE	3,544	89	-	-	3,633	1,816	-	5,449	-	TRAD
771462	* VA TOBACCO INDEM / REVIT COMM	KOSTER, E.	39,268	24,852	-	-	64,120	-	-	64,120	-	TRAD
184631	NASA-LANGLEY RESEARCH CENTER	LANDMAN, D.	-	2,077	-	26,173	28,250	-	-	28,250	-	TRAD
296791	ARMY NATICK CONTRACTING DIV	LANDMAN, D.	-	48,300	-	-	48,300	-	-	48,300	-	LFST
784684	NATL INST AEROSPACE ASSOC	LANDMAN, D.	13,129	-	-	-	13,129	3,414	-	16,543	-	TRAD
796621	BOEING CO	LANDMAN, D.	-	480,000	-	-	480,000	-	-	480,000	-	LFST
500333	* ODU	LEE, K.	6,429	1,286	18,600	-	26,315	-	-	26,315	-	TRAD
373821	* NATL SCIENCE FOUNDATION	NEWMAN, B.	3,918	-	-	16,810	20,728	-	-	20,728	-	TRAD
781871	UNISYS CORP	NEWMAN, B.	-	-	-	-	-	-	-	-	-	TRAD
393691	* NATL SCIENCE FOUNDATION	QIAN, S.	-	-	83,809	-	83,809	-	-	83,809	-	TRAD
396511	* NATL SCIENCE FOUNDATION	QIAN, S.	-	757	-	-	757	378	-	1,135	-	TRAD
593481	* ODU	QIAN, S.	405	904	-	2	1,311	-	-	1,311	-	TRAD
593501	* ODU	QIAN, S.	1,306	437	357	300	2,400	-	-	2,400	-	TRAD
			623,553	634,287	260,757	43,288	1,561,885	183,264	-	1,745,149	-	11.73%

**SCHEDULE 4**  
**OLD DOMINION UNIVERSITY RESEARCH FOUNDATION**  
**SPONSORED PROGRAM ACTIVITY BY INDIVIDUAL PROJECT**  
 (MEASURED BY EXPENDITURES INCURRED)  
**FOR FISCAL YEAR 2010**

PROJECT NUMBER	SPONSORING AGENCY	PRINCIPAL INVESTIGATOR / PROJECT DIRECTOR	PROJECT DIRECT COST				PROJECT IDC AND FEES			EFFECTIVE INDIRECT COST RATE	CENTER	
			PERSONNEL AND FRINGE BENEFITS	SUPPLIES, CONTRACTUAL, GENERAL, & TRAVEL	EQUIPMENT	SUBCONTRACTS, CONSTRUCTION, TUITION & OTHER	TOTAL DIRECT COSTS	REIMBURSED INDIRECT COSTS	TOTAL SPECIAL FEES			TOTAL PROJECT COSTS
140366	Commercial Space Flight Authority	REED, B.	10,145	-	-	-	10,145	-	4,261	-	14,406	VCSFA
140367	NASA-GODDARD SPACEFLIGHT CNTR	REED, B.	-	(3,490)	-	6,750	3,260	-	2,518	-	5,778	VCSFA
140368	NASA-GODDARD SPACEFLIGHT CNTR	REED, B.	10,002	3,676	-	15,050	28,728	-	4,385	-	33,113	VCSFA
140372	NASA-GODDARD SPACEFLIGHT CNTR	REED, B.	28,628	-	-	99,233	127,861	-	14,569	-	142,430	VCSFA
181961	NASA-OTHER INSTALLATIONS	REED, B.	66,525	-	-	-	66,525	-	3,992	-	70,517	VCSFA
184601	NASA-GODDARD SPACEFLIGHT CNTR	REED, B.	-	741	-	73,411	74,152	-	10,238	-	84,390	VCSFA
184602	NASA-GODDARD SPACEFLIGHT CNTR	REED, B.	-	26,408	-	448,916	475,324	-	28,519	-	503,843	VCSFA
184603	NASA-GODDARD SPACEFLIGHT CNTR	REED, B.	-	-	-	4,434,580	4,434,580	-	50,000	-	4,484,580	VCSFA
502001	VA GENERAL ASSEMBLY	REED, B.	210,899	197,386	-	97,297	505,582	-	-	-	505,582	VCSFA
502002	VA GENERAL ASSEMBLY	REED, B.	-	(5,256)	-	5,273,718	5,268,462	-	-	-	5,268,462	VCSFA
502003	VA GENERAL ASSEMBLY	REED, B.	-	(12,915)	-	(271,030)	(283,945)	-	-	-	(283,945)	VCSFA
502004	VA GENERAL ASSEMBLY	REED, B.	-	(1,200)	-	4,119,791	4,118,591	-	-	-	4,118,591	VCSFA
502006	VA GENERAL ASSEMBLY	REED, B.	-	-	-	1,144,236	1,144,236	-	-	-	1,144,236	VCSFA
502007	VA GENERAL ASSEMBLY	REED, B.	-	-	-	962,920	962,920	-	-	-	962,920	VCSFA
503001	ORBITAL SCIENCE CORP	REED, B.	-	-	-	940,258	940,258	-	-	-	940,258	VCSFA
547301	MD DEPT BUSINESS ECON DEV	REED, B.	132,893	-	-	-	132,893	-	3,987	-	136,880	VCSFA
571682	VA GENERAL ASSEMBLY	REED, B.	3,452	2,285	-	-	5,737	-	-	-	5,737	VCSFA
571683	VA GENERAL ASSEMBLY	REED, B.	51,184	79,655	-	2,149	132,988	-	-	-	132,988	VCSFA
706221	ORBITAL SCIENCE CORP	REED, B.	-	-	-	6,246,919	6,246,919	-	-	-	6,246,919	VCSFA
	Virginia Space Flight Academy		513,728	287,290	-	23,594,198	24,395,216	-	122,469	-	24,517,685	
711202	PRIVATE SPONSORS	WOODHAMS, W.	-	44,046	-	-	44,046	-	-	-	44,046	VSFAI
711210	PRIVATE SPONSORS	WOODHAMS, W.	-	41,477	-	-	41,477	-	-	-	41,477	VSFAI
711211	PRIVATE SPONSORS	WOODHAMS, W.	-	10,696	-	-	10,696	-	-	-	10,696	VSFAI
	Mid-Atlantic Institute for Space and Technology		-	96,219	-	-	96,219	-	-	-	96,219	0.00%
106522	NASA-GODDARD SPACEFLIGHT CNTR	SKOUZES, F.	-	1,228	-	-	1,228	-	-	-	1,228	MIST
586901	WORCESTER COUNTY, MD	SKOUZES, F.	139,660	-	-	27,833	167,493	-	6,486	-	173,979	MIST
392439	ODU	WOODHAMS, W.	-	-	-	1,215	1,215	-	-	-	1,215	MIST
592451	MD DEPT BUSINESS ECON DEV	WOODHAMS, W.	-	2,000	-	2,000	2,000	-	-	-	2,000	MIST
595181	WORCESTER COUNTY, MD	WOODHAMS, W.	3,884	17,709	-	-	21,593	-	-	-	21,593	MIST
595189	ODU	WOODHAMS, W.	-	1,000	-	1,000	1,000	-	-	-	1,000	MIST
597521	WORCESTER COUNTY, MD	WOODHAMS, W.	-	2,000	-	-	2,000	-	-	-	2,000	MIST
	TOTAL ENGINEERING		143,544	20,937	-	32,048	196,529	-	6,486	-	203,015	3.30%
			\$ 4,087,223	\$ 1,406,881	\$ 445,473	\$ 24,943,521	\$ 30,883,098	\$ 1,476,432	\$ 76,830	\$ 32,436,360	\$ 5.03%	

**SCHEDULE 4**  
**OLD DOMINION UNIVERSITY RESEARCH FOUNDATION**  
**SPONSORED PROGRAM ACTIVITY BY INDIVIDUAL PROJECT**  
(MEASURED BY EXPENDITURES INCURRED)  
**FOR FISCAL YEAR 2010**

PROJECT NUMBER	SPONSORING AGENCY	PRINCIPAL INVESTIGATOR / PROJECT DIRECTOR	PROJECT DIRECT COST				PROJECT IDC AND FEES				EFFECTIVE INDIRECT COST RATE	CENTER		
			PERSONNEL AND FRINGE BENEFITS	SUPPLIES, CONTRACTUAL, GENERAL & TRAVEL	EQUIPMENT	SUBCONTRACTS, CONSTRUCTION, TUITION & OTHER	TOTAL DIRECT COSTS	REIMBURSED INDIRECT COSTS	TOTAL SPECIAL FEES	TOTAL PROJECT COSTS				
<b>HEALTH SCIENCES</b>														
Dean's Office														
795221	* AMERICAN DENTAL HYGIENE ASSOC.	TOLLE, L.	78	1,040	-	-	1,118	-	-	1,118	-	1,118	0.00%	TRAD
			78	1,040	-	-	1,118	-	-	1,118	-	1,118		
383161	* US PUBLIC HEALTH SERVICE	GAFF, H.	53,701	3,599	-	-	57,300	4,584	-	61,884	-	61,884		TRAD
503361	* ODU	GAFF, H.	1,352	2,874	-	8,142	12,368	-	-	12,368	-	12,368		TRAD
596271	* ODU	GAFF, H.	7,069	864	-	-	7,933	-	-	7,933	-	7,933		TRAD
710501	* GEORGETOWN UNIV MEDICAL CENTER	GAFF, H.	1,323	1,677	-	-	3,000	1,500	-	4,500	-	4,500		TRAD
782961	* MARYMOUNT UNIVERSITY	GAFF, H.	762	-	-	-	762	320	-	1,082	-	1,082		TRAD
395071	US PUBLIC HEALTH SERVICE	JENG, A.	11,542	14,031	-	10,180	35,753	17,877	-	53,630	-	53,630		TRAD
396531	US PUBLIC HEALTH SERVICE	JENG, A.	1,769	1,999	-	-	3,768	1,884	-	5,652	-	5,652		TRAD
783951	JEFFRESS RESEARCH GRANTS PGM.	JENG, H.	191	-	-	-	191	-	-	191	-	191		TRAD
396311	* US PUBLIC HEALTH SERVICE	NEFF, J.	39,136	6,530	-	5,624	51,290	23,947	-	75,237	-	75,237		TRAD
370651	US PUBLIC HEALTH SERVICE	ZHANG, H.	13,437	3,850	-	2,472	19,759	7,261	-	27,020	-	27,020		TRAD
			130,282	35,424	-	26,418	192,124	57,373	-	249,497	-	249,497	29.86%	
<b>Community &amp; Environmental Health - VMASC: Virginia Modeling &amp; Simulation Center</b>														
383161	* US PUBLIC HEALTH SERVICE	GAFF, H.	53,701	3,599	-	-	57,300	4,584	-	61,884	-	61,884		VMASC
580551	UNIVERSITY OF MARYLAND	GAFF, H.	7,887	-	-	-	7,887	3,312	-	11,199	-	11,199		VMASC
710501	* GEORGETOWN UNIV MEDICAL CENTER	GAFF, H.	1,323	1,677	-	-	3,000	1,500	-	4,500	-	4,500		VMASC
			62,911	5,276	-	-	68,187	9,396	-	77,583	-	77,583	13.78%	
<b>Dental Hygiene</b>														
396311	* US PUBLIC HEALTH SERVICE	DARBY, M.	19,568	3,265	-	2,813	25,646	11,973	-	37,619	-	37,619		TRAD
795211	* AMERICAN DENTAL HYGIENE ASSOC.	DARBY, M.	267	329	-	-	596	-	-	596	-	596		TRAD
795221	* AMERICAN DENTAL HYGIENE ASSOC.	DARBY, M.	19	260	-	-	279	-	-	279	-	279		TRAD
701461	PROCTER AND GAMBLE	MCCOMBS, G.	19,015	7,256	-	12,654	38,925	8,563	-	47,488	-	47,488		TRAD
704841	PROCTER AND GAMBLE	MCCOMBS, G.	23,230	6,646	-	-	29,876	6,573	-	36,449	-	36,449		TRAD
795211	* AMERICAN DENTAL HYGIENE ASSOC.	MCCOMBS, G.	1,334	1,646	-	-	2,980	-	-	2,980	-	2,980		TRAD
			63,433	19,402	-	15,467	98,302	27,109	-	125,411	-	125,411	27.68%	



**SCHEDULE 4**  
**OLD DOMINION UNIVERSITY RESEARCH FOUNDATION**  
**SPONSORED PROGRAM ACTIVITY BY INDIVIDUAL PROJECT**  
 (MEASURED BY EXPENDITURES INCURRED)  
**FOR FISCAL YEAR 2010**

PROJECT NUMBER	SPONSORING AGENCY	PRINCIPAL INVESTIGATOR / PROJECT DIRECTOR	PROJECT DIRECT COST					PROJECT IDC AND FEES			EFFECTIVE INDIRECT COST RATE	CENTER	
			PERSONNEL AND FRINGE BENEFITS	SUPPLIES, CONTRACTUAL, GENERAL, & TRAVEL	EQUIPMENT	SUBCONTRACTS, CONSTRUCTION, TUITION & OTHER	TOTAL DIRECT COSTS	REIMBURSED INDIRECT COSTS	TOTAL SPECIAL FEES	TOTAL PROJECT COSTS			
<b>Nursing</b>													
382471	* US DEPT HLTH/HUMAN SERV	ADAMS-TUFTS, K.	9,173	791	147	300	10,411	821	-	11,232	821	11,232	TRAD
772061	KAISER FOUNDATION HEALTH PLAN	ADAMS-TUFTS, K.	17,183	2,733	-	5,576	25,492	2,549	-	28,041	2,549	28,041	TRAD
504541	* VA DEPARTMENT OF HEALTH	AZAR, J.	-	348	-	-	348	-	-	348	-	348	TRAD
382061	* US DEPT HLTH/HUMAN SERV	BARHAM, P.	294	13	-	-	307	25	-	332	25	332	TRAD
392421	* US DEPT HLTH/HUMAN SERV	BARHAM, P.	46,718	-	-	-	46,718	3,737	-	50,455	3,737	50,455	TRAD
382061	* US DEPT HLTH/HUMAN SERV	BENJAMIN, R.	1,468	68	-	-	1,536	123	-	1,659	123	1,659	TRAD
392421	* US DEPT HLTH/HUMAN SERV	BENJAMIN, R.	28,031	-	-	-	28,031	2,243	-	30,274	2,243	30,274	TRAD
382471	* US DEPT HLTH/HUMAN SERV	CLEMENTE, P.	9,173	791	147	300	10,411	821	-	11,232	821	11,232	TRAD
382061	* US DEPT HLTH/HUMAN SERV	EATON, P.	294	14	-	-	308	24	-	332	24	332	TRAD
504541	* VA DEPARTMENT OF HEALTH	EATON, P.	-	647	-	-	647	-	-	647	-	647	TRAD
382471	* US DEPT HLTH/HUMAN SERV	GARZON, L.	73,384	6,327	1,174	2,400	83,285	6,569	-	89,854	6,569	89,854	TRAD
392361	US DEPT HLTH/HUMAN SERV	GARZON, L.	-	3,084	-	-	64,739	-	-	67,823	-	67,823	TRAD
392371	US DEPT HLTH/HUMAN SERV	GARZON, L.	-	-	-	-	5,532	-	-	5,532	-	5,532	TRAD
382471	* US DEPT HLTH/HUMAN SERV	KARLOWICZ, K.	9,173	791	146	300	10,410	821	-	11,231	821	11,231	TRAD
392421	* US DEPT HLTH/HUMAN SERV	KARLOWICZ, K.	37,374	-	-	-	37,374	2,990	-	40,364	2,990	40,364	TRAD
574911	SOCIETY OF UROLOGIC NURSES	KARLOWICZ, K.	-	-	-	1,535	1,535	-	-	1,535	-	1,535	TRAD
392421	* US DEPT HLTH/HUMAN SERV	LEE, A.	28,031	-	-	-	28,031	2,243	-	30,274	2,243	30,274	TRAD
382061	* US DEPT HLTH/HUMAN SERV	PALMER, K.	294	13	-	-	307	25	-	332	25	332	TRAD
392421	* US DEPT HLTH/HUMAN SERV	PALMER, K.	46,718	-	-	-	46,718	3,737	-	50,455	3,737	50,455	TRAD
382061	* US DEPT HLTH/HUMAN SERV	RUTLEDGE, C.	294	14	-	-	308	24	-	332	24	332	TRAD
382471	* US DEPT HLTH/HUMAN SERV	RUTLEDGE, C.	82,556	7,119	1,321	2,700	93,696	7,390	-	101,086	7,390	101,086	TRAD
382061	* US DEPT HLTH/HUMAN SERV	WILES, L.	293	14	-	-	307	25	-	332	25	332	TRAD
Medical Laboratory and Radiation Sciences			390,451	22,767	2,935	83,382	499,535	34,167	-	533,702	34,167	533,702	6.84%
780041	* MYMIC LLC	DE LEO, G.	9,044	3,437	-	-	12,481	3,245	-	15,726	3,245	15,726	TRAD
Medical Laboratory and Radiation Sciences - Center for Bioelectronics			9,044	3,437	-	-	12,481	3,245	-	15,726	3,245	15,726	26.00%
391061	US PUBLIC HEALTH SERVICE	HELLER, R.	120,227	78,729	-	59,734	258,690	111,978	-	370,668	111,978	370,668	CBE
391071	US PUBLIC HEALTH SERVICE	HELLER, R.	150,886	40,195	-	18,754	209,835	104,917	-	314,752	104,917	314,752	CBE
391091	US PUBLIC HEALTH SERVICE	HELLER, R.	25,731	50,522	-	-	76,253	38,127	-	114,380	38,127	114,380	CBE
593241	UNIV OF SOUTH FLORIDA	HELLER, R.	41,224	27,031	-	-	68,255	34,128	-	102,383	34,128	102,383	CBE
710101	INTREXON CORPORATION	HELLER, R.	66,153	20,889	-	-	87,042	43,521	-	130,563	43,521	130,563	CBE
Medical Laboratory and Radiation Sciences - VMASC : Virginia Modeling & Simulation Center			404,221	217,366	-	78,488	700,075	332,671	-	1,032,746	332,671	1,032,746	47.52%
585041	ST. LOUIS UNIVERSITY	DE LEO, G.	10,150	1,192	-	-	11,342	-	-	11,342	-	11,342	VMASC
Physical Therapy			10,150	1,192	-	-	11,342	-	-	11,342	-	11,342	0.00%
201761	* OFFICE OF NAVAL RESEARCH	MORRISON, S.	6,283	33	691	-	7,007	3,244	-	10,251	3,244	10,251	TRAD
273871	* OFFICE OF NAVAL RESEARCH	MORRISON, S.	5,838	480	938	108	7,364	2,699	-	10,063	2,699	10,063	TRAD
783601	* AMERICAN DIABETES ASSOCIATION	MORRISON, S.	13,536	831	-	21,003	35,370	2,002	-	37,372	2,002	37,372	TRAD
700121	* ADV ANTI-TERROR TECHNOLOGIES	WALKER, M.	1,633	-	-	567	2,200	1,100	-	3,300	1,100	3,300	TRAD
<b>TOTAL HEALTH SCIENCES</b>			27,290	1,344	1,629	21,678	51,941	9,045	-	60,986	9,045	60,986	17.41%
<b>TOTAL HEALTH SCIENCES</b>			<b>\$ 1,097,860</b>	<b>\$ 307,248</b>	<b>\$ 4,564</b>	<b>\$ 225,433</b>	<b>\$ 1,635,105</b>	<b>\$ 473,006</b>	<b>\$ -</b>	<b>\$ 2,108,111</b>	<b>\$ 473,006</b>	<b>\$ 2,108,111</b>	<b>28.93%</b>

**SCHEDULE 4**  
**OLD DOMINION UNIVERSITY RESEARCH FOUNDATION**  
**SPONSORED PROGRAM ACTIVITY BY INDIVIDUAL PROJECT**  
(MEASURED BY EXPENDITURES INCURRED)  
**FOR FISCAL YEAR 2010**

PROJECT NUMBER	SPONSORING AGENCY	PRINCIPAL INVESTIGATOR / PROJECT DIRECTOR	PERSONNEL AND FRINGE BENEFITS	PROJECT DIRECT COST			PROJECT IDC AND FEES			EFFECTIVE INDIRECT COST RATE	CENTER
				SUPPLIES, CONTRACTUAL, GENERAL, & TRAVEL	EQUIPMENT	SUBCONTRACTS, CONSTRUCTION, TUITION & OTHER	TOTAL DIRECT COSTS	REIMBURSED INDIRECT COSTS	TOTAL SPECIAL FEES		
<b>SCIENCES</b>											
Dean's Office											
397561	* US DEPT OF EDUCATION	MATTHEWS, T.	436	201	-	219	856	66	-	922	TRAD
380391	* US PUBLIC HEALTH SERVICE	PLATSOUAS, C.	3,727	-	-	-	3,727	1,566	-	5,293	TRAD
			4,163	201	-	219	4,583	1,632	-	6,215	35.61%
<b>Biological Sciences</b>											
580031	VIRGINIA WESLEYAN COLLEGE	BARTOL, I.	33,806	9,020	3,911	-	46,737	17,987	-	64,724	TRAD
773941	JEFFRESS RESEARCH GRANTS PGM.	BARTOL, I.	7,481	3,789	1,893	-	13,163	-	-	13,163	TRAD
796881	VIRGINIA AQUARIUM FOUNDATION	BARTOL, I.	8,032	-	-	-	8,032	803	-	8,835	TRAD
352741	NATL SCIENCE FOUNDATION	BUTLER, M.	18,139	1,187	-	-	19,326	8,117	-	27,443	TRAD
373321	NATL SCIENCE FOUNDATION	BUTLER, M.	46,271	2,433	-	-	48,704	12,663	-	61,367	TRAD
381991	NATL SCIENCE FOUNDATION	BUTLER, M.	-	7,129	-	-	7,129	-	-	7,129	TRAD
394471	NATL SCIENCE FOUNDATION	BUTLER, M.	18,606	43,179	-	397	62,182	16,064	-	78,246	TRAD
395141	NATIONAL PARK SERVICE	BUTLER, M.	19,209	20,616	-	1,565	41,390	7,849	-	49,239	TRAD
564881	SOUTH FLORIDA WATER MANAGEMENT	BUTLER, M.	-	-	-	56	56	15	-	71	TRAD
772151	FAO OF THE UNITED NATIONS	BUTLER, M.	-	3,392	-	-	3,392	138	-	3,530	TRAD
796431	NATURE CONSERVANCY	BUTLER, M.	14,667	9,770	-	2,182	26,619	3,132	-	29,751	TRAD
371981	NATL SCIENCE FOUNDATION	CARPENTER, K.	75,906	83,623	-	342,569	502,098	47,978	-	550,076	TRAD
374431	NATL SCIENCE FOUNDATION	CARPENTER, K.	33,735	29,246	9,999	-	72,980	26,505	-	99,485	TRAD
755181	WORLD CONSERVATION UNION	CARPENTER, K.	119,619	10,391	2,507	5,899	138,416	39,003	-	177,419	TRAD
393691	* NATL SCIENCE FOUNDATION	COOPER, R.	-	19,555	-	-	19,555	-	-	19,555	TRAD
503271	PORTLAND STATE UNIVERSITY	COOPER, R.	6,018	1,560	-	-	7,578	3,789	-	11,367	TRAD
785261	UNIVERSITY OF NOTRE DAME	COOPER, R.	37,126	23,461	-	-	60,587	25,446	-	86,033	TRAD
583043	VA DEPT ENVIRON QUALITY	DAUER, D.	-	(27)	-	11,842	11,815	2,954	-	14,769	TRAD
583044	VA DEPT ENVIRON QUALITY	DAUER, D.	-	-	-	3,860	3,860	86	-	3,946	TRAD
583045	VA DEPT ENVIRON QUALITY	DAUER, D.	-	-	-	4,765	4,765	1,192	-	5,957	TRAD
587231	VA DEPT ENVIRON QUALITY	DAUER, D.	916	-	-	6,826	7,742	1,936	-	9,678	TRAD
594851	VA DEPT ENVIRON QUALITY	DAUER, D.	150,831	14,542	-	2,000	167,373	19,846	-	187,219	TRAD
594852	VA DEPT ENVIRON QUALITY	DAUER, D.	73,905	-	-	-	73,905	1,655	-	75,560	TRAD
594853	VA DEPT ENVIRON QUALITY	DAUER, D.	4,346	22	-	-	4,368	1,091	-	5,459	TRAD
562651	UNIVERSITY OF VIRGINIA	DAY, F.	2,800	1,707	-	-	4,507	1,172	-	5,679	TRAD
393691	* NATL SCIENCE FOUNDATION	GAUTHIER, D.	-	-	19,555	-	19,555	-	-	19,555	TRAD
396511	* NATL SCIENCE FOUNDATION	GAUTHIER, D.	-	756	-	-	756	378	-	1,134	TRAD
503361	* ODU	GAUTHIER, D.	1,352	2,875	-	8,142	12,369	-	-	12,369	TRAD
792571	DUKE UNIV	GAUTHIER, D.	4,777	2,781	-	-	7,558	1,889	-	9,447	TRAD
796181	* SEA KNIGHT CORPORATION	GORDON, A.	9,642	34	-	-	9,676	484	-	10,160	TRAD
773701	JEFFRESS RESEARCH GRANTS PGM.	GREENWOOD, A.	-	-	-	1	1	-	-	1	TRAD
505071	MD DEPT. OF NATURAL RESOURCES	HOLSINGER, J.	-	516	-	-	516	-	-	516	TRAD
586721	* VA INST OF MARINE SCIENCE	HORTH, L.	17,505	3,087	-	-	20,592	8,070	-	28,662	TRAD
586722	* VA INST OF MARINE SCIENCE	HORTH, L.	5,993	380	-	-	6,373	2,677	-	9,050	TRAD
594461	ODU	HORTH, L.	4,315	4,684	(1,726)	-	7,273	-	-	7,273	TRAD

**SCHEDULE 4**  
**OLD DOMINION UNIVERSITY RESEARCH FOUNDATION**  
**SPONSORED PROGRAM ACTIVITY BY INDIVIDUAL PROJECT**  
(MEASURED BY EXPENDITURES INCURRED)  
**FOR FISCAL YEAR 2010**

PROJECT NUMBER	SPONSORING AGENCY	PRINCIPAL INVESTIGATOR / PROJECT DIRECTOR	PERSONNEL AND FRINGE BENEFITS	PROJECT DIRECT COST				PROJECT IDC AND FEES			EFFECTIVE INDIRECT COST RATE	CENTER	
				SUPPLIES, CONTRACTUAL, GENERAL, & TRAVEL	EQUIPMENT	SUBCONTRACTS, CONSTRUCTION, TUITION & OTHER	TOTAL DIRECT COSTS	REIMBURSED INDIRECT COSTS	TOTAL SPECIAL FEES	TOTAL PROJECT COSTS			
391271	NATL SCIENCE FOUNDATION	HYNES, W.	156,776	-	-	-	156,776	-	-	-	156,776	-	TRAD
596271	* ODU	HYNES, W.	6,862	838	-	-	7,700	-	-	-	7,700	-	TRAD
770491	* NATL RESEARCH - TICK-BORNE DISE	HYNES, W.	7,403	12,464	-	6,620	26,487	-	-	-	31,784	-	TRAD
795211	* AMERICAN DENTAL HYGIENE ASSOC.	HYNES, W.	89	110	-	-	199	-	-	-	199	-	TRAD
583042	VA DEPT ENVIRON QUALITY	MARSHALL, H.	-	-	-	990	990	-	-	-	1,238	-	TRAD
591931	ODU	MARSHALL, H.	15,481	576	-	-	16,057	-	-	-	17,663	-	TRAD
594853	* VA DEPT ENVIRON QUALITY	MARSHALL, H.	4,218	21	-	-	4,239	-	-	-	5,299	-	TRAD
594856	VA DEPT ENVIRON QUALITY	MARSHALL, H.	98,906	6,861	-	-	105,767	-	-	-	120,716	-	TRAD
380391	* US PUBLIC HEALTH SERVICE	OLSEZAK, E.	3,728	-	-	-	3,728	-	-	-	5,293	-	TRAD
351782	NATL SCIENCE FOUNDATION	OSGOOD, C.	1,854	4,495	-	-	6,349	-	-	-	9,016	-	TRAD
353151	* US PUBLIC HEALTH SERVICE	OSGOOD, C.	12,531	1,932	5,226	-	19,689	-	-	-	25,764	-	TRAD
397561	* US DEPT OF EDUCATION	OSGOOD, C.	436	201	-	219	856	-	-	-	922	-	TRAD
775160	MARCH OF DIMES	OSGOOD, C.	-	565	-	-	565	-	-	-	565	-	TRAD
791311	WILLIAMSBURG ENVIRONMENTAL GRP	ROSE, R.	4,566	330	-	620	5,516	-	-	-	6,950	-	TRAD
565401	NORTH CAROLINA STATE UNIV	SONENSHINE, D.	23,410	25,863	3,068	5,498	57,839	-	-	-	78,534	-	TRAD
596271	* ODU	SONENSHINE, D.	6,862	838	-	-	7,700	-	-	-	7,700	-	TRAD
770491	* NATL RESEARCH - TICK-BORNE DISE	SONENSHINE, D.	823	1,385	-	735	2,943	-	-	-	3,532	-	TRAD
581032	EASTERN VIRGINIA MED. SCHOOL	SWANSON, J.	26,925	8,921	-	-	35,846	-	-	-	35,846	-	TRAD
581033	EASTERN VIRGINIA MED. SCHOOL	SWANSON, J.	43,832	12,583	10,929	-	67,344	-	-	-	67,344	-	TRAD
			1,129,699	358,136	74,917	404,786	1,967,538	309,170	-	-	2,276,708	-	15.71%
	Biological Sciences - VCERC: Virginia Coastal Energy Research Consortium												
786682	* ACENT LABORATORIES.	GORDON, A.	5,708	-	-	-	5,708	-	-	-	7,192	-	VCERC
786682	* ACENT LABORATORIES.	MARSHALL, H.	5,708	-	-	-	5,708	-	-	-	7,192	-	VCERC
			11,416	-	-	-	11,416	2,968	-	-	14,384	-	26.00%

**SCHEDULE 4**  
**OLD DOMINION UNIVERSITY RESEARCH FOUNDATION**  
**SPONSORED PROGRAM ACTIVITY BY INDIVIDUAL PROJECT**  
(MEASURED BY EXPENDITURES INCURRED)  
**FOR FISCAL YEAR 2010**

PROJECT NUMBER	SPONSORING AGENCY	PRINCIPAL INVESTIGATOR / PROJECT DIRECTOR	PERSONNEL AND FRINGE BENEFITS	PROJECT DIRECT COST				PROJECT IDC AND FEES				EFFECTIVE INDIRECT COST RATE	CENTER
				SUPPLIES, CONTRACTUAL, GENERAL, & TRAVEL	EQUIPMENT	SUBCONTRACTS, CONSTRUCTION, TUITION & OTHER	TOTAL DIRECT COSTS	REIMBURSED INDIRECT COSTS	TOTAL SPECIAL FEES	TOTAL PROJECT COSTS			
Chemistry and Biochemistry													
380381	NATL SCIENCE FOUNDATION	BAYSE, C.	33,903	5,737	-	-	39,640	16,649	-	-	56,289	TRAD	
576452	VIRGINIA COMMONWEALTH UNIV.	BAYSE, C.	-	-	24	-	24	9	-	-	33	TRAD	
576453	VIRGINIA COMMONWEALTH UNIV.	BAYSE, C.	3,497	-	-	-	3,497	1,469	-	-	4,966	TRAD	
598051	COLLEGE OF WILLIAM AND MARY	BAYSE, C.	2,787	-	-	-	2,787	1,394	-	-	4,181	TRAD	
594853	* VA DEPT ENVIRON QUALITY	DONAT, J.	4,218	21	-	-	4,239	1,060	-	-	5,299	TRAD	
583041	VA DEPT ENVIRON QUALITY	DONAT, J.	2,042	-	-	28,123	30,165	5,568	-	-	35,733	TRAD	
594854	VA DEPT ENVIRON QUALITY	DONAT, J.	251,063	137,822	-	-	388,885	78,341	-	-	467,226	TRAD	
780971	JEFFRESS RESEARCH GRANTS PGM.	GREENE, L.	5,734	5,594	-	-	11,328	-	-	-	11,328	TRAD	
350591	NATL SCIENCE FOUNDATION	HATCHER, P.	-	-	8,494	-	8,494	-	-	-	8,494	TRAD	
373710	NATL SCIENCE FOUNDATION	HATCHER, P.	2,372	1,335	-	-	3,707	1,557	-	-	5,264	TRAD	
376161	NATL SCIENCE FOUNDATION	HATCHER, P.	65,266	2,654	-	-	67,920	28,526	-	-	96,446	TRAD	
382232	NATL SCIENCE FOUNDATION	HATCHER, P.	37,811	1,576	-	-	39,387	16,543	-	-	55,930	TRAD	
597981	NORTHAMPTON COUNTY, VA	HATCHER, P.	143,339	18,966	-	-	162,305	-	-	-	162,305	TRAD	
597982	NORTHAMPTON COUNTY, VA	HATCHER, P.	20,545	12,442	1,916	-	34,903	-	-	-	34,903	TRAD	
597983	NORTHAMPTON COUNTY, VA	HATCHER, P.	13,240	6,654	-	-	19,894	-	-	-	19,894	TRAD	
793161	AMER CHEM SOC PETROLEUM RF	HATCHER, P.	-	537	-	-	537	-	-	-	537	TRAD	
390031	NATL SCIENCE FOUNDATION	MAO, J.	18,392	10,371	4,360	-	33,123	14,382	-	-	47,505	TRAD	
390781	NATL SCIENCE FOUNDATION	MAO, J.	-	717	-	-	717	359	-	-	1,076	TRAD	
770081	AMERICAN CHEMICAL SOCIETY	MAO, J.	1,995	1,774	-	-	3,769	-	-	-	3,769	TRAD	
791011	JEFFRESS RESEARCH GRANTS PGM.	MAO, J.	7,718	665	-	-	8,383	-	-	-	8,383	TRAD	
390921	JEFFRESS RESEARCH GRANTS PGM.	MAZZER, P.	7,563	3,931	-	-	11,494	-	-	-	11,494	TRAD	
376661	NATL SCIENCE FOUNDATION	MOPPER, K.	18,227	1,280	3,260	-	22,767	9,753	-	-	32,520	TRAD	
351781	NATL SCIENCE FOUNDATION	STUBBINS, A.	42,487	19,956	-	-	62,443	26,226	-	-	88,669	TRAD	
351784	NATL SCIENCE FOUNDATION	XU, N.	46,314	22,739	9,057	-	84,755	29,002	-	-	113,757	TRAD	
353151	* US PUBLIC HEALTH SERVICE	XU, N.	18,511	2,283	-	-	20,794	5,199	-	-	25,993	TRAD	
353152	US PUBLIC HEALTH SERVICE	XU, N.	50,126	7,728	20,905	-	78,759	24,298	-	-	103,057	TRAD	
353153	US PUBLIC HEALTH SERVICE	XU, N.	-	2,152	-	-	2,152	904	-	-	3,056	TRAD	
			33,928	16,729	2,848	-	53,505	25,328	-	-	78,833	TRAD	
			831,078	283,663	42,346	-	1,200,373	286,567	-	-	1,486,940	23.87%	
Chemistry and Biochemistry - VCERC: Virginia Coastal Energy Research Consortium													
398071	US DEPT OF ENERGY	HATCHER, P.	92,409	2,373	-	-	94,782	47,391	-	-	142,173	VCERC	
580151	ODU	HATCHER, P.	-	639	-	(35)	604	268	-	-	872	VCERC	
584231	UNIVERSITY OF MAINE	HATCHER, P.	48,183	3,399	-	-	51,582	12,896	-	-	64,478	VCERC	
590011	ODU	HATCHER, P.	132,763	17,851	969	-	230,059	75,307	-	-	305,366	VCERC	
590012	ODU	HATCHER, P.	15,225	274	-	-	445,208	7,750	-	-	452,958	VCERC	
786682	* ACENT LABORATORIES.	HATCHER, P.	5,708	-	-	-	5,708	1,484	-	-	7,192	VCERC	
786682	* ACENT LABORATORIES.	STUBBINS, A.	5,708	-	-	-	5,708	1,484	-	-	7,192	VCERC	
			299,996	24,536	969	-	833,651	146,580	-	-	980,231	17.58%	

**SCHEDULE 4**  
**OLD DOMINION UNIVERSITY RESEARCH FOUNDATION**  
**SPONSORED PROGRAM ACTIVITY BY INDIVIDUAL PROJECT**  
(MEASURED BY EXPENDITURES INCURRED)  
**FOR FISCAL YEAR 2010**

PROJECT NUMBER	SPONSORING AGENCY	PRINCIPAL INVESTIGATOR / PROJECT DIRECTOR	PERSONNEL AND FRINGE BENEFITS	PROJECT DIRECT COST				PROJECT IDC AND FEES			EFFECTIVE INDIRECT COST RATE	CENTER
				SUPPLIES, CONTRACTUAL, GENERAL, & TRAVEL	EQUIPMENT	SUBCONTRACTS, CONSTRUCTION, TUITION & OTHER	TOTAL DIRECT COSTS	REIMBURSED INDIRECT COSTS	TOTAL SPECIAL FEES	TOTAL PROJECT COSTS		
583047	Mathematics and Statistics	CHAGANTY, R.	-	-	-	863	863	19	-	-	882	TRAD
594855	VA DEPT ENVIRON QUALITY	CHAGANTY, R.	29,868	-	-	31,814	31,814	713	-	-	32,527	TRAD
593501	* ODU	DIWARA, N.	2,612	875	714	4,801	4,801	-	-	-	4,801	TRAD
397561	* US DEPT OF EDUCATION	DORREPAAL, J.	436	201	-	219	856	66	-	-	922	TRAD
582391	* ODU	DOVIK, S.	1,608	17	-	1,657	3,282	130	-	-	3,412	TRAD
584401	* ODU	DOVIK, S.	8,696	1,125	-	16,713	26,534	1,266	-	-	27,800	TRAD
595401	* ODU	DOVIK, S.	8,154	1,770	-	13,301	23,225	1,856	-	-	25,081	TRAD
382611	NATL SCIENCE FOUNDATION	HU, F.	27,943	3,838	-	31,781	31,781	13,348	-	-	45,129	TRAD
796691	OHIO AEROSPACE INSTITUTE	HU, F.	14,425	1,836	-	22,000	38,261	19,131	-	-	57,392	TRAD
786841	* SCIENCE SYSTEMS & APPLICATIONS	LIAO, W.	1,016	-	-	21	1,037	436	-	-	1,473	TRAD
297291	AIR FORCE OFFICE SCI RES	LUO, L.	-	15,000	-	-	15,000	-	-	-	15,000	TRAD
387021	NATL SCIENCE FOUNDATION	LUO, L.	11,124	-	-	11,124	11,124	4,672	-	-	15,796	TRAD
503921	* ODU	LUO, L.	25,156	-	-	25,156	25,156	-	-	-	25,156	TRAD
547031	* TEXAS ENGR EXPERIMENT STATION	LUO, L.	20,503	-	-	20,503	20,503	8,612	-	-	29,115	TRAD
547031	* TEXAS ENGR EXPERIMENT STATION	LUO, L.	20,503	-	-	20,503	20,503	8,611	-	-	29,114	CCS
786841	* SCIENCE SYSTEMS & APPLICATIONS	LUO, L.	1,047	-	-	22	1,069	448	-	-	1,517	TRAD
201761	* OFFICE OF NAVAL RESEARCH	NAIK, D.	6,283	33	691	7,007	7,007	3,244	-	-	10,251	TRAD
273871	* OFFICE OF NAVAL RESEARCH	NAIK, D.	5,838	480	938	7,364	7,364	2,699	-	-	10,063	TRAD
786841	* SCIENCE SYSTEMS & APPLICATIONS	PENG, Y.	1,016	-	-	21	1,037	436	-	-	1,473	TRAD
503921	* ODU	PENG, YAN	25,156	-	-	25,156	25,156	-	-	-	25,156	TRAD
164851	NASA-LANGLEY RESEARCH CENTER	TWEED, J.	100,340	550	-	100,890	100,890	26,231	-	-	127,121	TRAD
192461	NASA-LANGLEY RESEARCH CENTER	TWEED, J.	183,917	1,606	-	185,523	185,523	48,236	-	-	233,759	TRAD
197571	NASA-LANGLEY RESEARCH CENTER	TWEED, J.	-	2,124	-	22,461	24,585	-	-	-	24,585	TRAD
594972	ODU	WANG, J.	599	-	-	599	599	-	-	-	599	TRAD
782961	* MARYMOUNT UNIVERSITY	WANG, J.	6,853	-	-	6,853	6,853	2,878	-	-	9,731	TRAD
795161	JEFFRESS RESEARCH GRANTS PGM.	WANG, J.	6,512	927	4,988	12,437	12,437	-	-	-	12,437	TRAD
392781	NATL SCIENCE FOUNDATION	ZHOU, R.	17,366	2,413	2,237	22,016	22,016	9,890	-	-	31,906	TRAD
			526,971	34,741	9,578	77,986	649,276	152,922	-	-	802,198	23.55%

**SCHEDULE 4**  
**OLD DOMINION UNIVERSITY RESEARCH FOUNDATION**  
**SPONSORED PROGRAM ACTIVITY BY INDIVIDUAL PROJECT**  
 (MEASURED BY EXPENDITURES INCURRED)  
**FOR FISCAL YEAR 2010**

PROJECT NUMBER	SPONSORING AGENCY	PRINCIPAL INVESTIGATOR / PROJECT DIRECTOR	PERSONNEL AND FRINGE BENEFITS	PROJECT DIRECT COST				PROJECT IDC AND FEES			EFFECTIVE INDIRECT COST RATE	CENTER
				SUPPLIES, CONTRACTUAL, & GENERAL, & TRAVEL	EQUIPMENT	SUBCONTRACTS, CONSTRUCTION, TUITION & OTHER	TOTAL DIRECT COSTS	REIMBURSED INDIRECT COSTS	TOTAL SPECIAL FEES	TOTAL PROJECT COSTS		
387241	Ocean, Earth and Atmospheric Sciences	BISCHOF, J.	1,975	1,881	-	-	3,856	1,620	-	5,476	TRAD	
260661	* NATL SCIENCE FOUNDATION	BOCHDANSKY, A.	987	4,181	-	-	5,168	1,344	-	6,512	TRAD	
384321	NATL SCIENCE FOUNDATION	BOCHDANSKY, A.	78,023	18,310	4,372	-	100,705	40,460	-	141,165	TRAD	
373651	NATL SCIENCE FOUNDATION	BURDIGE, D.	29,008	2,441	-	-	31,449	13,209	-	44,658	TRAD	
384331	NATL SCIENCE FOUNDATION	BURDIGE, D.	26,040	1,107	-	-	27,147	11,402	-	38,549	TRAD	
331111	NATL SCIENCE FOUNDATION	CUTTER, G.	-	851	-	-	851	357	-	1,208	TRAD	
382192	NATL SCIENCE FOUNDATION	CUTTER, G.	6,253	-	-	-	6,253	2,626	-	8,879	TRAD	
370631	NATL SCIENCE FOUNDATION	CUTTER, G.	20,832	17,497	1,554	-	39,883	16,098	-	55,981	TRAD	
372021	NATL SCIENCE FOUNDATION	CUTTER, G.	-	-	1,642	-	1,642	-	-	1,642	TRAD	
393441	NATL SCIENCE FOUNDATION	CUTTER, G.	7,044	783	-	-	7,827	3,919	-	11,746	TRAD	
394621	NATL SCIENCE FOUNDATION	CUTTER, G.	17,171	116	9,099	-	26,386	8,644	-	35,030	TRAD	
394631	NATL SCIENCE FOUNDATION	CUTTER, G.	1,633	7,594	3,906	-	13,133	4,613	-	17,746	TRAD	
553511	STATE UNIVERSITY OF NY	CUTTER, G.	63,854	5,362	-	-	69,216	29,071	-	98,287	TRAD	
701871	* OAK RIDGE ASSOCIATED UNIVERSIT	CUTTER, G.	10,185	-	-	-	10,185	5,093	-	15,278	TRAD	
702771	* OAK RIDGE ASSOCIATED UNIVERSIT	CUTTER, G.	3,647	-	966	-	4,613	1,823	-	6,436	TRAD	
745251	HAMPTON UNIVERSITY	CUTTER, G.	4,582	2,883	-	-	7,465	3,307	-	10,772	TRAD	
362191	NATL SCIENCE FOUNDATION	DARBY, D.	28,988	4,249	-	-	33,237	13,960	-	47,197	TRAD	
362901	NATL SCIENCE FOUNDATION	DARBY, D.	3,423	(63)	-	-	3,360	1,709	-	5,069	TRAD	
387241	* NATL SCIENCE FOUNDATION	DARBY, D.	37,525	35,737	-	-	73,262	30,770	-	104,032	TRAD	
393211	NATL SCIENCE FOUNDATION	DOBBS, F.	14,869	18,896	5,108	-	38,873	16,883	-	55,756	TRAD	
594971	ODU	DOBBS, F.	14,576	21,573	-	-	36,149	-	-	36,149	TRAD	
776231	NORTHEAST-MIDWEST INSTITUTE	DOBBS, F.	10,488	11,057	1,022	-	22,567	(2,120)	-	20,447	TRAD	
796181	* SEA KNIGHT CORPORATION	DOBBS, F.	9,642	34	-	-	9,676	484	-	10,160	TRAD	
394431	* NATL SCIENCE FOUNDATION	GARGETT, A.	8,352	832	-	-	9,184	4,592	-	13,776	TRAD	
395911	NATL SCIENCE FOUNDATION	GEORGEN, J.	28,855	6,447	-	-	35,302	21,889	-	57,191	TRAD	
353111	NATL SCIENCE FOUNDATION	JONES, C.	36,538	10,021	-	24,167	70,726	19,555	-	90,281	TRAD	
353951	NATL OCEANIC/ATMOS ADMIN	JONES, C.	51,748	11,030	-	-	62,778	18,834	-	81,612	TRAD	
500471	VA MARINE RESOURCES COMM	JONES, C.	142,462	6,561	-	-	149,023	41,256	-	190,279	TRAD	
565431	VA INST OF MARINE SCIENCE	JONES, C.	19,255	10,948	-	-	30,203	12,685	-	42,888	TRAD	
565631	VA INST OF MARINE SCIENCE	JONES, C.	33,342	7,573	-	-	40,915	11,996	-	52,911	TRAD	
576321	VA MARINE RESOURCES COMM	JONES, C.	14,064	6,175	-	-	20,239	5,060	-	25,299	TRAD	
590041	VA MARINE RESOURCES COMM	JONES, C.	52,334	9,637	-	-	61,971	15,493	-	77,464	TRAD	
586721	* VA INST OF MARINE SCIENCE	MCCONAUGHA, J.	21,395	3,774	-	-	25,169	9,863	-	35,032	TRAD	
586722	* VA INST OF MARINE SCIENCE	MCCONAUGHA, J.	7,324	465	-	-	7,789	3,271	-	11,060	TRAD	
186011	NASA-GODDARD SPACEFLIGHT CNTR	MULHOLLAND, M.	39,427	31,047	-	-	70,474	29,599	-	100,073	TRAD	
370321	NATL SCIENCE FOUNDATION	MULHOLLAND, M.	27,155	2,430	-	-	29,585	12,426	-	42,011	TRAD	
373711	NATL SCIENCE FOUNDATION	MULHOLLAND, M.	36,121	6,703	-	-	42,824	17,986	-	60,810	TRAD	
381231	NATL SCIENCE FOUNDATION	MULHOLLAND, M.	35,488	1,623	-	-	37,111	15,587	-	52,698	TRAD	
562491	FL FISH WILDLIFE CONSERV COMM	MULHOLLAND, M.	74,425	17,232	-	-	91,657	38,496	-	130,153	TRAD	
575781	UNIV OF SOUTH FLORIDA	MULHOLLAND, M.	47,346	(1,339)	-	-	46,007	4,601	-	50,608	TRAD	
583861	* VA MILITARY INSTITUTE	MULHOLLAND, M.	-	-	-	911	911	237	-	1,148	TRAD	
586401	VA INST OF MARINE SCIENCE	MULHOLLAND, M.	12,794	2,108	-	-	14,902	1,525	-	16,427	TRAD	
586402	VA INST OF MARINE SCIENCE	MULHOLLAND, M.	8,801	-	-	-	8,801	440	-	9,241	TRAD	

**SCHEDULE 4**  
**OLD DOMINION UNIVERSITY RESEARCH FOUNDATION**  
**SPONSORED PROGRAM ACTIVITY BY INDIVIDUAL PROJECT**  
(MEASURED BY EXPENDITURES INCURRED)  
**FOR FISCAL YEAR 2010**

PROJECT NUMBER	SPONSORING AGENCY	PRINCIPAL INVESTIGATOR / PROJECT DIRECTOR	PERSONNEL AND FRINGE BENEFITS	PROJECT DIRECT COST				PROJECT IDC AND FEES			EFFECTIVE INDIRECT COST RATE	CENTER
				SUPPLIES, CONTRACTUAL, GENERAL, & TRAVEL	EQUIPMENT	SUBCONTRACTS, CONSTRUCTION, TUITION & OTHER	TOTAL DIRECT COSTS	REIMBURSED INDIRECT COSTS	TOTAL SPECIAL FEES	TOTAL PROJECT COSTS		
133761	NASA-GODDARD SPACEFLIGHT CNTR	NOFFKE, N.	-	781	-	-	781	328	-	-	1,109	TRAD
394921	NATL SCIENCE FOUNDATION	NOFFKE, N.	8,223	-	-	-	8,223	2,138	-	-	10,361	TRAD
562641	UNIVERSITY OF VIRGINIA	OERTEL, G.	7,814	-	-	-	7,814	2,032	-	-	9,846	TRAD
394351	NATL SCIENCE FOUNDATION	SEDWICK, P.	33,169	3,448	-	-	36,617	18,309	-	-	54,926	TRAD
394361	NATL SCIENCE FOUNDATION	SEDWICK, P.	37,678	3,993	-	-	41,671	20,836	-	-	62,507	TRAD
394481	NATL SCIENCE FOUNDATION	SEDWICK, P.	10,842	5,527	6,333	-	22,702	8,184	-	-	30,886	TRAD
702771	* OAK RIDGE ASSOCIATED UNIVERST	SEDWICK, P.	3,646	967	-	-	4,613	1,824	-	-	6,437	TRAD
585981	VA TECH	WHITTECAR, R.	37,928	7,693	-	-	45,621	15,967	-	-	61,588	TRAD
711991	WEANACK LAND LTD	WHITTECAR, R.	5,292	486	-	-	5,778	1,444	-	-	7,222	TRAD
363741	NATL SCIENCE FOUNDATION	ZIMMERMAN, R.	21,884	5,722	-	-	27,606	11,594	-	-	39,200	TRAD
397561	* US DEPT OF EDUCATION	ZIMMERMAN, R.	436	201	-	219	856	66	-	-	922	TRAD
564161	UNIV OF CALIFORNIA	ZIMMERMAN, R.	23,850	3,863	-	-	27,713	11,640	-	-	39,353	TRAD
701741	* SCIENCE SYSTEMS & APPLICATIONS	ZIMMERMAN, R.	10,408	2,397	3,929	-	16,734	5,840	-	-	22,574	TRAD
705561	* FL ENVIRONMENTAL RESEARCH INST	ZIMMERMAN, R.	5,290	5,620	-	12	10,922	5,455	-	-	16,377	TRAD
790171	SCIENCE APPLICATIONS INTL CORP	ZIMMERMAN, R.	15,595	3,206	-	15,123	33,924	10,701	-	-	44,625	TRAD
790172	SCIENCE APPLICATIONS INTL CORP	ZIMMERMAN, R.	-	-	9,500	-	9,500	-	-	-	9,500	TRAD
			1,310,026	330,703	48,398	40,432	1,729,559	607,021	-	-	2,336,580	
	Ocean, Earth and Atmospheric Sciences - SSRP											
334541	NATL SCIENCE FOUNDATION	ASHFORD, J.	-	-	-	91	91	-	-	-	91	SSRP
376721	NATL SCIENCE FOUNDATION	ASHFORD, J.	50,127	450	-	-	50,577	21,242	-	-	71,819	SSRP
782431	CHILEAN FISHING DEVELOP INST	ASHFORD, J.	-	3,274	-	5,165	8,439	2,340	-	-	10,779	SSRP
580451	UNIVERSITY OF WASHINGTON	HILL, V.	33,745	-	-	-	33,745	14,173	-	-	47,918	SSRP
701741	* SCIENCE SYSTEMS & APPLICATIONS	HILL, V.	10,409	2,396	3,928	-	16,733	5,840	-	-	22,573	SSRP
701991	CONSORTIUM FOR OCEAN RES/EDU	HILL, V.	-	6,510	-	-	6,510	-	-	-	6,510	SSRP
705561	* FL ENVIRONMENTAL RESEARCH INST	HILL, V.	5,291	5,619	-	11	10,921	5,455	-	-	16,376	SSRP
774571	CHESAPEAKE RES CONSORTIUM	SMITH, E.	15,008	2,312	-	-	17,320	7,274	-	-	24,594	SSRP
			114,580	20,561	3,928	5,267	144,336	56,324	-	-	200,660	
												39.02%

**SCHEDULE 4**  
**OLD DOMINION UNIVERSITY RESEARCH FOUNDATION**  
**SPONSORED PROGRAM ACTIVITY BY INDIVIDUAL PROJECT**  
 (MEASURED BY EXPENDITURES INCURRED)  
**FOR FISCAL YEAR 2010**

PROJECT NUMBER	SPONSORING AGENCY	PRINCIPAL INVESTIGATOR / PROJECT DIRECTOR	PERSONNEL AND FRINGE BENEFITS	PROJECT DIRECT COST				PROJECT IDC AND FEES			EFFECTIVE INDIRECT COST RATE	CENTER
				SUPPLIES, CONTRACTUAL, GENERAL, & TRAVEL	EQUIPMENT	SUBCONTRACTS, CONSTRUCTION, TUITION & OTHER	TOTAL DIRECT COSTS	REIMBURSED INDIRECT COSTS	TOTAL SPECIAL FEES	TOTAL PROJECT COSTS		
395281	NATL SCIENCE FOUNDATION	ATKINSON, L.	3,273	5,089	-	-	8,362	-	-	-	8,362	TRAD
574941	STATE UNIVERSITY OF NEW JERSEY	ATKINSON, L.	76,160	8,293	-	-	84,453	35,470	-	-	119,923	TRAD
763381	HISPANIC PERUVIAN CO-OP FUND	ATKINSON, L.	7,624	25,069	-	-	32,693	-	-	-	32,693	TRAD
795871	* PRINCETON UNIVERSITY	ATKINSON, L.	24,421	-	-	-	24,421	12,211	-	-	36,632	TRAD
700601	LEIBNIZ INSTITUTE - MARINE SCI	CUTTER, G.	8,352	186	-	-	8,538	-	-	-	8,538	TRAD
300161	* NATL SCIENCE FOUNDATION	DINNIMAN, M.	4,219	-	-	-	4,219	1,772	-	-	5,991	TRAD
386461	* NATL SCIENCE FOUNDATION	DINNIMAN, M.	11,344	812	-	-	12,156	5,105	-	-	17,261	TRAD
394241	* NATL SCIENCE FOUNDATION	DINNIMAN, M.	10,183	1,014	-	-	11,197	5,598	-	-	16,795	TRAD
793171	* EARTH AND SPACE RESEARCH	DINNIMAN, M.	10,545	-	2,000	-	12,545	4,429	-	-	16,974	TRAD
381081	NATL OCEANIC/ATMOS ADMIN	EZER, T.	7,171	855	-	99	8,125	3,412	-	-	11,537	TRAD
381461	NATL OCEANIC/ATMOS ADMIN	EZER, T.	6,870	3,846	-	-	10,716	4,501	-	-	15,217	TRAD
780141	PRINCETON UNIVERSITY	EZER, T.	2,098	-	-	-	2,098	881	-	-	2,979	TRAD
795871	* PRINCETON UNIVERSITY	EZER, T.	24,422	-	-	-	24,422	12,211	-	-	36,633	TRAD
362751	NATL SCIENCE FOUNDATION	GROSCH, C.	28,778	-	-	-	28,778	12,087	-	-	40,865	TRAD
363811	NATL SCIENCE FOUNDATION	GROSCH, C.	-	-	-	133,108	133,108	15,648	-	-	148,756	TRAD
394431	* NATL SCIENCE FOUNDATION	GROSCH, C.	8,353	832	-	-	9,185	4,592	-	-	13,777	TRAD
785661	FARALLON INSTITUTE	GROSCH, C.	6,747	-	-	-	6,747	-	-	-	6,747	TRAD
300161	* NATL SCIENCE FOUNDATION	HOFMANN, E.	4,347	-	-	-	4,347	1,826	-	-	6,173	TRAD
352881	NATL SCIENCE FOUNDATION	HOFMANN, E.	5,163	2,704	-	-	7,867	3,304	-	-	11,171	TRAD
352891	* NATL SCIENCE FOUNDATION	HOFMANN, E.	6,677	507	-	-	7,184	3,017	-	-	10,201	TRAD
352961	NATL SCIENCE FOUNDATION	HOFMANN, E.	15,477	1,135	-	-	16,612	6,977	-	-	23,589	TRAD
363051	* NATL SCIENCE FOUNDATION	HOFMANN, E.	9,799	4,313	-	-	14,112	5,927	-	-	20,039	TRAD
382981	NATL SCIENCE FOUNDATION	HOFMANN, E.	52,608	6,540	-	-	59,148	24,842	-	-	83,990	TRAD
386461	* NATL SCIENCE FOUNDATION	HOFMANN, E.	11,687	837	-	-	12,524	5,261	-	-	17,785	TRAD
390451	NATL SCIENCE FOUNDATION	HOFMANN, E.	-	-	-	5,187	5,187	-	-	-	5,187	TRAD
392161	* NATL OCEANIC/ATMOS ADMIN	HOFMANN, E.	6,179	5,093	-	1,043	12,315	3,079	-	-	15,394	TRAD
392751	* NATL SCIENCE FOUNDATION	HOFMANN, E.	2,068	515	-	-	2,583	1,292	-	-	3,875	TRAD
542071	* UNIV OF SOUTHERN CALIFORNIA	HOFMANN, E.	5,745	83	-	-	5,828	2,448	-	-	8,276	TRAD
542561	* STATE UNIVERSITY OF NEW JERSEY	HOFMANN, E.	545	-	-	-	545	229	-	-	774	TRAD
545991	* UNIV OF CALIFORNIA	HOFMANN, E.	5,613	-	-	-	5,613	2,358	-	-	7,971	TRAD
565432	* VA INST OF MARINE SCIENCE	HOFMANN, E.	12,516	(55)	-	-	12,461	5,233	-	-	17,694	TRAD
572911	* STATE UNIVERSITY OF NEW JERSEY	HOFMANN, E.	1,224	-	-	394	1,618	162	-	-	1,780	TRAD
575591	VA INST OF MARINE SCIENCE	HOFMANN, E.	39,970	3,801	-	-	43,771	18,384	-	-	62,155	TRAD
786591	WOODS HOLE OCEANOGRAPHIC INST	HOFMANN, E.	-	55	-	-	55	23	-	-	78	TRAD



**SCHEDULE 4**  
**OLD DOMINION UNIVERSITY RESEARCH FOUNDATION**  
**SPONSORED PROGRAM ACTIVITY BY INDIVIDUAL PROJECT**  
(MEASURED BY EXPENDITURES INCURRED)  
**FOR FISCAL YEAR 2010**

PROJECT NUMBER	SPONSORING AGENCY	PRINCIPAL INVESTIGATOR / PROJECT DIRECTOR	PERSONNEL AND FRINGE BENEFITS	SUPPLIES, CONTRACTUAL, GENERAL, & TRAVEL	PROJECT DIRECT COST			PROJECT IDC AND FEES			EFFECTIVE INDIRECT COST RATE	CENTER
					EQUIPMENT	SUBCONTRACTS, CONSTRUCTION, TUITION & OTHER	TOTAL DIRECT COSTS	REIMBURSED INDIRECT COSTS	TOTAL SPECIAL FEES	TOTAL PROJECT COSTS		
300161	* NATL SCIENCE FOUNDATION	KLINCK, J.	4,219	-	-	4,219	-	1,772	-	5,991	TRAD	
352891	* NATL SCIENCE FOUNDATION	KLINCK, J.	6,677	506	7,183	-	3,017	10,200	-	20,038	TRAD	
363051	* NATL SCIENCE FOUNDATION	KLINCK, J.	9,798	4,313	14,111	-	5,927	17,261	-	15,394	TRAD	
386461	* NATL SCIENCE FOUNDATION	KLINCK, J.	11,344	812	12,156	-	5,105	3,078	-	3,875	TRAD	
392161	* NATL OCEANIC/ATMOS ADMIN	KLINCK, J.	6,179	5,093	1,044	-	1,291	5,599	-	8,275	TRAD	
392751	* NATL SCIENCE FOUNDATION	KLINCK, J.	2,068	516	2,584	-	2,447	773	-	7,970	TRAD	
394241	* NATL SCIENCE FOUNDATION	KLINCK, J.	10,183	1,014	11,197	-	229	2,357	-	17,694	TRAD	
542071	* UNIV OF SOUTHERN CALIFORNIA	KLINCK, J.	5,745	83	5,828	-	544	161	-	16,974	TRAD	
542561	* STATE UNIVERSITY OF NEW JERSEY	KLINCK, J.	544	-	544	-	4,429	18,545	-	18,600	TRAD	
545991	* UNIV OF CALIFORNIA	KLINCK, J.	5,613	-	5,613	-	267,670	-	-	1,060,131	TRAD	
565432	* VA INST OF MARINE SCIENCE	KLINCK, J.	12,516	(56)	12,460	-	5,234	7,970	-	33.78%	TRAD	
572911	* STATE UNIVERSITY OF NEW JERSEY	KLINCK, J.	1,225	-	393	-	1,779	-	-	-	TRAD	
793171	* EARTH AND SPACE RESEARCH	KLINCK, J.	10,545	-	2,000	-	4,429	16,974	-	-	TRAD	
384181	NATL SCIENCE FOUNDATION	SCULLY, M.	38,056	6,098	44,154	-	18,545	62,699	-	-	TRAD	
392201	NATL OCEANIC/ATMOS ADMIN	TULEYA, R.	9,713	2,687	12,400	-	6,200	18,600	-	-	TRAD	
			554,603	92,590	792,461	4,000	141,268	267,670	-	-	TRAD	

**SCHEDULE 4**  
**OLD DOMINION UNIVERSITY RESEARCH FOUNDATION**  
**SPONSORED PROGRAM ACTIVITY BY INDIVIDUAL PROJECT**  
(MEASURED BY EXPENDITURES INCURRED)  
**FOR FISCAL YEAR 2010**

PROJECT NUMBER	SPONSORING AGENCY	PRINCIPAL INVESTIGATOR / PROJECT DIRECTOR	PERSONNEL AND FRINGE BENEFITS	SUPPLIES, CONTRACTUAL, GENERAL, & TRAVEL	PROJECT DIRECT COST			PROJECT IDC AND FEES			EFFECTIVE INDIRECT COST RATE	CENTER
					EQUIPMENT	SUBCONTRACTS, CONSTRUCTION, TUITION & OTHER	TOTAL DIRECT COSTS	REIMBURSED INDIRECT COSTS	TOTAL SPECIAL FEES	TOTAL PROJECT COSTS		
785121	MYMIC LLC	BLISS, J.	935	-	-	-	47	982	412	-	1,394	TRAD
786471	ADV ANTI-TERROR TECHNOLOGIES	BLISS, J.	78,375	4,884	-	-	-	83,259	34,969	-	118,228	TRAD
796251	ADV ANTI-TERROR TECHNOLOGIES	BLISS, J.	-	976	-	943	-	1,919	960	-	2,879	TRAD
341961	* NATL SCIENCE FOUNDATION	DAVIS, D.	743	-	-	-	-	743	312	-	1,055	TRAD
341962	NATL SCIENCE FOUNDATION	DAVIS, D.	852	-	-	-	-	852	213	-	1,065	TRAD
390181	* US PUBLIC HEALTH SERVICE	HENSON, J.	5,797	44	-	-	-	5,841	2,920	-	8,761	TRAD
796401	SYRACUSE UNIVERSITY	HENSON, J.	5,817	998	-	-	-	6,815	3,408	-	10,223	TRAD
797621	SYRACUSE UNIVERSITY	HENSON, J.	10,088	1,503	-	-	-	11,591	5,795	-	17,386	TRAD
390181	* US PUBLIC HEALTH SERVICE	KELLEY, M.	52,177	391	-	-	-	52,568	26,285	-	78,853	TRAD
396311	* US PUBLIC HEALTH SERVICE	KELLEY, M.	19,568	3,266	-	2,812	-	25,646	11,974	-	37,620	TRAD
571451	UNIVERSITY OF ROCHESTER	KELLEY, M.	212	-	-	-	-	212	89	-	301	TRAD
572801	UNIVERSITY OF ROCHESTER	KELLEY, M.	12,837	-	-	-	-	12,837	5,392	-	18,229	TRAD
590261	HAMPTON NEWPORT NEWS COMMUNITY	LEWIS, R.	-	-	-	-	-	-	-	-	-	TRAD
590271	VA DEPARTMENT OF HEALTH	LEWIS, R.	-	-	-	-	-	-	-	-	-	TRAD
795861	VIRGINIA ACADEMY OF SCIENCE	MADHAVAN, P.	-	1,190	-	-	-	1,190	-	-	1,190	TRAD
700121	* ADV ANTI-TERROR TECHNOLOGIES	MADHAVAN, P.	1,633	-	-	567	-	2,200	1,100	-	3,300	TRAD
395151	* NATL SCIENCE FOUNDATION	MAJOR, D.	20,786	2,146	-	-	-	22,932	11,466	-	34,398	TRAD
593971	ODU	MAJOR, D.	-	541	-	-	-	541	-	-	541	TRAD
341961	* NATL SCIENCE FOUNDATION	MAJOR, D.	721	-	-	-	-	721	303	-	1,024	TRAD
395151	* NATL SCIENCE FOUNDATION	ORVIS, K.	20,787	2,145	-	-	-	22,932	11,466	-	34,398	TRAD
504371	ODU	PORTER, B.	14,275	10,238	-	-	-	24,513	2,451	-	26,964	TRAD
580091	EASTERN VIRGINIA MED. SCHOOL	PORTER, B.	6,044	-	-	2	-	6,046	604	-	6,650	TRAD
585021	VA DMV	PORTER, B.	35,630	6,923	-	-	-	42,553	4,255	-	46,808	TRAD
595961	VA DMV	PORTER, B.	72,815	25,771	-	-	-	98,586	9,859	-	108,445	TRAD
596681	ODU	PORTER, B.	8,915	604	-	23,908	-	33,427	3,343	-	36,770	TRAD
341961	* NATL SCIENCE FOUNDATION	SANCHEZ, J.	721	-	-	-	-	721	303	-	1,024	TRAD
571571	* EASTERN VIRGINIA MED. SCHOOL	SCERBO, M.	18,351	3,810	4,136	-	-	26,297	9,308	-	35,605	TRAD
586711	* HAMPTON ROADS PARTNERSHIP	SCERBO, M.	(3)	-	-	-	-	(3)	-	-	(3)	TRAD
594491	* EASTERN VIRGINIA MED. SCHOOL	SCERBO, M.	23,019	990	-	-	-	24,009	6,242	-	30,251	TRAD
595831	* ODU	SCERBO, M.	3,134	295	933	6	-	4,368	-	-	4,368	TRAD
792221	SIMQUEST, LLC	SCERBO, M.	724	359	-	2,385	-	3,468	541	-	4,009	TRAD
793301	AXIOM RESOURCE MANAGEMENT INC	SCERBO, M.	4,015	-	-	-	-	4,015	1,044	-	5,059	TRAD
			418,968	67,074	5,069	30,670	-	521,781	155,014	-	676,795	29.71%
594491	Psychology - VMASC : Virginia Modeling & Simulation Center	SCERBO, M.	23,718	1,020	-	-	-	24,738	6,432	-	31,170	VMASC
	* EASTERN VIRGINIA MED. SCHOOL		23,718	1,020	-	-	-	24,738	6,432	-	31,170	26.00%

**SCHEDULE 4**  
**OLD DOMINION UNIVERSITY RESEARCH FOUNDATION**  
**SPONSORED PROGRAM ACTIVITY BY INDIVIDUAL PROJECT**  
(MEASURED BY EXPENDITURES INCURRED)  
**FOR FISCAL YEAR 2010**

PROJECT NUMBER	SPONSORING AGENCY	PRINCIPAL INVESTIGATOR / PROJECT DIRECTOR	PERSONNEL AND FRINGE BENEFITS	PROJECT DIRECT COST			PROJECT IDC AND FEES			EFFECTIVE INDIRECT COST RATE	CENTER
				SUPPLIES, CONTRACTUAL, GENERAL, & TRAVEL	EQUIPMENT	SUBCONTRACTS, CONSTRUCTION, TUITION & OTHER	TOTAL DIRECT COSTS	REIMBURSED INDIRECT COSTS	TOTAL SPECIAL FEES		
350312	* US DEPT OF ENERGY	AMARIAN, M.	614	-	-	-	683	287	-	970	TRAD
350313	* US DEPT OF ENERGY	AMARIAN, M.	80,987	3,666	6,173	-	90,826	35,554	-	126,380	TRAD
385441	* NATL SCIENCE FOUNDATION	ARETI, H.	-	-	-	40,759	40,759	6,919	-	47,678	TRAD
370661	* US DEPT OF ENERGY	BALITSKY, I.	(2,298)	6	-	-	(2,292)	(896)	-	(3,188)	TRAD
370662	* US DEPT OF ENERGY	BALITSKY, I.	17,831	1,426	985	3,143	23,385	9,629	-	33,014	TRAD
300701	* NATL SCIENCE FOUNDATION	BUELTMANN, S.	1,613	338	26,914	-	28,865	976	-	29,841	TRAD
350312	* US DEPT OF ENERGY	BUELTMANN, S.	614	69	-	-	683	288	-	971	TRAD
350313	* US DEPT OF ENERGY	BUELTMANN, S.	80,987	3,666	6,173	-	90,826	35,554	-	126,380	TRAD
785901	* MITTAL STEEL USA	COOK, D.	13,827	-	-	-	13,827	3,595	-	17,422	TRAD
396741	US DEPT OF ENERGY	DELAYEN, J.	9,735	-	-	-	9,735	4,867	-	14,602	TRAD
386171	NATL SCIENCE FOUNDATION	DEPAOR, D.	24,839	5,582	-	-	30,421	12,777	-	43,198	TRAD
394161	NATL SCIENCE FOUNDATION	DEPAOR, D.	4,872	3,019	-	-	7,891	4,588	-	12,479	TRAD
350312	* US DEPT OF ENERGY	DODGE, G.	615	69	-	-	684	287	-	971	TRAD
350313	* US DEPT OF ENERGY	DODGE, G.	81,035	3,668	6,177	-	90,880	35,576	-	126,456	TRAD
385441	* NATL SCIENCE FOUNDATION	DODGE, G.	-	-	-	13,586	13,586	2,306	-	15,892	TRAD
370661	* US DEPT OF ENERGY	DUDEK, J.	(2,298)	6	-	-	(2,292)	(896)	-	(3,188)	TRAD
370662	* US DEPT OF ENERGY	DUDEK, J.	17,830	1,427	985	3,144	23,386	9,628	-	33,014	TRAD
796121	MUONS, INC.	GODUNOV, A.	20,946	-	-	-	20,946	5,446	-	26,392	TRAD
371471	NATL SCIENCE FOUNDATION	HAVEY, M.	49,318	5,284	-	-	54,602	22,933	-	77,535	TRAD
360721	JEFFERSON SCIENCE ASSOCIATES	HOOKS, W.	380,508	-	-	-	380,508	-	-	380,508	TRAD
360722	JEFFERSON SCIENCE ASSOCIATES	HOOKS, W.	95,265	-	-	-	95,265	-	-	95,265	TRAD
361161	JEFFERSON SCIENCE ASSOCIATES	HOOKS, W.	234,858	11,758	-	-	246,616	-	-	246,616	TRAD
361162	JEFFERSON SCIENCE ASSOCIATES	HOOKS, W.	8,623	-	-	-	8,623	-	-	8,623	TRAD
350312	* US DEPT OF ENERGY	HYDE-WRIGHT, C.	615	69	-	-	684	287	-	971	TRAD
350313	* US DEPT OF ENERGY	HYDE-WRIGHT, C.	81,035	3,668	6,177	-	90,880	35,576	-	126,456	TRAD
791921	MUONS, INC.	KRAFFT, G.	48,871	820	-	-	49,691	12,920	-	62,611	TRAD
300701	* NATL SCIENCE FOUNDATION	KUHN, S.	1,613	338	26,914	-	28,865	975	-	29,840	TRAD
350312	* US DEPT OF ENERGY	KUHN, S.	614	70	-	-	684	287	-	971	TRAD
350313	* US DEPT OF ENERGY	KUHN, S.	81,035	3,669	6,177	-	90,881	35,575	-	126,456	TRAD
370661	* US DEPT OF ENERGY	RADYUSHKIN, A.	(2,298)	7	-	-	(2,291)	(896)	-	(3,187)	TRAD
370662	* US DEPT OF ENERGY	RADYUSHKIN, A.	17,831	1,426	985	3,143	23,385	9,629	-	33,014	TRAD
370661	* US DEPT OF ENERGY	SCHIAVILLA, R.	(2,298)	6	-	-	(2,292)	(895)	-	(3,187)	TRAD
370662	* US DEPT OF ENERGY	SCHIAVILLA, R.	17,830	1,427	985	3,143	23,385	9,628	-	33,013	TRAD
391441	NATL SCIENCE FOUNDATION	SUKENIK, C.	19,572	6,479	-	-	26,051	13,026	-	39,077	TRAD
350312	* US DEPT OF ENERGY	ULMER, P.	615	69	-	-	684	287	-	971	TRAD
370661	* US DEPT OF ENERGY	VAN ORDEN, J.	(2,298)	6	-	-	(2,292)	(895)	-	(3,187)	TRAD
370662	* US DEPT OF ENERGY	VAN ORDEN, J.	17,830	1,427	985	3,143	23,385	9,628	-	33,013	TRAD
176071	NASA-LANGLEY RESEARCH CENTER	VUSKOVIC, L.	14,024	291	-	-	14,315	3,722	-	18,037	TRAD
182001	NASA-MARSHALL SPACEFLIGHT CNTR	VUSKOVIC, L.	-	550	-	-	6,192	-	-	6,192	TRAD
751074	NATL INST AEROSPACE ASSOC	VUSKOVIC, L.	4,493	3,966	-	-	8,459	2,199	-	10,658	TRAD
751079	NATL INST AEROSPACE ASSOC	VUSKOVIC, L.	19,176	229	-	-	19,405	5,045	-	24,450	TRAD
350312	* US DEPT OF ENERGY	WEINSTEIN, L.	625	70	-	-	695	292	-	987	TRAD
350313	* US DEPT OF ENERGY	WEINSTEIN, L.	81,035	3,669	6,177	-	90,881	35,575	-	126,456	TRAD
			1,520,241	68,309	95,807	75,703	1,760,060	361,383	-	2,121,443	20.53%
785901	Physics - Applied Research Center	COOK, D.	4,609	-	-	-	4,609	1,198	-	5,807	ARC
			4,609	-	-	-	4,609	1,198	-	5,807	25.95%

**SCHEDULE 4**  
**OLD DOMINION UNIVERSITY RESEARCH FOUNDATION**  
**SPONSORED PROGRAM ACTIVITY BY INDIVIDUAL PROJECT**  
(MEASURED BY EXPENDITURES INCURRED)  
**FOR FISCAL YEAR 2010**

PROJECT NUMBER	SPONSORING AGENCY	PRINCIPAL INVESTIGATOR / PROJECT DIRECTOR	PROJECT DIRECT COST				PROJECT IDC AND FEES				EFFECTIVE INDIRECT COST RATE	CENTER	
			PERSONNEL AND FRINGE BENEFITS	SUPPLIES, CONTRACTUAL, GENERAL, & TRAVEL	EQUIPMENT	SUBCONTRACTS, CONSTRUCTION, TUITION & OTHER	TOTAL DIRECT COSTS	REIMBURSED INDIRECT COSTS	TOTAL SPECIAL FEES	TOTAL PROJECT COSTS			
Computer Sciences													
564431	UNIVERSITY OF MINNESOTA	CROUCH, J.	14,870	616	-	-	15,486	6,504	-	21,990	-	21,990	TRAD
501143	NEW MEXICO STATE UNIVERSITY	HE, J.	46,718	100	-	-	46,818	23,409	-	70,227	-	70,227	TRAD
542101	ILLINOIS UNIVERSITY	LEVINSTEIN, I.	8,625	1,839	-	-	10,464	4,395	-	14,859	-	14,859	TRAD
547641	UNIV OF MEMPHIS	LEVINSTEIN, I.	-	2,923	-	217	217	-	-	217	-	217	TRAD
585631	UNIV OF MEMPHIS	LEVINSTEIN, I.	43,419	2,923	-	-	46,342	19,463	-	65,805	-	65,805	TRAD
371361	* DEFENSE TECH INFORMATION CTR	MALY, K.	13,453	-	-	1	13,454	3,498	-	16,952	-	16,952	TRAD
372391	* NATL SCIENCE FOUNDATION	MALY, K.	30,431	1,667	-	-	32,098	13,481	-	45,579	-	45,579	TRAD
372392	* NATL SCIENCE FOUNDATION	MALY, K.	3,121	-	-	-	3,121	780	-	3,901	-	3,901	TRAD
375701	* DEFENSE TECH INFORMATION CTR	MALY, K.	352	-	-	1	353	92	-	445	-	445	TRAD
395041	* DEFENSE TECH INFORMATION CTR	MALY, K.	21,723	-	-	-	21,723	5,648	-	27,371	-	27,371	TRAD
774451	PRENTICE HALL BUS PUBLISHING	MALY, K.	-	1,332	-	-	1,332	-	-	1,332	-	1,332	TRAD
774741	HOSPICE OF PALM BEACH COUNTY	MALY, K.	29,959	-	-	-	29,959	7,789	-	37,748	-	37,748	TRAD
775061	WELLIGENT, INC.	MALY, K.	1,445	-	-	-	1,445	376	-	1,821	-	1,821	TRAD
784011	RAYTHEON AIRCRAFT COMPANY	MALY, K.	42,986	-	-	-	42,986	11,176	-	54,162	-	54,162	TRAD
784683	* NATL INST AEROSPACE ASSOC	MUKKAMALA, R.	14,657	780	-	-	15,437	7,718	-	23,155	-	23,155	TRAD
305601	LIBRARY OF CONGRESS	NELSON, M.	25,193	4,277	-	271	29,741	14,735	-	44,476	-	44,476	TRAD
770161	NATL SCIENCE FOUNDATION	NELSON, M.	61,073	4,296	17,884	-	83,253	27,455	-	110,708	-	110,708	TRAD
775411	CACI, INC	NELSON, M.	54,612	12,965	-	50,000	117,577	-	-	117,577	-	117,577	TRAD
373021	* NATL SCIENCE FOUNDATION	OLARIU, S.	25,633	3,929	-	-	29,562	12,416	-	41,978	-	41,978	TRAD
373022	* NATL SCIENCE FOUNDATION	OLARIU, S.	922	-	-	-	922	230	-	1,152	-	1,152	TRAD
373211	NATL SCIENCE FOUNDATION	OLARIU, S.	25,179	2,800	-	-	27,979	11,751	-	39,730	-	39,730	TRAD
373212	NATL SCIENCE FOUNDATION	OLARIU, S.	765	-	-	-	765	191	-	956	-	956	TRAD
501142	NEW MEXICO STATE UNIVERSITY	RANJAN, D.	46,169	-	-	-	46,169	23,085	-	69,254	-	69,254	TRAD
372041	NATL SCIENCE FOUNDATION	WEIGLE, M.	22,873	1,991	4,000	20,538	49,402	10,443	-	59,845	-	59,845	TRAD
373021	* NATL SCIENCE FOUNDATION	WEIGLE, M.	25,633	3,929	-	-	29,562	12,416	-	41,978	-	41,978	TRAD
373022	* NATL SCIENCE FOUNDATION	WEIGLE, M.	921	-	-	-	921	231	-	1,152	-	1,152	TRAD
371361	* DEFENSE TECH INFORMATION CTR	ZEIL, S.	13,452	-	-	2	13,454	3,498	-	16,952	-	16,952	TRAD
375701	* DEFENSE TECH INFORMATION CTR	ZEIL, S.	341	-	-	1	342	89	-	431	-	431	TRAD
395041	* DEFENSE TECH INFORMATION CTR	ZEIL, S.	21,084	-	-	-	21,084	5,482	-	26,566	-	26,566	TRAD
371361	* DEFENSE TECH INFORMATION CTR	ZUBAIR, M.	13,860	-	-	1	13,861	3,604	-	17,465	-	17,465	TRAD
372391	* NATL SCIENCE FOUNDATION	ZUBAIR, M.	30,431	1,667	-	-	32,098	13,481	-	45,579	-	45,579	TRAD
372392	* NATL SCIENCE FOUNDATION	ZUBAIR, M.	3,121	-	-	-	3,121	780	-	3,901	-	3,901	TRAD
375701	* DEFENSE TECH INFORMATION CTR	ZUBAIR, M.	342	-	-	-	342	89	-	431	-	431	TRAD
395041	* DEFENSE TECH INFORMATION CTR	ZUBAIR, M.	21,084	-	-	-	21,084	5,482	-	26,566	-	26,566	TRAD
583046	VA DEPT ENVIRON QUALITY	ZUBAIR, M.	-	-	-	58	58	1	-	59	-	59	TRAD
594857	VA DEPT ENVIRON QUALITY	ZUBAIR, M.	25,842	-	-	-	25,842	579	-	26,421	-	26,421	TRAD
<b>TOTAL SCIENCES</b>			690,289	45,111	21,884	71,090	828,374	250,367	-	1,078,741	-	1,078,741	30.22%
			\$ 7,440,357	\$ 1,326,645	\$ 306,896	\$ 1,398,857	\$ 10,472,755	\$ 2,605,248	\$ -	\$ 13,078,003	\$ -	\$ 13,078,003	24.85%

**SCHEDULE 4**  
**OLD DOMINION UNIVERSITY RESEARCH FOUNDATION**  
**SPONSORED PROGRAM ACTIVITY BY INDIVIDUAL PROJECT**  
(MEASURED BY EXPENDITURES INCURRED)  
**FOR FISCAL YEAR 2010**

PROJECT NUMBER	SPONSORING AGENCY	PRINCIPAL INVESTIGATOR / PROJECT DIRECTOR	PROJECT DIRECT COST				PROJECT IDC AND FEES				EFFECTIVE INDIRECT COST RATE	CENTER		
			PERSONNEL AND FRINGE BENEFITS	SUPPLIES, CONTRACTUAL, GENERAL, & TRAVEL	EQUIPMENT	SUBCONTRACTS, CONSTRUCTION, TUITION & OTHER	TOTAL DIRECT COSTS	REIMBURSED INDIRECT COSTS	TOTAL SPECIAL FEES	TOTAL PROJECT COSTS				
597031	Office of Research VA SPACE GRANT CONSORTIUM	KARIM, M.	-	1,462	-	26,462	27,924	-	-	27,924	-	27,924	0.00%	TRAD
783241	Frank Reidy Research Center for Bioelectronics	BEEBE, S.	-	-	-	1,625	1,625	350	-	1,975	-	1,975		CBE
263961	* ETHICON ENDO-SURGERY, INC.	NUCCITELLI, R.	1,158	138	4,287	3,537	9,120	562	-	9,682	-	9,682		CBE
263961	* US MARINE CORPS SYSTEMS COMMAN	PAKHOMOV, A.	5,214	617	19,287	15,920	41,038	2,530	-	43,568	-	43,568		CBE
263962	* US MARINE CORPS SYSTEMS COMMAN	PAKHOMOV, A.	128,598	21,067	25,993	213,832	389,490	62,860	-	452,350	-	452,350		CBE
382011	* US PUBLIC HEALTH SERVICE	PAKHOMOV, A.	143,507	46,208	4,470	6,110	200,295	79,680	-	279,975	-	279,975		CBE
786302	GENERAL DYNAMICS	PAKHOMOV, A.	7,539	3,730	20,800	5,215	37,284	7,642	-	44,926	-	44,926		CBE
786303	GENERAL DYNAMICS	PAKHOMOV, A.	8,441	5,591	-	1,828	15,860	4,124	-	19,984	-	19,984		CBE
773421	JEFFRESS RESEARCH GRANTS PGM.	STACEY, M.	-	5,898	-	-	5,898	-	-	5,898	-	5,898		CBE
792531	BREEDEN-ADAMS FOUNDATION	STACEY, M.	13,712	2,377	-	-	16,089	-	-	16,089	-	16,089		CBE
282911	AIR FORCE OFFICE SCI RES	XIAO, S.	108,315	13,892	-	4,184	126,391	42,773	-	169,164	-	169,164		CBE
786271	* BIOELECTRICS, INC.	XIAO, S.	23,138	6,498	-	-	29,636	12,447	-	42,083	-	42,083		CBE
786301	GENERAL DYNAMICS	XIAO, S.	3,328	1,914	-	86	5,328	2,664	-	7,992	-	7,992		CBE
			442,950	107,930	74,837	252,337	878,054	215,632	-	1,093,686	-	1,093,686	24.56%	

**SCHEDULE 4**  
**OLD DOMINION UNIVERSITY RESEARCH FOUNDATION**  
**SPONSORED PROGRAM ACTIVITY BY INDIVIDUAL PROJECT**  
(MEASURED BY EXPENDITURES INCURRED)  
**FOR FISCAL YEAR 2010**

PROJECT NUMBER	SPONSORING AGENCY	PRINCIPAL INVESTIGATOR / PROJECT DIRECTOR	PERSONNEL AND FRINGE BENEFITS	PROJECT DIRECT COST					PROJECT IDC AND FEES			EFFECTIVE INDIRECT COST RATE	CENTER
				SUPPLIES, CONTRACTUAL, GENERAL, & TRAVEL	EQUIPMENT	SUBCONTRACTS, CONSTRUCTION, TUITION & OTHER	TOTAL DIRECT COSTS	REIMBURSED INDIRECT COSTS	TOTAL SPECIAL FEES	TOTAL PROJECT COSTS			
282010	* NAVY FISC - PHILADELPHIA	BEHR, J.	11,793	-	-	3,769	15,562	6,536	-	-	22,098	VMASC	
502211	* ODU	BEHR, J.	7,745	-	-	-	7,745	3,873	-	-	11,618	VMASC	
792981	* BATTLE NATIONAL BIODEFENSE	BEHR, J.	11,397	1,064	-	-	12,461	6,280	-	-	18,741	VMASC	
502451	* VA DEPT OF TRANSPORTATION	CETIN, M.	24,449	-	-	-	24,449	2,933	-	-	27,382	VMASC	
792981	* BATTLE NATIONAL BIODEFENSE	COLLINS, A.	11,397	1,064	-	-	12,461	6,280	-	-	18,741	VMASC	
282009	* NAVY FISC - PHILADELPHIA	CROLL, M.	-	-	-	5,333	5,333	1,050	-	-	6,383	VMASC	
282109	* NAVY FISC - PHILADELPHIA	CROLL, M.	580	-	-	-	580	266	-	-	846	VMASC	
282209	* NAVY FISC - PHILADELPHIA	CROLL, M.	2,756	-	-	-	2,756	1,157	-	-	3,913	VMASC	
282309	* NAVY FISC - PHILADELPHIA	CROLL, M.	873	30	-	-	903	379	-	-	1,282	VMASC	
282409	* NAVY FISC - PHILADELPHIA	CROLL, M.	1,591	235	-	-	1,826	767	-	-	2,593	VMASC	
282509	* NAVY FISC - PHILADELPHIA	CROLL, M.	228	-	-	-	228	96	-	-	324	VMASC	
286013	* NAVY FISC - PHILADELPHIA	CROLL, M.	17,366	151	-	3,749	21,266	7,444	-	-	28,710	VMASC	
282006	* NAVY FISC - PHILADELPHIA	DIALLO, S.	24,231	879	-	-	25,110	10,546	-	-	35,656	VMASC	
282009	* NAVY FISC - PHILADELPHIA	DIALLO, S.	-	-	-	16,000	16,000	3,150	-	-	19,150	VMASC	
282105	* NAVY FISC - PHILADELPHIA	DIALLO, S.	12,103	375	-	-	12,478	5,241	-	-	17,719	VMASC	
282109	* NAVY FISC - PHILADELPHIA	DIALLO, S.	1,740	164	-	-	1,904	800	-	-	2,704	VMASC	
282209	* NAVY FISC - PHILADELPHIA	DIALLO, S.	8,268	-	-	-	8,268	3,472	-	-	11,740	VMASC	
282309	* NAVY FISC - PHILADELPHIA	DIALLO, S.	2,619	90	-	-	2,709	1,138	-	-	3,847	VMASC	
282409	* NAVY FISC - PHILADELPHIA	DIALLO, S.	4,772	705	-	-	5,477	2,301	-	-	7,778	VMASC	
282509	* NAVY FISC - PHILADELPHIA	DIALLO, S.	686	-	-	-	686	288	-	-	974	VMASC	
286013	* NAVY FISC - PHILADELPHIA	DIALLO, S.	17,367	151	-	3,749	21,267	7,443	-	-	28,710	VMASC	
295221	* MODELING & SIMULATION CO OFF	DIALLO, S.	32,728	955	-	11,247	44,930	13,374	-	-	58,304	VMASC	
502211	* ODU	DIAZ, R.	7,980	-	-	-	7,980	3,989	-	-	11,969	VMASC	
586711	* HAMPTON ROADS PARTNERSHIP	DIAZ, R.	(4)	-	-	-	(4)	-	-	-	(4)	VMASC	
786351	* SYSCO FOOD SERVICES OF HR, INC	DIAZ, R.	-	-	1	-	1	-	-	-	1	VMASC	
797901	* OPPORTUNITY, INC.	DIAZ, R.	42,613	-	-	-	42,613	4,261	-	-	46,874	VMASC	
282010	* NAVY FISC - PHILADELPHIA	EZELL, B.	11,794	-	-	3,769	15,563	6,536	-	-	22,099	VMASC	
705851	* RILEEN INNOVATIVE TECHNOLOGIES	EZELL, B.	2,271	-	-	-	2,271	1,136	-	-	3,407	VMASC	
792981	* BATTLE NATIONAL BIODEFENSE	EZELL, B.	11,741	1,096	-	-	12,837	6,471	-	-	19,308	VMASC	
502211	* ODU	FOYTIK, P.	7,745	-	-	-	7,745	3,873	-	-	11,618	VMASC	
502631	* ODU	FOYTIK, P.	5,465	-	-	-	5,465	-	-	-	5,465	VMASC	
282205	* NAVY FISC - PHILADELPHIA	PAPELIS, Y.	33,311	-	-	37,444	70,755	19,248	-	-	90,003	VMASC	
286013	* NAVY FISC - PHILADELPHIA	PAPELIS, Y.	17,366	151	-	3,749	21,266	7,443	-	-	28,709	VMASC	
700341	* OPPORTUNITY, INC.	PAPELIS, Y.	9,660	1,241	-	-	10,901	1,090	-	-	11,991	VMASC	
710501	* GEORGETOWN UNIV MEDICAL CENTER	PAPELIS, Y.	2,644	3,355	-	-	5,999	3,000	-	-	8,999	VMASC	
734094	* NATL INST AEROSPACE ASSOC	PAPELIS, Y.	-	-	-	(1)	(1)	-	-	-	(1)	VMASC	
780731	* DIAMOND VISIONS	PAPELIS, Y.	-	-	7	-	7	3	-	-	10	VMASC	
784685	* NATL INST AEROSPACE ASSOC	PAPELIS, Y.	6,577	1,457	-	-	8,034	4,017	-	-	12,051	VMASC	
786851	* DIAMOND VISIONS	PAPELIS, Y.	18,494	-	-	-	18,494	7,767	-	-	26,261	VMASC	
502451	* VA DEPT OF TRANSPORTATION	ROBINSON, R.	24,448	-	-	-	24,448	2,934	-	-	27,382	VMASC	
502631	* ODU	ROBINSON, R.	16,391	-	-	-	16,391	-	-	-	16,391	VMASC	
586711	* HAMPTON ROADS PARTNERSHIP	ROBINSON, R.	(4)	-	-	-	(4)	-	-	-	(4)	VMASC	

**SCHEDULE 4**  
**OLD DOMINION UNIVERSITY RESEARCH FOUNDATION**  
**SPONSORED PROGRAM ACTIVITY BY INDIVIDUAL PROJECT**  
 (MEASURED BY EXPENDITURES INCURRED)  
**FOR FISCAL YEAR 2010**

PROJECT NUMBER	SPONSORING AGENCY	PRINCIPAL INVESTIGATOR / PROJECT DIRECTOR	PROJECT DIRECT COST				PROJECT IDC AND FEES			EFFECTIVE INDIRECT COST RATE	CENTER
			PERSONNEL AND FRINGE BENEFITS	SUPPLIES, CONTRACTUAL, GENERAL, & TRAVEL	EQUIPMENT	SUBCONTRACTS, CONSTRUCTION, TUITION & OTHER	TOTAL DIRECT COSTS	REIMBURSED INDIRECT COSTS	TOTAL SPECIAL FEES		
282009	* NAVY FISC - PHILADELPHIA	SHERFEY, S.	-	-	-	5,333	-	1,050	-	6,383	VMASC
282109	* NAVY FISC - PHILADELPHIA	SHERFEY, S.	580	55	-	635	-	266	-	901	VMASC
282209	* NAVY FISC - PHILADELPHIA	SHERFEY, S.	2,756	-	-	2,756	-	1,157	-	3,913	VMASC
282309	* NAVY FISC - PHILADELPHIA	SHERFEY, S.	873	30	-	903	-	379	-	1,282	VMASC
282409	* NAVY FISC - PHILADELPHIA	SHERFEY, S.	1,591	235	-	1,826	-	767	-	2,593	VMASC
282509	* NAVY FISC - PHILADELPHIA	SHERFEY, S.	228	-	-	228	-	96	-	324	VMASC
286013	* NAVY FISC - PHILADELPHIA	SHERFEY, S.	17,367	151	-	21,267	3,749	7,443	-	28,710	VMASC
295251	* MODELING & SIMULATION CO OFF	SHERFEY, S.	43,637	1,274	-	59,908	14,997	17,832	-	77,740	VMASC
100700	NO AGENCY ASSIGNED	SOKOLOWSKI, J.	120,398	87,234	-	209,376	1,744	-	-	209,376	VMASC
200516	US JOINT FORCES COMMAND	SOKOLOWSKI, J.	36,570	7,880	-	44,450	-	1,500	-	45,950	VMASC
271142	US JOINT FORCES COMMAND	SOKOLOWSKI, J.	204,916	-	-	204,916	-	6,147	-	211,063	VMASC
272091	NAVAL SURFACE WEAPONS CENTER	SOKOLOWSKI, J.	180,087	-	-	190,732	-	5,722	-	196,454	VMASC
281981	ARMY RESEARCH OFFICE	SOKOLOWSKI, J.	195,104	-	-	195,104	-	5,853	-	200,957	VMASC
282004	NAVY FISC - PHILADELPHIA	SOKOLOWSKI, J.	125,241	29,606	-	154,847	-	54,196	-	209,043	VMASC
282007	NAVY FISC - PHILADELPHIA	SOKOLOWSKI, J.	3,485	44,400	-	47,885	-	20,112	-	67,997	VMASC
282008	NAVY FISC - PHILADELPHIA	SOKOLOWSKI, J.	60,151	6,327	-	66,478	-	27,921	-	94,399	VMASC
282009	* NAVY FISC - PHILADELPHIA	SOKOLOWSKI, J.	-	-	-	53,334	-	10,500	-	63,834	VMASC
282109	* NAVY FISC - PHILADELPHIA	SOKOLOWSKI, J.	5,798	548	-	6,346	-	2,665	-	9,011	VMASC
282209	* NAVY FISC - PHILADELPHIA	SOKOLOWSKI, J.	27,558	-	-	27,558	-	11,576	-	39,134	VMASC
282305	* NAVY FISC - PHILADELPHIA	SOKOLOWSKI, J.	72,208	-	-	72,208	-	30,327	-	102,535	VMASC
282309	* NAVY FISC - PHILADELPHIA	SOKOLOWSKI, J.	8,731	300	-	9,031	-	3,793	-	12,824	VMASC
282409	* NAVY FISC - PHILADELPHIA	SOKOLOWSKI, J.	15,908	2,350	-	18,258	-	7,668	-	25,926	VMASC
282502	NAVY FISC - PHILADELPHIA	SOKOLOWSKI, J.	-	-	-	-	-	-	-	-	VMASC
282509	* NAVY FISC - PHILADELPHIA	SOKOLOWSKI, J.	2,286	-	-	2,286	-	960	-	3,246	VMASC
284301	MODELING & SIMULATION CO OFF	SOKOLOWSKI, J.	18,292	-	-	18,292	-	549	-	18,841	VMASC
285501	US JOINT FORCES COMMAND	SOKOLOWSKI, J.	115,664	8,147	-	123,811	-	5,117	-	128,928	VMASC
285511	NAVAL SURFACE WEAPONS CENTER	SOKOLOWSKI, J.	703,469	7,334	-	710,803	-	184,809	-	895,612	VMASC
286001	NAVY FISC - PHILADELPHIA	SOKOLOWSKI, J.	61,877	799	-	62,676	-	21,937	-	84,613	VMASC
286002	NAVY FISC - PHILADELPHIA	SOKOLOWSKI, J.	114,719	-	-	114,719	-	40,152	-	154,871	VMASC
286003	NAVY FISC - PHILADELPHIA	SOKOLOWSKI, J.	61,849	6,269	-	68,118	-	23,841	-	91,959	VMASC
286004	NAVY FISC - PHILADELPHIA	SOKOLOWSKI, J.	136,684	-	-	136,684	-	47,839	-	184,523	VMASC
286005	NAVY FISC - PHILADELPHIA	SOKOLOWSKI, J.	28,686	-	-	32,037	-	11,213	-	43,250	VMASC
286006	NAVY FISC - PHILADELPHIA	SOKOLOWSKI, J.	-	10,750	-	10,750	-	3,763	-	14,513	VMASC
286007	NAVY FISC - PHILADELPHIA	SOKOLOWSKI, J.	-	61,527	-	61,527	-	21,534	-	83,061	VMASC
286008	NAVY FISC - PHILADELPHIA	SOKOLOWSKI, J.	-	5,697	-	5,697	-	1,994	-	7,691	VMASC
286009	NAVY FISC - PHILADELPHIA	SOKOLOWSKI, J.	63,155	-	-	63,155	-	22,104	-	85,259	VMASC
286012	NAVY FISC - PHILADELPHIA	SOKOLOWSKI, J.	794	-	-	93,834	93,040	9,028	-	102,862	VMASC
286013	* NAVY FISC - PHILADELPHIA	SOKOLOWSKI, J.	17,366	151	-	21,266	3,749	58,419	-	225,330	VMASC
286014	NAVY FISC - PHILADELPHIA	SOKOLOWSKI, J.	165,970	941	-	166,911	-	29,851	-	196,762	VMASC
286015	NAVY FISC - PHILADELPHIA	SOKOLOWSKI, J.	72,804	12,485	-	85,289	-	81,086	-	166,375	VMASC
286016	NAVY FISC - PHILADELPHIA	SOKOLOWSKI, J.	231,673	-	-	231,673	-	124,642	-	356,315	VMASC
286017	NAVY FISC - PHILADELPHIA	SOKOLOWSKI, J.	353,026	3,095	-	356,121	-	170,992	-	527,113	VMASC
286018	NAVY FISC - PHILADELPHIA	SOKOLOWSKI, J.	158,957	12,035	-	170,992	-	59,847	-	230,839	VMASC
286019	NAVY FISC - PHILADELPHIA	SOKOLOWSKI, J.	-	47,405	-	47,405	-	16,592	-	63,997	VMASC

**SCHEDULE 4**  
**OLD DOMINION UNIVERSITY RESEARCH FOUNDATION**  
**SPONSORED PROGRAM ACTIVITY BY INDIVIDUAL PROJECT**  
(MEASURED BY EXPENDITURES INCURRED)  
**FOR FISCAL YEAR 2010**

PROJECT NUMBER	SPONSORING AGENCY	PRINCIPAL INVESTIGATOR / PROJECT DIRECTOR	PERSONNEL AND FRINGE BENEFITS	PROJECT DIRECT COST				PROJECT IDC AND FEES			EFFECTIVE INDIRECT COST RATE	CENTER
				SUPPLIES, CONTRACTUAL, GENERAL, & TRAVEL	EQUIPMENT	SUBCONTRACTS, CONSTRUCTION, TUITION & OTHER	TOTAL DIRECT COSTS	REIMBURSED INDIRECT COSTS	TOTAL SPECIAL FEES	TOTAL PROJECT COSTS		
291421	US JOINT FORCES COMMAND	SOKOLOWSKI, J.	151,555	-	-	-	151,555	-	4,547	-	156,102	VMASC
292011	NAVY FISC - PHILADELPHIA	SOKOLOWSKI, J.	-	-	184,921	-	184,921	-	-	-	184,921	VMASC
293681	US JOINT FORCES COMMAND	SOKOLOWSKI, J.	54,629	-	61,644	-	116,273	-	1,849	-	118,122	VMASC
295251	* MODELING & SIMULATION CO OFF	SOKOLOWSKI, J.	109,093	3,185	37,492	-	149,770	-	44,580	-	194,350	VMASC
296261	OFFICE OF SECRETARY OF DEFENSE	SOKOLOWSKI, J.	175,865	-	-	-	175,865	-	5,276	-	181,141	VMASC
296811	MODELING & SIMULATION CO OFF	SOKOLOWSKI, J.	166,680	-	-	-	166,680	-	5,000	-	171,680	VMASC
300031	NORTH ATLANTIC TREATY ORGANIS	SOKOLOWSKI, J.	3,200	790	11	-	4,001	-	2,000	-	6,001	VMASC
391051	OFFICE OF SECRETARY FO DEFENSE	SOKOLOWSKI, J.	181,052	-	-	-	181,052	-	5,432	-	186,484	VMASC
394311	NORTH ATLANTIC TREATY ORGANIS	SOKOLOWSKI, J.	-	-	444	-	444	-	223	-	667	VMASC
571661	* ODU	SOKOLOWSKI, J.	-	-	1	-	1	-	-	-	1	VMASC
586711	* HAMPTON ROADS PARTNERSHIP OPPORTUNITY, INC.	SOKOLOWSKI, J.	(16)	-	-	-	(16)	-	-	-	(16)	VMASC
700451	GENERAL DYNAMICS	SOKOLOWSKI, J.	11,899	6,066	4,990	-	22,955	-	2,296	-	25,251	VMASC
750664	* MYMIC LLC	SOKOLOWSKI, J.	4,594	-	86	-	4,680	-	2,340	-	7,020	VMASC
780041	ALION SCIENCE & TECHNOLOGY COR	SOKOLOWSKI, J.	27,130	10,310	-	-	37,440	-	9,734	-	47,174	VMASC
785495	GENERAL DYNAMICS	SOKOLOWSKI, J.	13,997	-	-	-	13,997	-	3,639	-	17,636	VMASC
791041	CTR FOR PUBLIC PRIVATE PSHIP	SOKOLOWSKI, J.	4,089	30	12,184	-	16,303	-	4,239	-	20,542	VMASC
794451	GENERAL DYNAMICS	SOKOLOWSKI, J.	46,675	-	57,398	-	104,073	-	34,628	-	138,701	VMASC
797721	GENERAL DYNAMICS	SOKOLOWSKI, J.	78,181	16,229	5,845	-	100,255	-	26,066	-	126,321	VMASC
797722	GENERAL DYNAMICS	SOKOLOWSKI, J.	55,034	12,803	-	-	67,837	-	17,638	-	85,475	VMASC
794892	* REFERENTIA SYSTEMS, INC.	TURNISTA, C.	599	-	8	-	607	-	255	-	862	VMASC
			4,927,895	440,667	568,142	-	5,936,704	-	1,316,014	-	7,252,718	22.17%



**SCHEDULE 4**  
**OLD DOMINION UNIVERSITY RESEARCH FOUNDATION**  
**SPONSORED PROGRAM ACTIVITY BY INDIVIDUAL PROJECT**  
(MEASURED BY EXPENDITURES INCURRED)  
**FOR FISCAL YEAR 2010**

PROJECT NUMBER	SPONSORING AGENCY	PRINCIPAL INVESTIGATOR / PROJECT DIRECTOR	PROJECT DIRECT COST					PROJECT IDC AND FEES			EFFECTIVE INDIRECT COST RATE	CENTER			
			PERSONNEL AND FRINGE BENEFITS	SUPPLIES, CONTRACTUAL, GENERAL, & TRAVEL	EQUIPMENT	SUBCONTRACTS, CONSTRUCTION, TUITION & OTHER	TOTAL DIRECT COSTS	REIMBURSED INDIRECT COSTS	TOTAL SPECIAL FEES	TOTAL PROJECT COSTS					
Office of Distance Learning															
598031	ODU	CASIELLO, A.	1,217	-	-	-	1,217	-	-	-	1,217	-	1,217	-	TRAD
782361	ITA INTERNATIONAL, INC.	CASIELLO, A.	129,468	8,213	-	-	137,681	-	-	57,826	-	-	195,507	-	TRAD
782362	ITA INTERNATIONAL, INC.	CASIELLO, A.	4,023	-	-	-	4,023	-	-	1,690	-	-	5,713	-	TRAD
782351	ITA INTERNATIONAL, INC.	COOLEY, N.	14,480	-	-	-	62,598	-	-	27,396	-	-	104,474	-	TRAD
			149,188	8,213	-	-	219,999	-	-	86,912	-	-	306,911	-	39.51%
Association for Consortium Leadership															
100082	PRIVATE DONATIONS	DOTOLO, L.	-	54,121	-	-	54,121	-	-	2,165	-	-	56,286	-	ACL
			-	54,121	-	-	54,121	-	-	2,165	-	-	56,286	-	4.00%
Virginia Tidewater Consortium for Higher Education															
100083	NAT UNIV TELCONFERENCE NETWORK	DOTOLO, L.	-	711	-	-	711	-	-	-	-	-	711	-	VTC
205741	U.S. JOINT FORCES STAFF COLLEGE	DOTOLO, L.	1,809	1,000	-	-	2,809	-	-	-	-	-	2,809	-	TRAD
370733	US DEPT OF EDUCATION	DOTOLO, L.	102,148	3,344	-	-	105,492	-	-	8,439	-	-	113,931	-	TRAD
370734	US DEPT OF EDUCATION	DOTOLO, L.	304,251	34,241	-	-	338,492	-	-	27,079	-	-	365,571	-	TRAD
505831	SSTATE COUNCIL HIGHER ED IN VA	DOTOLO, L.	15,730	20,480	-	-	36,210	-	-	-	-	-	36,210	-	TRAD
			423,938	59,776	-	-	483,714	-	-	35,518	-	-	519,232	-	7.34%

**SCHEDULE 4**  
**OLD DOMINION UNIVERSITY RESEARCH FOUNDATION**  
**SPONSORED PROGRAM ACTIVITY BY INDIVIDUAL PROJECT**  
 (MEASURED BY EXPENDITURES INCURRED)  
**FOR FISCAL YEAR 2010**

PROJECT NUMBER	SPONSORING AGENCY	PRINCIPAL INVESTIGATOR / PROJECT DIRECTOR	PROJECT DIRECT COST					PROJECT IDC AND FEES			EFFECTIVE INDIRECT COST RATE	CENTER
			PERSONNEL AND FRINGE BENEFITS	SUPPLIES, CONTRACTUAL, GENERAL, & TRAVEL	EQUIPMENT	SUBCONTRACTS, CONSTRUCTION, TUITION & OTHER	TOTAL DIRECT COSTS	REIMBURSED INDIRECT COSTS	TOTAL SPECIAL FEES	TOTAL PROJECT COSTS		
Virginia Space Grant Consortium												
392181	NATL SCIENCE FOUNDATION	CARTER, C.	10,259	20,414	-	117,583	148,256	27,454	-	175,710	VSGC	
590891	HAMPTON PUBLIC SCHOOLS	CARTER, C.	28,936	19,279	-	7,169	55,384	3,857	-	59,241	VSGC	
104761	NASA-GODDARD SPACEFLIGHT CNTR	SANDY, M.	52,873	5,924	-	19,060	77,857	-	-	77,857	VSGC	
154075	NASA-GODDARD SPACEFLIGHT CNTR	SANDY, M.	249,855	41,055	-	143,596	434,506	122,182	-	556,688	VSGC	
154076	NASA-GODDARD SPACEFLIGHT CNTR	SANDY, M.	112,522	3,438	-	-	115,960	30,149	-	146,109	VSGC	
154083	NASA-GODDARD SPACEFLIGHT CNTR	SANDY, M.	608	3,522	-	15,000	19,130	957	-	20,087	VSGC	
154084	NASA-GODDARD SPACEFLIGHT CNTR	SANDY, M.	8,803	-	-	5,531	14,334	2,289	-	16,623	VSGC	
154085	NASA-GODDARD SPACEFLIGHT CNTR	SANDY, M.	-	-	-	9,585	9,585	-	-	9,585	VSGC	
154086	NASA-GODDARD SPACEFLIGHT CNTR	SANDY, M.	31,922	16,146	-	39,247	87,315	12,498	-	99,813	VSGC	
154088	NASA-GODDARD SPACEFLIGHT CNTR	SANDY, M.	7,805	7,209	-	264	15,078	3,852	-	18,930	VSGC	
154089	NASA-GODDARD SPACEFLIGHT CNTR	SANDY, M.	63,526	27,429	-	44,125	135,080	23,648	-	158,728	VSGC	
154091	NASA-GODDARD SPACEFLIGHT CNTR	SANDY, M.	-	1,109	-	-	1,109	288	-	1,397	VSGC	
154093	NASA-GODDARD SPACEFLIGHT CNTR	SANDY, M.	-	-	-	49,555	49,555	-	-	49,555	VSGC	
154094	NASA-GODDARD SPACEFLIGHT CNTR	SANDY, M.	-	2,553	-	-	2,553	664	-	3,217	VSGC	
154095	NASA-GODDARD SPACEFLIGHT CNTR	SANDY, M.	1,016	9	-	21,000	22,025	267	-	22,292	VSGC	
154096	NASA-GODDARD SPACEFLIGHT CNTR	SANDY, M.	26,391	-	-	44,831	71,222	6,862	-	78,084	VSGC	
175971	NASA-GODDARD SPACEFLIGHT CNTR	SANDY, M.	134	-	-	6,886	7,020	35	-	7,055	VSGC	
185861	NASA-GODDARD SPACEFLIGHT CNTR	SANDY, M.	1,275	-	-	-	1,275	331	-	1,606	VSGC	
192891	NASA-GODDARD SPACEFLIGHT CNTR	SANDY, M.	110,250	104,230	-	16,634	231,114	55,765	-	286,879	VSGC	
194931	NASA-JOHNSON SPACE FLIGHT CNTR	SANDY, M.	4,339	326	-	4,665	5,321	1,213	-	6,534	VSGC	
197531	NASA-LANGLEY RESEARCH CENTER	SANDY, M.	189,616	44,954	-	-	234,570	117,285	-	351,855	VSGC	
390911	FEDERAL AVIATION ADMIN	SANDY, M.	79,482	80,321	-	-	159,803	67,117	-	226,920	VSGC	
397562	US DEPT OF EDUCATION	SANDY, M.	2,845	21	-	-	2,866	229	-	3,095	VSGC	
501271	SSTATE COUNCIL HIGHER ED IN VA	SANDY, M.	8,385	4,690	-	-	4,690	100	-	4,690	VSGC	
504331	THOMAS NELSON COMMUNITY COLLEGE	SANDY, M.	-	4	-	-	8,389	-	-	8,489	VSGC	
523751	SSTATE COUNCIL HIGHER ED IN VA	SANDY, M.	-	15	-	5,000	5,000	-	-	5,000	VSGC	
700991	NATL INST AEROSPACE ASSOC	SANDY, M.	-	-	-	25,000	25,015	4	-	25,019	VSGC	
704231	NATL INST AEROSPACE ASSOC	SANDY, M.	-	261	-	278	539	68	-	607	VSGC	
764463	NATL INST AEROSPACE ASSOC	SANDY, M.	37,901	7,199	-	68,356	113,456	11,726	-	125,182	VSGC	
764464	NATL INST AEROSPACE ASSOC	SANDY, M.	93,294	10,109	-	565,822	669,225	26,885	-	696,110	VSGC	
780631	TERC	SANDY, M.	-	5,826	-	-	5,826	1,515	-	7,341	VSGC	
793281	NEW HORIZONS REGIONAL EDU CTRS	SANDY, M.	2,978	6,079	-	2,631	11,688	2,355	-	14,043	VSGC	
793282	NEW HORIZONS REGIONAL EDU CTRS	SANDY, M.	266	(126)	-	2,010	2,150	(670)	-	1,480	VSGC	
797161	NATL SPACE GRANT FOUNDATION	SANDY, M.	-	-	-	20,000	20,000	-	-	20,000	VSGC	
			1,125,081	411,996	-	1,229,163	2,766,240	518,925	-	3,285,165	18.76%	
Other Miscellaneous Units												
572040	PRIVATE SPONSORS	ACKERMAN, D.	-	-	-	1,220	1,220	-	-	1,220	TRAD	
391081	ODU	HINES, J.	244,783	7,217	-	56,798	308,798	20,160	-	328,958	TRAD	
353341	* NATL SCIENCE FOUNDATION	PICKERING, W.	2,521	240	-	2,761	2,761	1,159	-	3,920	TRAD	
796481	COLLEGE BOARD	RISCH, S.	-	4,030	-	-	4,030	-	-	4,030	TRAD	
371601	ODU	TOLLIVER, O.	220,761	5,258	-	55,969	281,988	18,081	-	300,069	TRAD	
			468,065	16,745	-	113,987	598,797	39,400	-	638,197		
	<b>TOTAL OFFICE OF RESEARCH AND OTHER UNITS</b>		<b>\$ 7,537,117</b>	<b>\$ 1,100,910</b>	<b>\$ 74,837</b>	<b>\$ 2,252,689</b>	<b>\$ 10,965,553</b>	<b>\$ 2,214,566</b>	<b>\$ -</b>	<b>\$ 13,180,119</b>	<b>20.20%</b>	
	<b>GRAND TOTAL</b>		<b>\$ 23,474,348</b>	<b>\$ 5,413,283</b>	<b>\$ 888,616</b>	<b>\$ 29,997,111</b>	<b>\$ 59,773,358</b>	<b>\$ 7,439,438</b>	<b>\$ 76,830</b>	<b>\$ 67,289,626</b>	<b>12.57%</b>	

**SCHEDULE 5**

**Center Generated Activity Reported as**

**Activity of an Academic Department**

**Fiscal Year 2010**

**SCHEDULE 5**  
**OLD DOMINION UNIVERSITY RESEARCH FOUNDATION**  
**CENTER GENERATED PROJECTS REPORTED AS ACTIVITY**  
**OF AN ACADEMIC DEPARTMENT**  
 (MEASURED BY EXPENDITURES INCURRED)  
**FOR FISCAL YEAR 2010**

PROJECT NUMBER	SPONSORING AGENCY	PRINCIPAL INVESTIGATOR /PROJECT DIRECTOR	Dept	PROJECT DIRECT COST				PROJECT IDC AND FEES			EFFECTIVE INDIRECT COST RATE	CENTER
				PERSONNEL AND FRINGE BENEFITS	SUPPLIES, CONTRACTUAL, GENERAL, & TRAVEL	EQUIPMENT	SUBCONTRACTS, CONSTRUCTION, TUITION & OTHER	TOTAL DIRECT COSTS	REIMBURSED INDIRECT COSTS	TOTAL SPECIAL FEES		
<b>APPLIED RESEARCH CENTER</b>												
785901	* MITTAL STEEL USA	COOK, D.	6090.1	4,609	-	-	-	4,609	1,198	-	5,807	ARC
186331	* NASA-LANGLEY RESEARCH CENTER	ELMUSTAFA, A.	4055.1	6,023	-	-	-	6,023	2,530	-	8,553	ARC
751073	NATL INST AEROSPACE ASSOC	ELMUSTAFA, A.	4055.1	411	-	-	-	411	173	-	584	ARC
751077	NATL INST AEROSPACE ASSOC	ELMUSTAFA, A.	4055.1	3,396	-	-	-	3,396	1,426	-	4,822	ARC
751078	NATL INST AEROSPACE ASSOC	ELMUSTAFA, A.	4055.1	1,161	-	-	-	1,161	487	-	1,648	ARC
764781	MUONS, INC.	ELMUSTAFA, A.	4055.1	15,367	174	-	-	15,541	6,527	-	22,068	ARC
786321	SUMITOMO CORP	ELMUSTAFA, A.	4055.1	-	-	-	8,934	8,934	894	-	9,828	ARC
186331	* NASA-LANGLEY RESEARCH CENTER	ELSAYED-ALI, H.	4054.1	4,016	-	-	-	4,016	1,686	-	5,702	ARC
192131	NASA-LANGLEY RESEARCH CENTER	ELSAYED-ALI, H.	4054.1	133,039	-	-	-	133,039	34,590	-	167,629	ARC
197551	NASA-LANGLEY RESEARCH CENTER	ELSAYED-ALI, H.	4054.1	-	433	-	-	433	216	-	649	ARC
351783	NATL SCIENCE FOUNDATION	ELSAYED-ALI, H.	4054.1	1,674	-	-	-	1,674	703	-	2,377	ARC
363415	US DEPT OF ENERGY	ELSAYED-ALI, H.	4054.1	50,534	4,283	-	-	54,817	27,408	-	82,225	ARC
595261	NORFOLK STATE UNIVERSITY	ELSAYED-ALI, H.	4054.1	7,875	1,752	-	-	9,627	4,813	-	14,440	ARC
751080	NATL INST AEROSPACE ASSOC	ELSAYED-ALI, H.	4054.1	16,811	-	-	3,161	19,972	4,371	-	24,343	ARC
784811	MORPHIX TECHNOLOGIES	ELSAYED-ALI, H.	4054.1	-	1,400	-	1	1,401	365	-	1,766	ARC
794291	MORPHIX TECHNOLOGIES	ELSAYED-ALI, H.	4054.1	-	-	-	-	-	-	-	-	ARC
795261	JEFFERSON SCIENCE ASSOCIATES	ELSAYED-ALI, H.	4054.1	29,843	-	-	-	29,843	14,921	-	44,764	ARC
171081	NASA-LANGLEY RESEARCH CENTER	LAWRENCE, R.	4059.1	18,363	-	-	-	18,363	4,774	-	23,137	ARC
183261	* NASA-LANGLEY RESEARCH CENTER	LAWRENCE, R.	4059.1	11,774	2,841	-	-	14,615	6,139	-	20,754	ARC
196581	NASA-LANGLEY RESEARCH CENTER	LAWRENCE, R.	4059.1	6,717	-	-	-	6,717	3,358	-	10,075	ARC
786262	SCIENCE SYSTEMS & APPLICATIONS	LAWRENCE, R.	4059.1	4,165	3,191	-	-	7,356	3,677	-	11,033	ARC
383821	NATL SCIENCE FOUNDATION	NAMKOONG, G.	4054.1	39,115	25,806	-	-	64,921	27,267	-	92,188	ARC
775731	CERMET, INC.	NAMKOONG, G.	4054.1	-	-	-	32	32	14	-	46	ARC
792851	CERMET, INC.	NAMKOONG, G.	4054.1	13,251	1,703	12,231	-	27,185	7,477	-	34,662	ARC
792961	CERMET, INC.	NAMKOONG, G.	4054.1	5,161	1,447	-	-	6,608	3,304	-	9,912	ARC
183261	* NASA-LANGLEY RESEARCH CENTER	VAHALA, L.	4051.1	11,775	2,841	-	-	14,616	6,138	-	20,754	ARC
				385,080	45,871	12,231	12,128	455,310	164,456	-	619,766	36.12%
<b>FRANK REIDY RESEARCH CENTER FOR BIOELECTRICS</b>												
391061	US PUBLIC HEALTH SERVICE	HELLER, R.	5056.2	120,227	78,729	-	-	258,690	111,978	-	370,668	CBE
391071	US PUBLIC HEALTH SERVICE	HELLER, R.	5056.2	150,886	40,195	-	59,734	209,835	104,917	-	314,752	CBE
391091	US PUBLIC HEALTH SERVICE	HELLER, R.	5056.2	25,731	50,522	-	18,754	76,253	38,127	-	114,380	CBE
593241	UNIV OF SOUTH FLORIDA	HELLER, R.	5056.2	41,224	27,031	-	-	68,255	34,128	-	102,383	CBE
710101	INTRIXON CORPORATION	HELLER, R.	5056.2	66,153	20,889	-	-	87,042	43,521	-	130,563	CBE
382011	* US PUBLIC HEALTH SERVICE	KOLB, J.	4054.2	17,938	5,776	559	764	25,037	9,960	-	34,997	CBE
750694	CELLUTIONS, INC.	KOLB, J.	4054.2	-	(61)	-	61	-	-	-	-	CBE
783241	* ETHICON ENDO-SURGERY, INC.	KOLB, J.	4054.2	-	-	-	3,248	3,248	701	-	3,949	CBE
263961	* US MARINE CORPS SYSTEMS COMMAN	SCHOENBACH, K.	4054.2	5,214	617	19,287	-	41,038	2,530	-	43,568	CBE
382011	* US PUBLIC HEALTH SERVICE	SCHOENBACH, K.	4054.2	17,938	5,776	559	764	25,037	9,960	-	34,997	CBE
783241	* ETHICON ENDO-SURGERY, INC.	SCHOENBACH, K.	4054.2	-	-	-	1,625	1,625	350	-	1,975	CBE
786271	* BIOELECTRICS, INC.	SCHOENBACH, K.	4054.2	23,139	6,498	-	-	29,637	12,447	-	42,084	CBE
				468,450	235,972	20,405	100,870	825,697	368,619	-	1,194,316	44.64%

**SCHEDULE 5**  
**OLD DOMINION UNIVERSITY RESEARCH FOUNDATION**  
**CENTER GENERATED PROJECTS REPORTED AS ACTIVITY**  
**OF AN ACADEMIC DEPARTMENT**  
 (MEASURED BY EXPENDITURES INCURRED)  
**FOR FISCAL YEAR 2010**

PROJECT NUMBER	SPONSORING AGENCY	PRINCIPAL INVESTIGATOR /PROJECT DIRECTOR	Dept	PROJECT DIRECT COST				PROJECT IDC AND FEES			EFFECTIVE INDIRECT COST RATE	CENTER
				PERSONNEL AND FRINGE BENEFITS	SUPPLIES, CONTRACTUAL, GENERAL, & TRAVEL	EQUIPMENT	SUBCONTRACTS, CONSTRUCTION, TUITION & OTHER	TOTAL DIRECT COSTS	REIMBURSED INDIRECT COSTS	TOTAL SPECIAL FEES		
<b>VIRGINIA COASTAL ENERGY RESEARCH CONSORTIUM</b>												
786682	* ACENT LABORATORIES.	GORDON, A.	6081.7	5,708	-	-	-	5,708	1,484	-	7,192	VCERC
398071	US DEPT OF ENERGY	HATCHER, P.	6082.7	92,409	2,373	-	-	94,782	47,391	-	142,173	VCERC
580151	ODU	HATCHER, P.	6082.7	-	639	-	(35)	604	268	-	872	VCERC
584231	UNIVERSITY OF MAINE	HATCHER, P.	6082.7	48,183	3,399	-	-	51,582	12,896	-	64,478	VCERC
590011	ODU	HATCHER, P.	6082.7	132,763	17,951	969	-	230,059	75,307	-	305,366	VCERC
590012	ODU	HATCHER, P.	6082.7	15,225	274	-	429,709	445,208	7,750	-	452,958	VCERC
786682	* ACENT LABORATORIES.	HATCHER, P.	6082.7	5,708	-	-	-	5,708	1,484	-	7,192	VCERC
786682	* ACENT LABORATORIES.	MARSHALL, H.	6081.7	5,708	-	-	-	5,708	1,484	-	7,192	VCERC
786682	* ACENT LABORATORIES.	SCHAFFRAN, G.	4053.7	5,708	-	-	-	5,708	1,484	-	7,192	VCERC
786682	* ACENT LABORATORIES.	STUBBINS, A.	6082.7	5,708	-	-	-	5,708	1,484	-	7,192	VCERC
				317,120	24,536	969	508,150	850,775	151,032	-	1,001,807	17.75%
<b>VIRGINIA MODELING, ANALYSIS AND SIMULATION CENTER</b>												
786851	* DIAMOND VISIONICS	CETIN, M.	4053.3	4,624	-	-	-	4,624	1,942	-	6,566	VMASC
585041	ST. LOUIS UNIVERSITY	DE LEO, G.	5056.3	10,150	1,192	-	-	11,342	-	-	11,342	VMASC
383161	US PUBLIC HEALTH SERVICE	GAFF, H.	5051.3	53,701	3,599	-	-	57,300	4,584	-	61,884	VMASC
580551	UNIVERSITY OF MARYLAND	GAFF, H.	5051.3	7,887	-	-	-	7,887	3,312	-	11,199	VMASC
710501	* GEORGETOWN UNIV MEDICAL CENTER	GAFF, H.	5051.3	1,323	1,677	-	-	3,000	1,500	-	4,500	VMASC
796861	* REFERENTIA SYSTEMS, INC.	HESTER, P.	4080.3	9,902	-	-	-	9,902	4,951	-	14,853	VMASC
571571	* EASTERN VIRGINIA MED. SCHOOL	MCKENZIE, F.	4054.3	17,810	3,698	4,015	-	25,523	9,033	-	34,556	VMASC
201761	* OFFICE OF NAVAL RESEARCH	RINGLEB, S.	4055.3	12,566	65	1,380	-	14,011	6,489	-	20,500	VMASC
273871	* OFFICE OF NAVAL RESEARCH	RINGLEB, S.	4055.3	23,352	1,922	3,750	433	29,457	10,797	-	40,254	VMASC
775993	* COMPUTER SCIENCE CORP.	RINGLEB, S.	4055.3	(10)	-	-	-	(10)	(4)	-	(14)	VMASC
594491	* EASTERN VIRGINIA MED. SCHOOL	SCERBO, M.	6087.3	23,718	1,020	-	-	24,738	6,432	-	31,170	VMASC
797711	* MYMIC LLC	SHEN, Y.	4054.3	7,061	-	-	-	7,061	7,500	-	14,561	VMASC
273871	* OFFICE OF NAVAL RESEARCH	TOLK, A.	4080.3	11,676	961	1,875	7,939	15,000	5,399	-	22,500	VMASC
282006	* NAVY FISC - PHILADELPHIA	TOLK, A.	4080.3	48,460	1,759	-	217	14,729	5,399	-	20,128	VMASC
282105	* NAVY FISC - PHILADELPHIA	TOLK, A.	4080.3	12,103	375	-	-	50,219	21,092	-	71,311	VMASC
286010	* NAVY FISC - PHILADELPHIA	TOLK, A.	4080.3	15,962	(102)	-	-	12,478	5,240	-	17,718	VMASC
382531	* NORTH ATLANTIC TREATY ORGANIS	TOLK, A.	4080.3	-	-	-	120	15,860	5,550	-	21,410	VMASC
782041	* TECHNOLOGIES ENGINEERING, INC.	TOLK, A.	4080.3	-	-	-	-	120	29	-	149	VMASC
790351	* TECHNOLOGIES ENGINEERING, INC.	TOLK, A.	4080.3	3,810	630	-	1,753	1,753	737	-	2,490	VMASC
796861	* REFERENTIA SYSTEMS, INC.	TOLK, A.	4080.3	9,903	-	-	1	4,441	2,220	-	6,661	VMASC
700341	* OPPORTUNITY, INC.	TOLK, A.	4080.3	9,903	-	-	-	9,903	4,951	-	14,854	VMASC
		WATSON, G.	3042.3	9,660	1,241	-	-	10,901	1,090	-	11,991	VMASC
				283,658	18,037	11,020	10,463	323,178	102,844	-	426,022	31.82%
				\$ 1,454,308	\$ 324,416	\$ 44,625	\$ 631,611	\$ 2,454,960	\$ 786,951	\$ -	\$ 3,241,911	32.06%

**SCHEDULE 6**

**Selected Center Activity**

**Langley Full Scale Tunnel**

**Revenues and Expenditures**

**Fiscal Year 2010 through Fiscal Year 2005**

SCHEDULE 6  
 OLD DOMINION UNIVERSITY RESEARCH FOUNDATION  
 SELECTED CENTER ACTIVITY  
 LANGLEY FULL SCALE TUNNEL  
 FISCAL YEAR 2010 THROUGH FISCAL YEAR 2005

	Fiscal Year 2010	Fiscal Year 2009	Fiscal Year 2008	Fiscal Year 2007	Fiscal Year 2006	Fiscal Year 2005	Cumulative Through FY 2004
<b>UNIVERSITY ACTIVITY: LANGLEY FULL SCALE TUNNEL</b>							
REVENUES	\$ 523,875	\$ 315,687	\$ 735,957	\$ 504,861	\$ 804,830	\$ 831,721	\$ 5,194,512
EXPENDITURES							
Personnel & Fringe Benefits	180,548	378,287	372,960	596,121	674,322	424,853	2,927,117
Supplies, Contractual, General & Travel	17,319	67,364	89,593	369,576	300,010	161,129	1,678,851
Equipment	-	-	-	-	-	60,689	330,520
Subcontracts, Construction & Other	-	-	-	-	-	-	241,071
Administrative & Management Fees	-	-	-	-	-	-	96,388
Total Expenditures	\$ 197,867	\$ 445,651	\$ 462,553	\$ 965,697	\$ 974,332	\$ 646,671	\$ 5,273,947
Net Revenue (Deficit)	\$ 326,008	\$ (129,964)	\$ 273,404	\$ (460,836)	\$ (169,502)	\$ 185,050	\$ (79,435)
Cumulative Net (Deficit)	\$ (55,275)	\$ (381,283)	\$ (251,319)	\$ (524,723)	\$ (63,887)	\$ 105,615	\$ (79,435)

**SCHEDULE 7**

**Sponsored Program Activity**

**Proposals Submitted and Awards Funded**

**Fiscal Year 2010 through Fiscal Year 2006**



**SCHEDULE 7**  
**OLD DOMINION UNIVERSITY RESEARCH FOUNDATION**  
**SUMMARY OF PROPOSAL AND AWARD ACTIVITY**  
**FISCAL YEAR 2010 THROUGH FISCAL YEAR 2006**

	PROPOSALS SUBMITTED					AWARDS FUNDED				
	FY 10	FY 09	FY 08	FY 07	FY 06	FY 10	FY 09	FY 08	FY 07	FY 06
<b>COLLEGE OF ARTS &amp; LETTERS</b>										
Art	\$ -	\$ 13,901	\$ 384,595	\$ 25,223	\$ -	\$ 4,000	\$ -	\$ -	\$ -	\$ -
Communication & Theatre Arts	26,008	-	21,195	13,750	11,591	-	4,000	-	-	2,000
English	1,227,082	5,000	10,000	12,227	5,000	7,000	6,000	6,000	5,000	7,500
Foreign Languages & Literatures	-	-	473,452	21,000	-	-	-	-	21,000	-
History	426,164	-	-	58,853	70,399	114,518	-	-	-	70,399
Interdisciplinary Studies	-	-	-	-	-	-	-	-	-	9,900
International Studies	37,123	-	-	-	-	-	-	-	-	-
Music	-	-	2,150	10,000	3,000	-	2,150	2,500	-	1,000
Philosophy & Religious Studies	41,730	39,000	-	-	-	-	-	-	-	-
Political Science & Geography	564,980	650,609	826,484	1,517,096	574,561	61,104	-	5,100	117,357	219,496
Social Science Research Center	4,325,693	516,250	627,185	259,123	535,149	154,510	246,000	313,939	97,258	270,430
Sociology & Criminal Justice	4,453,347	7,379,578	215,353	870,106	606,811	101,771	718,834	227,007	258,608	63,892
Dean's Office	211,557	335,000	42,916	-	-	24,678	-	-	-	-
<b>College Total</b>	<b>\$ 11,313,684</b>	<b>\$ 8,939,338</b>	<b>\$ 2,603,330</b>	<b>\$ 2,787,378</b>	<b>\$ 1,806,511</b>	<b>\$ 467,581</b>	<b>\$ 976,984</b>	<b>\$ 554,546</b>	<b>\$ 499,223</b>	<b>\$ 644,617</b>
% Change from prior year	26.56%	243.38%	-6.60%	54.30%	-79.12%	-52.14%	76.18%	11.08%	-22.56%	-33.72%
Average yearly increase ( decrease)	6.15%					-10.38%				
<b>COLLEGE OF BUSINESS AND PUBLIC ADMINISTRATION</b>										
Business Administration	\$ 25,969	\$ 233,304	\$ -	\$ -	\$ -	\$ 20,400	\$ -	\$ -	\$ -	\$ -
Economics	318,498	103,765	112,499	118,039	197,532	110,743	-	140,069	10,500	197,781
Information Systems/Decision Science	2,413,349	714,100	870,757	452,459	358,693	39,775	16,000	437,158	-	20,000
Urban Studies/Public Administration	-	-	49,700	-	-	-	-	-	-	-
<b>College Total</b>	<b>\$ 2,757,816</b>	<b>\$ 1,051,169</b>	<b>\$ 1,032,956</b>	<b>\$ 570,497</b>	<b>\$ 556,225</b>	<b>\$ 170,918</b>	<b>\$ 16,000</b>	<b>\$ 577,227</b>	<b>\$ 10,500</b>	<b>\$ 217,781</b>
% Change from prior year	162.36%	1.76%	81.06%	2.57%	121.05%	968.24%	-97.23%	5397.55%	-95.18%	122.03%
Average yearly increase ( decrease)	199.20%					14.85%				

**SCHEDULE 7**  
**OLD DOMINION UNIVERSITY RESEARCH FOUNDATION**  
**SUMMARY OF PROPOSAL AND AWARD ACTIVITY**  
**FISCAL YEAR 2010 THROUGH FISCAL YEAR 2006**

	PROPOSALS SUBMITTED				AWARDS FUNDED					
	FY 10	FY 09	FY 08	FY 07	FY 06	FY 10	FY 09	FY 08	FY 07	FY 06
<b>COLLEGE OF EDUCATION</b>										
Communication Disorders and Special Education	\$ 5,041,168	\$ 7,322,228	\$ 5,623,083	\$ 5,291,682	\$ 2,614,593	\$ 3,346,819	\$ 3,316,359	\$ 3,658,385	\$ 3,554,945	\$ 3,079,890
Counseling and Human Services	1,782,072	-	-	-	-	122,296	-	-	-	-
Educational Foundations and Leadership	5,332,188	2,284,565	1,652,349	232,657	2,051,336	421,403	517,248	209,908	166,562	459,763
Foundations and Special Programs	-	-	163,992	-	-	-	75,718	-	-	-
Human Movement Sciences	2,593,799	1,588,913	1,693,147	1,302,942	889,366	243,455	320,100	229,341	228,938	122,500
STEM Education and Professional Studies	3,335,275	626,608	104,027	140,273	385,780	547,131	141,368	104,027	176,532	205,393
Teaching and Learning	3,550,149	8,026,316	1,852,227	2,426,269	5,516,460	1,335,197	497,911	791,347	1,442,651	723,292
Dean's Office	23,576,157	424,152	666,121	1,121,899	1,050,733	437,563	416,616	317,171	430,445	1,200,376
<b>College Total</b>	<b>\$ 45,210,808</b>	<b>\$ 20,272,782</b>	<b>\$ 11,760,946</b>	<b>\$ 10,515,923</b>	<b>\$ 12,508,268</b>	<b>\$ 6,453,864</b>	<b>\$ 5,285,320</b>	<b>\$ 5,310,179</b>	<b>\$ 6,000,073</b>	<b>\$ 5,791,214</b>
% Change from prior year	123.01%	72.37%	11.84%	-15.93%	-37.85%	22.11%	-0.47%	-11.50%	3.61%	74.76%
Average yearly increase ( decrease)	24.93%					18.95%				
<b>COLLEGE OF ENGINEERING &amp; TECHNOLOGY</b>										
Aerospace Engineering	\$ 4,397,852	\$ 11,589,215	\$ 4,774,643	\$ 4,445,919	\$ 1,515,917	\$ 1,489,495	\$ 1,312,071	\$ 1,153,213	\$ 1,287,927	\$ 142,534
ARC: Applied Research Center	429,017	2,695,646	1,036,041	2,594,740	2,257,026	340,132	673,994	445,034	501,532	433,685
Center for Advanced Engineering Environments	1,560,082	259,997	-	3,645,993	1,049,980	-	-	43,460	74,999	-
Civil & Environmental Engineering	1,453,608	3,489,863	4,748,502	1,837,844	1,162,798	445,086	508,882	628,270	371,188	423,512
Electrical & Computer Engineering	13,920,878	11,856,729	6,764,560	5,532,044	5,863,509	1,049,854	1,493,337	1,720,067	2,782,449	2,465,420
Engineering Management	4,476,188	10,390,149	44,253,445	2,658,420	755,774	1,723,667	2,600,585	1,072,833	431,893	235,788
Engineering Technology	5,325,095	4,529,801	5,056,058	2,926,082	4,248,532	361,963	1,254,062	637,941	483,941	87,046
Mechanical Engineering	8,661,833	3,097,201	2,521,255	1,912,773	3,087,797	508,823	641,894	675,586	434,988	752,200
Mid-Atlantic Institute for Space & Technology	149,400	465,805	199,671	201,984	4,043,876	9,829	725,500	338,476	153,925	4,087,998
VA Commercial Space Flight Authority	8,534,858	26,397,118	1,257,966	132,802	100,000	39,352,079	1,401,457	1,311,997	1,981,779	1,014,732
VA Applied Tech and Professional Development	420,647	345,169	502,165	370,262	176,280	300,000	249,130	534,534	362,162	182,180
Dean's Office	2,659,664	659,304	2,679,494	1,228,716	472,832	389,571	164,888	359,930	159,360	122,832
<b>College Total</b>	<b>\$ 51,989,122</b>	<b>\$ 75,775,997</b>	<b>\$ 73,793,800</b>	<b>\$ 27,487,569</b>	<b>\$ 24,734,320</b>	<b>\$ 45,970,489</b>	<b>\$ 11,025,800</b>	<b>\$ 8,921,341</b>	<b>\$ 9,026,141</b>	<b>\$ 9,947,927</b>
% Change from prior year	-31.39%	2.69%	168.46%	11.13%	-14.47%	316.94%	23.59%	-1.16%	-9.27%	10.54%
Average yearly increase ( decrease)	15.96%					82.17%				

**SCHEDULE 7**  
**OLD DOMINION UNIVERSITY RESEARCH FOUNDATION**  
**SUMMARY OF PROPOSAL AND AWARD ACTIVITY**  
**FISCAL YEAR 2010 THROUGH FISCAL YEAR 2006**

	PROPOSALS SUBMITTED						AWARDS FUNDED					
	FY 10	FY 09	FY 08	FY 07	FY 06		FY 10	FY 09	FY 08	FY 07	FY 06	
<b>COLLEGE OF HEALTH SCIENCES</b>												
Community & Environmental Health	\$ 2,574,781	\$ 4,544,682	\$ 1,779,490	\$ 787,975	\$ 642,409		\$ 489,447	\$ 157,749	\$ 323,744	\$ 55,296	\$ 26,164	
Dental Hygiene	478,516	587,817	363,574	154,190	483,453		201,436	55,480	94,817	16,341	4,880	
Medical Laboratory & Radiation Sciences	3,711,986	9,328,479	3,458,499	4,035,676	451,260		1,768,579	1,393,490	90,823	128,663	-	
Nursing	824,843	1,866,576	765,686	1,330,283	1,914,451		576,450	388,774	740,014	547,727	475,949	
Physical Therapy	3,529,373	2,148,358	512,022	2,015,630	108,303		57,300	51,999	120,887	32,097	-	
Dean's Office	6,918	225,000	-	567,579	1,337,473		-	-	112,675	100,000	86,654	
<b>College Total</b>	<b>\$ 11,126,417</b>	<b>\$ 18,700,912</b>	<b>\$ 6,879,271</b>	<b>\$ 8,891,333</b>	<b>\$ 4,937,348</b>		<b>\$ 3,093,212</b>	<b>\$ 2,047,492</b>	<b>\$ 1,482,960</b>	<b>\$ 880,123</b>	<b>\$ 593,646</b>	
% Change from prior year	-40.50%	171.84%	-22.63%	80.08%	-34.73%		51.07%	38.07%	68.49%	48.26%	-12.29%	
Average yearly increase ( decrease)	9.42%						71.41%					
<b>COLLEGE OF SCIENCES</b>												
Biological Sciences	\$ 5,198,087	\$ 7,644,920	\$ 9,435,061	\$ 9,089,838	\$ 8,006,681		\$ 2,420,560	\$ 1,894,772	\$ 2,666,605	\$ 2,615,865	\$ 2,801,383	
Center for Coastal Physical Oceanography	3,970,227	3,364,980	6,458,457	5,451,273	3,784,899		2,027,931	995,137	581,552	850,604	1,428,483	
Center for Coastal Physical Oceanography - SSRF	187,158	201,789	483,721	-	982,058		100,540	49,712	59,928	-	7,500	
Center for Computational Sciences	39,479	32,500	-	990,496	295,214		-	-	-	7,500	-	
Chemistry and Biochemistry	15,638,301	22,363,771	12,919,970	7,525,073	9,135,983		4,332,500	2,249,275	2,101,433	746,630	1,113,483	
Chemistry and Biochemistry - SSRP	1,669,908	3,758,987	3,107,175	3,952,706	6,849,861		215,151	962,002	1,853,831	1,125,053	575,219	
Computer Science	7,878,715	4,423,786	3,313,008	1,628,833	3,350,814		1,023,263	1,103,165	324,941	884,060	330,255	
Mathematics and Statistics	5,344,584	-	-	-	-		733,943	-	-	-	19,000	
Mathematics and Statistics - SSRP	-	-	-	-	-		-	-	-	-	-	
Ocean, Earth & Atmospheric Sciences	8,882,682	10,975,538	5,855,885	15,946,286	9,257,343		4,087,125	2,767,949	2,902,774	3,044,300	2,344,621	
Ocean, Earth & Atmospheric Sciences - SSRP	821,359	1,587,398	1,157,717	-	384,891		120,566	317,144	95,460	-	37,305	
Physics	10,183,866	10,591,531	5,106,029	5,249,916	3,091,853		4,283,847	2,101,647	1,896,811	1,552,900	1,324,327	
Psychology	7,843,658	5,642,140	2,551,847	986,360	5,369,170		1,211,482	1,131,846	298,428	709,423	509,422	
Dean's Office	1,535,218	415,539	102,902	-	-		4,964	12,598	-	-	10,200	
<b>College Total</b>	<b>\$ 69,193,242</b>	<b>\$ 71,002,879</b>	<b>\$ 50,491,772</b>	<b>\$ 50,820,781</b>	<b>\$ 50,508,767</b>		<b>\$ 20,561,872</b>	<b>\$ 13,585,247</b>	<b>\$ 12,781,763</b>	<b>\$ 11,536,334</b>	<b>\$ 10,501,198</b>	
% Change from prior year	-2.55%	40.62%	-0.65%	0.62%	-10.74%		51.35%	6.29%	10.80%	9.86%	-9.71%	
Average yearly increase ( decrease)	4.45%						15.36%					

**SCHEDULE 7**  
**OLD DOMINION UNIVERSITY RESEARCH FOUNDATION**  
**SUMMARY OF PROPOSAL AND AWARD ACTIVITY**  
**FISCAL YEAR 2010 THROUGH FISCAL YEAR 2006**

	PROPOSALS SUBMITTED				AWARDS FUNDED					
	FY 10	FY 09	FY 08	FY 07	FY 06	FY 10	FY 09	FY 08	FY 07	FY 06
<b>OFFICE OF RESEARCH AND OTHER UNITS</b>										
Office of Research	\$ -	\$ 880,224	\$ 284,540	\$ -	\$ -	\$ -	\$ 33,000	\$ 36,100	\$ -	\$ -
VMASC: Virginia Modeling, Analysis & Simulation Center	13,101,894	70,759,038	34,376,898	17,995,897	11,241,054	-	8,428,550	7,775,939	10,332,540	8,293,190
Frank Reidy Research Center for Bioelectronics	6,948,774	24,044,692	4,796,639	4,203,696	7,177,929	760,527	1,694,885	1,165,628	728,800	480,539
Office of Distance Learning	-	1,942,490	2,250,183	-	-	45,000	-	1,256,391	-	-
VA Tidewater Consortium for Higher Education	1,223,007	-	8,640,220	4,086,202	-	599,170	480,170	480,170	466,184	-
VA Space Grant Consortium	6,004,974	16,093,936	26,923,701	6,078,790	5,780,198	4,748,090	5,467,810	2,701,685	3,059,058	2,419,277
Miscellaneous Units	347,865	988,799	469,000	1,625,626	435,712	353,077	993,631	-	577,691	179,521
<b>Total Non-University Activity</b>	<b>\$ 27,626,514</b>	<b>\$ 114,709,179</b>	<b>\$ 77,741,181</b>	<b>\$ 33,980,211</b>	<b>\$ 24,634,894</b>	<b>\$ 14,635,800</b>	<b>\$ 17,098,046</b>	<b>\$ 13,415,923</b>	<b>\$ 15,164,273</b>	<b>\$ 11,372,527</b>
% Change from prior year	-75.92%	47.55%	128.72%	37.98%	-32.03%	-14.40%	27.45%	-11.53%	33.34%	-24.75%
Average yearly increase ( decrease)	-4.76%					-0.63%				
<b>GRAND TOTAL</b>	<b>\$ 219,217,603</b>	<b>\$ 310,452,256</b>	<b>\$ 224,303,256</b>	<b>\$ 135,063,692</b>	<b>\$ 119,686,333</b>	<b>\$ 91,353,736</b>	<b>\$ 50,034,889</b>	<b>\$ 43,043,939</b>	<b>\$ 43,116,666</b>	<b>\$ 39,068,911</b>
<b>% CHANGE FROM PRIOR YEAR</b>	<b>-29.39%</b>	<b>38.41%</b>	<b>66.07%</b>	<b>12.85%</b>	<b>-24.42%</b>	<b>82.58%</b>	<b>16.24%</b>	<b>-0.17%</b>	<b>10.36%</b>	<b>-4.25%</b>
Average yearly increase ( decrease)	7.69%					24.78%				