




## Old Dominion University Research Foundation

To: Distribution

From: Julian F. Facenda   
Executive Director

Date: December 8, 2014

Subject: Annual Report of Sponsored Program Activity - June 30, 2014

Attached please find the Annual Report of Sponsored Program Activity for the fiscal year ended June 30, 2014. This report measures sponsored program activity administered through Old Dominion University Research Foundation by the amount of actual expenditures (direct costs and indirect cost recoveries) incurred during the fiscal year. Unrecovered indirect cost is not included in this report. This report includes sponsored program activity administered by the Research Foundation for Old Dominion University and for certain independent entities affiliated with the University. Included in the report is a schedule of proposals submitted and awards funded for the fiscal year ended June 30, 2014 and the four previous fiscal years. Proposal activity is based upon the total dollar amount requested from sponsoring agencies exclusive of institutional or third party cost share amounts. Award activity reflects the dollar amount of actual funding committed during the reporting period.

The activity of the Virginia Commercial Space Flight Authority that is included in this report accounts for the significant decrease in expenditures for fiscal year 2014. During the previous three fiscal years the Authority has been developing space launch capabilities in connection with NASA at Wallops Island, Virginia. This activity, while substantially completed in fiscal year 2013, resulted in a decrease of \$7.8 million in expenditures reported. In addition, \$11.6 million in launch operations expenditures processed by the Research Foundation on behalf of the Authority are excluded from the sponsored program activity in this report.

Some key points to note are as follows:

- The average yearly increase for the past five fiscal periods is 8.34%.
- Sponsored program activity of \$68.5 million is a 7.46% decrease from fiscal year 2013.
- Research expenditures excluding the activity of the Virginia Commercial Space Flight Authority referred to above increased \$2.3 million representing a 5.0% increase.
- The top five funding sources for the fiscal year were:

Orbital Sciences Corporation	\$ 15.6 million
National Science Foundation	\$ 7.0 million
U.S. Department of Education	\$ 6.6 million
Old Dominion University	\$ 6.3 million
NASA-Goddard Spaceflight Center	\$ 3.6 million

- Activity of individual faculty conducting research through University-wide enterprise centers is reflected under the faculty member's home department. The research activity of core staff assigned to an enterprise center is reflected in the center's activity. The Virginia Modeling, Analysis and Simulation Center (VMASC) and Frank Reidy Research Center for Bioelectrics core staff activities are reported under the Office of Research and Other Units.
- University departments (including SSRP's and center activity) and affiliated activity exceeding \$1 million for the fiscal year were:

Virginia Commercial Space Flight Authority	\$ 20.1 million
Virginia Modeling, Analysis and Simulation Center	\$ 5.4 million
Virginia Space Grant Consortium	\$ 4.7 million
Physics	\$ 4.1 million
Ocean, Earth and Atmospheric Sciences	\$ 4.0 million
Center for Educational Partnerships	\$ 3.6 million
Communication Disorders and Special Education	\$ 3.5 million
Electrical & Computer Engineering	\$ 2.6 million
Chemistry and Biochemistry	\$ 1.8 million
STEM Education and Professional Studies	\$ 1.7 million
Biological Sciences	\$ 1.7 million
Psychology	\$ 1.5 million
ODU Business Gateway	\$ 1.4 million
Center for Coastal Physical Oceanography	\$ 1.3 million
Medical Diagnostic Translation Science	\$ 1.0 million

- Proposal submissions during fiscal year 2014 increased 88.64% over fiscal year 2013 to \$396.3 million dollars. Awards funded during fiscal year 2014 decreased 46.98% from fiscal year 2013 levels. The decrease is due primarily to a reduced funding for Virginia Commercial Space Flight Authority. Awards funded have experienced an average yearly decrease of 6.49% for the five year period since fiscal year 2010.

The following charts graphically depict ODURF- related current fiscal year research expenditures and the trend in research activity over the past six years:

#### **Chart A – Research Expenditures for University and Non-University Units**

This chart indicates percentage of total research expenditures for fiscal year 2014 for each college and reporting unit.

#### **Chart B – Proposals Submitted and Awards Funded**

This chart indicates the change in proposal submissions from \$219.2 million during fiscal year 2010 to \$396.3 million dollars during fiscal year 2014. Awards funded during this same period dropped from \$91.4 million to \$61.7 million.

Should you have any questions concerning the enclosed report please do not hesitate to contact me at 683-7210.

Chart A – Research Expenditures for University and Non University Units

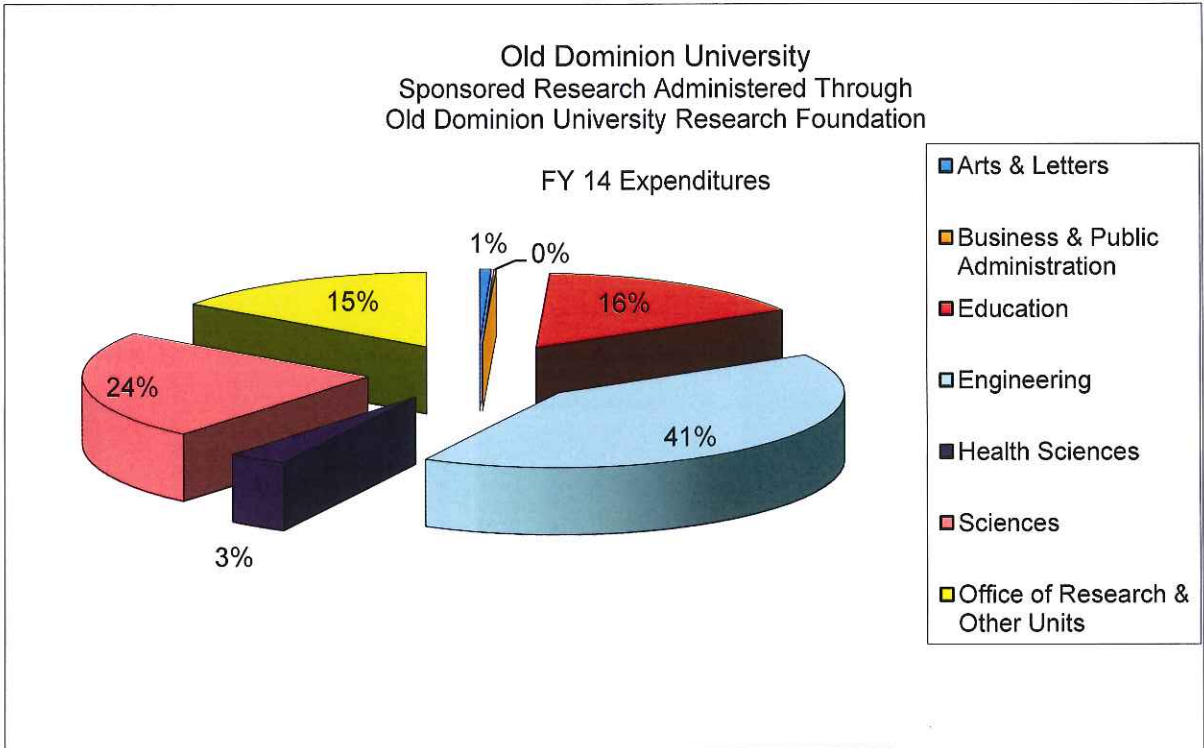
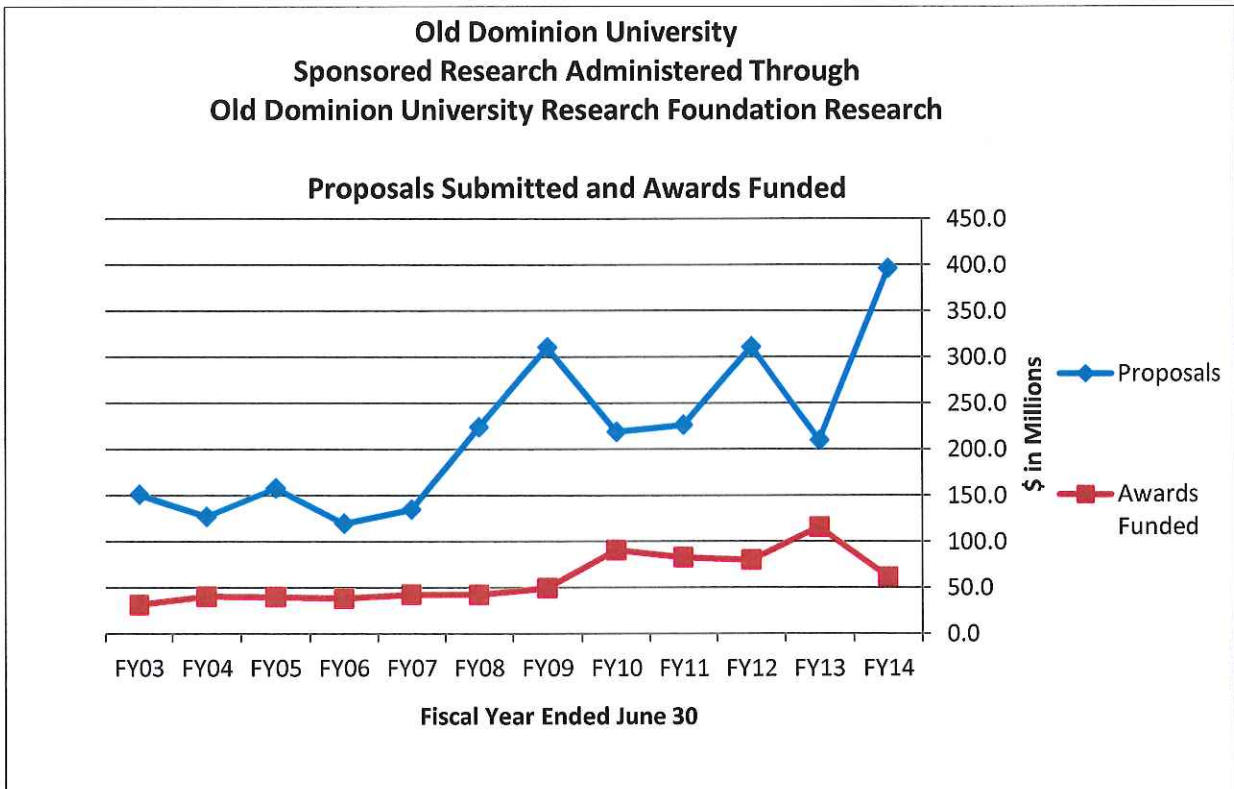


Chart B – Proposals Submitted and Awards Funded



**DISTRIBUTION**

Research Foundation Board of Trustees  
University Vice Presidents  
College Deans  
Academic Department Chairs  
Center Directors  
Affiliated Unit Directors  
Institutional Research Office  
University Budget Office



**OLD DOMINION UNIVERSITY RESEARCH FOUNDATION**  
**ANNUAL REPORT OF SPONSORED PROGRAM ACTIVITY**

**FISCAL YEAR ENDED JUNE 30, 2014**

## CONTENTS

- Schedule 1** - Summary of Sponsored Program Activity  
Fiscal Year 2014 through Fiscal Year 2009
- Schedule 2** - Summary of Sponsored Program Activity by Major Funding  
Source – Fiscal Year 2014 through Fiscal Year 2010
- Schedule 3** - Comparison of Direct Cost, Indirect Cost and Effective Indirect  
Cost Rates – University Units – Fiscal Year 2014 through  
Fiscal Year 2012
- Schedule 4** - Sponsored Program Activity Individual Project Listing  
Fiscal Year 2014
- Schedule 5** - Enterprise Centers Including Projects Reported as Activity of an  
Academic Department – Fiscal Year 2014
- Schedule 6** - Sponsored Program Activity – Proposals Submitted and  
Awards Funded – Fiscal Year 2014 through Fiscal Year 2010

**SCHEDULE 1**

**Summary of Sponsored Program Activity**

**Fiscal Year 2014 through Fiscal Year 2009**

**SCHEDULE 1**  
**OLD DOMINION UNIVERSITY RESEARCH FOUNDATION**  
**SUMMARY OF SPONSORED PROGRAM ACTIVITY**  
(MEASURED BY EXPENDITURES INCURRED)  
**FISCAL YEAR 2014 THROUGH FISCAL YEAR 2009**

	FY 14	FY 13	FY 12	FY 11	FY10	FY 09
<b>COLLEGE OF ARTS &amp; LETTERS</b>						
Dean's Office	\$ 30,491	\$ 26,210	\$ 23,384	\$ 22,745	\$ 4,582	\$ -
Art	-	-	-	-	2,125	-
Communication & Theatre Arts	6,905	5,366	48,536	-	-	4,000
English	81,313	68,275	65,224	71,219	4,103	5,774
Foreign Languages/Literatures	1,867	-	-	-	-	2,775
International Studies	-	-	46,027	4,642	-	-
Music	-	-	-	-	-	2,150
Political Science & Geography	83,956	20,341	23,290	70,744	28,113	21,464
Political Science & Geography - VMASC	-	5,280	18,433	4,648	-	-
Philosophy & Religious Studies	-	6,000	-	-	-	-
Social Science Research Center	175,408	206,241	243,088	233,307	154,975	225,158
Sociology & Criminal Justice	7,384	25,978	239,320	257,408	359,629	313,245
College Total	\$ 446,006	\$ 452,176	\$ 798,735	\$ 730,182	\$ 635,606	\$ 589,743
% Change from prior year	-1.36%	-43.39%	9.39%	14.88%	7.78%	-10.97%
Average yearly increase ( decrease)	-4.87%					
<b>COLLEGE OF BUSINESS AND PUBLIC ADMINISTRATION</b>						
Business Administration	\$ -	\$ 9,563	\$ 52,626	\$ 17,015	\$ 10,489	\$ 4,878
Economics	60,093	59,357	21,757	90,745	105,526	59,013
Finance	-	-	14,559	-	-	-
Information Systems & Decision Sciences	-	10,669	78,903	167,758	173,490	73,872
Marketing	-	-	9,365	-	-	-
Urban Studies/Public Administration	22,176	71,133	6,286	-	-	-
College Total	\$ 82,269	\$ 150,722	\$ 183,496	\$ 275,518	\$ 289,505	\$ 137,763
% Change from prior year	-45.42%	-17.86%	-33.40%	-4.83%	110.15%	-7.95%
Average yearly increase ( decrease)	-8.06%					



**SCHEDULE 1**  
**OLD DOMINION UNIVERSITY RESEARCH FOUNDATION**  
**SUMMARY OF SPONSORED PROGRAM ACTIVITY**  
(MEASURED BY EXPENDITURES INCURRED)  
**FISCAL YEAR 2014 THROUGH FISCAL YEAR 2009**

	FY 14	FY 13	FY 12	FY 11	FY10	FY 09
<b>COLLEGE OF EDUCATION</b>						
Dean's Office	\$ 320,669	\$ 2,317,690	\$ 960,009	\$ 449,301	\$ 400,783	\$ 531,947
Center for Educational Partnerships	3,630,365	-	-	-	-	-
Communication Disorders and Special Education	3,544,135	3,076,659	3,194,382	3,248,813	3,275,062	3,073,083
Counseling and Human Services	124,783	141,942	215,922	110,907	87,505	-
Educational Foundations and Leadership	916,845	778,034	580,643	401,698	484,770	216,866
Human Movement Sciences	124,789	122,146	97,348	185,799	327,419	317,386
STEM Education and Professional Studies	1,730,137	1,213,575	590,967	321,972	303,415	128,662
STEM Education and Professional Studies - VMASC	-	6,325	14,641	30,884	11,991	5,250
Teaching and Learning	483,439	409,397	559,851	604,761	670,977	655,457
College Total	\$ 10,875,162	\$ 8,065,768	\$ 6,213,763	\$ 5,354,135	\$ 5,561,922	\$ 4,928,651
% Change from prior year	34.83%	29.80%	16.06%	-3.74%	12.85%	-6.02%
Average yearly increase ( decrease)	24.13%					
<b>COLLEGE OF ENGINEERING &amp; TECHNOLOGY</b>						
Dean's Office	\$ 111,954	\$ 57,060	\$ 137,429	\$ 398,815	\$ 433,946	\$ 207,210
Dean's Office - ARC	-	-	-	-	20,754	39,608
Center for Advanced Engineering Environments	-	-	-	-	-	224
Civil & Environmental Engineering	510,504	319,429	485,587	389,651	364,783	412,546
Civil & Environmental Engineering - VMASC	47,752	179,147	43,301	41,764	6,566	-
Civil & Environmental Engineering - VCERC	-	(361)	4,300	12,662	7,192	-
Electrical & Computer Engineering	1,213,846	1,162,556	816,527	644,279	1,050,755	1,317,005
Electrical & Computer Engineering - ARC	1,055,824	1,135,276	1,157,799	611,638	480,703	595,540
Electrical & Computer Engineering - Bioelectronics	379,808	335,663	317,659	400,282	161,570	263,461
Electrical & Computer Engineering - VMASC	-	-	-	-	57,056	100,976
Engineering Career Management Center	103,513	8,650	-	-	-	-
Engineering Management	136,861	301,453	688,481	957,042	1,562,507	1,218,850
Engineering Management - VMASC	-	14,298	142,118	146,282	169,574	1,384,087
Engineering Management - NCSOSE	158,340	939,755	717,507	730,794	-	-
Engineering Technology	349,540	453,958	614,291	776,324	536,432	389,161
Engineering Technology - ARC	90,721	73,773	88,882	30,492	64,999	86,248
Mechanical & Aerospace Engineering	619,202	789,354	1,242,792	1,293,941	2,354,101	1,758,908
Mechanical & Aerospace Engineering - ARC	40,953	48,271	55,977	117,938	47,503	168,863
Mechanical & Aerospace Engineering - SSRP	-	-	-	-	-	-
Modeling, Simulation & Visualization	452,114	226,984	96,850	51,558	-	-
Modeling, Simulation & Visualization - VMASC	2,754,598	2,675,870	3,512,089	5,342,248	6,458,213	5,606,630
Virginia Commercial Space Flight Authority	20,074,491	27,850,335	47,604,863	49,382,878	24,517,685	6,762,552
Virginia Space Flight Academy	21,042	56,576	82,658	56,354	96,219	121,471
Mid-Atlantic Institute for Space & Technology	-	2,974	190,374	256,734	203,015	797,849
College Total	\$ 28,121,063	\$ 36,640,200	\$ 58,015,977	\$ 61,808,111	\$ 38,654,313	\$ 21,407,328
% Change from prior year	-23.25%	-36.84%	-6.14%	59.90%	80.57%	21.55%
Average yearly increase ( decrease)	6.27%					

**SCHEDULE 1**  
**OLD DOMINION UNIVERSITY RESEARCH FOUNDATION**  
**SUMMARY OF SPONSORED PROGRAM ACTIVITY**  
(MEASURED BY EXPENDITURES INCURRED)  
**FISCAL YEAR 2014 THROUGH FISCAL YEAR 2009**

	FY 14	FY 13	FY 12	FY 11	FY10	FY 09
<b>COLLEGE OF HEALTH SCIENCES</b>						
Dean's Office	\$ 5,744	\$ -	\$ -	\$ 1,182	\$ 1,118	\$ 60,138
Community & Environmental Health	355,423	452,579	319,145	297,653	249,497	220,894
Community & Environmental Health - VMASC	-	-	-	-	77,583	63,266
Dental Hygiene	41,673	87,399	69,632	83,879	125,411	91,004
Medical Laboratory & Radiation Sciences	5,744	-	-	8,497	15,726	19,468
Medical Laboratory & Radiation Sciences - Bioelectrics	1,025,476	1,039,078	1,180,562	1,515,678	1,032,746	472,285
Medical Laboratory & Radiation Sciences - VMASC	-	-	-	-	11,342	40,325
Nursing	646,297	746,212	523,484	701,203	533,702	539,373
Physical Therapy	227,299	155,802	113,829	69,079	60,986	103,022
College Total	\$ 2,307,656	\$ 2,481,070	\$ 2,206,652	\$ 2,677,171	\$ 2,108,111	\$ 1,609,775
% Change from prior year	-6.99%	12.44%	-17.58%	26.99%	30.96%	98.17%
Average yearly increase ( decrease)	8.67%					
<b>COLLEGE OF SCIENCES</b>						
Dean's Office	\$ 19,560	\$ 12,688	\$ 11,769	\$ 4,563	\$ 6,215	\$ 14,609
Biological Sciences	1,665,748	2,566,263	2,445,856	2,214,734	2,276,708	2,083,372
Biological Sciences - Bioelectrics	13,785	81,084	134,103	135,409	-	4,748
Biological Sciences - VMASC	-	-	9,575	86,042	-	-
Biological Sciences - VCERC	-	(723)	8,606	25,324	14,384	-
Center for Coastal Physical Oceanography	1,289,616	1,046,395	1,347,043	1,277,236	1,060,131	868,182
Center for Coastal Physical Oceanography - SSRP	-	23,417	72,204	117,335	-	45,794
Center for Computational Science	-	-	-	-	-	108,684
Chemistry and Biochemistry	1,519,745	762,725	1,544,599	1,891,124	1,486,940	1,499,396
Chemistry and Biochemistry - VCERC	284,215	226,784	154,597	598,453	980,231	1,259,570
Computer Science	995,043	1,335,587	1,452,774	1,242,474	1,078,741	1,063,960
Mathematics and Statistics	827,479	707,245	681,077	539,225	802,198	632,000
Ocean, Earth & Atmospheric Sciences	3,721,649	3,007,643	3,413,924	2,706,297	2,336,580	2,702,650
Ocean, Earth & Atmospheric Sciences - SSRP	285,222	269,375	430,276	304,710	200,660	162,633
Ocean, Earth & Atmospheric Sciences - Bioelectrics	-	-	-	-	-	14,067
Physics	4,097,273	3,828,554	3,385,594	2,660,860	2,121,443	1,919,102
Physics - ARC	-	-	-	1,390	5,807	19,240
Psychology	1,536,955	1,301,244	1,265,317	1,133,080	676,795	622,539
Psychology - Bioelectrics	-	4,670	25,832	63,191	-	-
Psychology - VMASC	-	-	3,912	7,260	31,170	9,074
College Total	\$ 16,256,290	\$ 15,172,951	\$ 16,387,058	\$ 15,008,707	\$ 13,078,003	\$ 13,029,620
% Change from prior year	7.14%	-7.41%	9.18%	14.76%	0.37%	-1.31%
Average yearly increase ( decrease)	4.95%					

SCHEDULE 1  
**OLD DOMINION UNIVERSITY RESEARCH FOUNDATION**  
**SUMMARY OF SPONSORED PROGRAM ACTIVITY**  
(MEASURED BY EXPENDITURES INCURRED)  
**FISCAL YEAR 2014 THROUGH FISCAL YEAR 2009**

	FY 14	FY 13	FY 12	FY 11	FY10	FY 09
<b>OFFICE OF RESEARCH AND OTHER UNITS</b>						
Office of Research	\$ -	\$ -	\$ -	\$ 1,000	\$ 27,924	\$ -
VMASC: Virginia Modeling, Analysis & Simulation Center	2,199,704	3,639,735	1,511,237	2,387,933	794,505	666,924
Frank Reidy Research Center for Bioelectrics	831,116	894,851	1,085,548	976,348	1,093,686	1,316,054
Office of Distance Learning	-	-	-	411,788	306,911	229,333
ODU Business Gateway	1,365,604	941,862	338,640	255,148	240,260	412,080
Association for Consortium Leadership	-	42,193	39,881	78,187	56,286	42,982
National University Teleconference Network	-	-	-	-	-	39
Virginia Tidewater Consortium for Higher Education	670,218	878,921	695,035	759,734	519,232	497,102
Virginia Space Grant Consortium	4,683,565	3,952,207	3,884,710	4,327,100	3,285,165	3,014,328
Miscellaneous ODU Units	662,388	665,073	604,562	677,383	638,197	452,825
<b>Total Other Units</b>	<b>\$ 10,412,595</b>	<b>\$ 11,014,842</b>	<b>\$ 8,159,613</b>	<b>\$ 9,874,621</b>	<b>\$ 6,962,166</b>	<b>\$ 6,631,667</b>
% Change from prior year	-5.47%	34.99%	-17.37%	41.83%	4.98%	23.34%
Average yearly increase ( decrease)	11.40%					
<b>GRAND TOTAL</b>	<b>\$ 68,501,041</b>	<b>\$ 73,977,729</b>	<b>\$ 91,965,294</b>	<b>\$ 95,728,445</b>	<b>\$ 67,289,626</b>	<b>\$ 48,334,547</b>
<b>% CHANGE FROM PRIOR YEAR</b>	<b>-7.40%</b>	<b>-19.56%</b>	<b>-3.93%</b>	<b>42.26%</b>	<b>39.22%</b>	<b>12.25%</b>
Average yearly increase ( decrease)	8.34%					

**SCHEDULE 2**

**Summary of Sponsored Program Activity**

**Major Funding Source**

**Fiscal Year 2014 through Fiscal Year 2010**

**SCHEDULE 2**  
**OLD DOMINION UNIVERSITY RESEARCH FOUNDATION**  
**SUMMARY OF SPONSORED PROGRAM ACTIVITY BY MAJOR FUNDING SOURCE**  
(MEASURED BY EXPENDITURES INCURRED)  
**FISCAL YEAR 2014 THROUGH FISCAL YEAR 2010**

FUNDING SOURCE / AGENCY	FY14		FY13		FY12		FY11		FY10	
	Amount	Percent of Total	Amount	Percent of Total	Amount	Percent of Total	Amount	Percent of Total	Amount	Percent of Total
<b>FEDERAL</b>										
National Science Foundation	\$ 7,017,159	10.2%	\$ 5,606,240	7.6%	\$ 7,302,331	7.9%	\$ 7,276,280	7.6%	\$ 5,963,890	8.9%
U.S. Department of Education	6,623,282	9.7%	4,252,336	5.7%	2,135,707	2.3%	1,394,209	1.5%	818,337	1.2%
National Aeronautics & Space Administration	4,371,355	6.4%	2,940,198	4.0%	4,939,958	5.4%	27,558,102	28.8%	8,431,234	12.5%
U.S. Department of Health & Human Services	3,383,887	4.9%	3,660,227	4.9%	3,229,603	3.5%	3,722,176	3.9%	2,784,319	4.1%
U.S. Department of The Navy	2,351,801	3.4%	2,794,394	3.8%	3,463,287	3.8%	5,342,632	5.6%	5,928,338	8.8%
U.S. Department of Energy	2,315,012	3.4%	1,924,766	2.6%	1,565,418	1.7%	1,561,562	1.6%	1,228,359	1.8%
U.S. Department of The Army	718,011	1.0%	1,529,779	2.1%	1,012,559	1.1%	1,137,002	1.2%	323,851	0.5%
U.S. Department of Defense - Other	698,808	1.0%	1,128,709	1.5%	1,456,419	1.6%	1,541,382	1.6%	1,358,704	2.0%
Small Business Administration	343,418	0.5%	228,536	0.3%	168,524	0.2%	115,258	0.1%	5,223	0.0%
Federal Aviation Administration	251,782	0.4%	262,574	0.4%	346,490	0.4%	188,688	0.2%	226,920	0.3%
U.S. Department of Homeland Security	108,293	0.2%	730,580	1.0%	989,436	1.1%	1,027,702	1.1%	841,071	1.2%
U.S. Department of Transportation	97,572	0.1%	24,978	0.0%	105,693	0.1%	137,806	0.1%	-	0.0%
U.S. Department of Justice	71,733	0.1%	-	0.0%	-	0.0%	-	0.0%	-	0.0%
Fermi National Accelerator Lab	68,895	0.1%	125,911	0.2%	-	0.0%	-	0.0%	-	0.0%
Institute of Museum and Library Services	63,142	0.1%	130,013	0.2%	212,573	0.2%	148,748	0.2%	194,039	0.0%
National Endowment/Humanities	51,203	0.1%	-	0.0%	-	0.0%	-	0.0%	-	0.0%
National Oceanic & Atmospheric Administration	39,532	0.1%	129,298	0.2%	190,789	0.2%	226,049	0.2%	188,541	0.3%
Library of Congress	17,832	0.0%	273,265	0.4%	375,009	0.4%	281,385	0.3%	-	0.0%
Other Federal	168,777	0.2%	254,088	0.3%	529,831	0.6%	439,446	0.5%	941,250	0.2%
<b>SUBTOTAL FEDERAL</b>	<b>\$ 28,761,494</b>	<b>42.0%</b>	<b>\$ 25,995,892</b>	<b>35.1%</b>	<b>\$ 28,023,627</b>	<b>30.5%</b>	<b>\$ 52,098,427</b>	<b>54.4%</b>	<b>\$ 29,234,076</b>	<b>43.4%</b>
<b>STATE &amp; LOCAL GOVERNMENT AND AGREEMENTS WITH OTHER UNIVERSITIES</b>										
Virginia Department of Transportation	\$ 2,398,438	3.5%	\$ 18,002,086	24.3%	\$ 11,335,591	12.3%	\$ 156,677	0.2%	\$ 132,945	0.2%
Old Dominion University - See Note	6,327,235	9.2%	5,082,465	6.9%	5,475,936	6.0%	4,842,012	5.1%	5,572,124	8.3%
Virginia Department of Environmental Quality	1,057,860	1.5%	1,139,467	1.5%	1,054,885	1.1%	1,243,321	1.3%	997,988	1.5%
State Council of Higher Education for Virginia	692,726	1.0%	668,053	0.9%	390,783	0.4%	419,977	0.4%	45,900	0.1%
Virginia Department of Emergency Management	608,611	0.9%	1,845,050	2.5%	333,192	0.4%	595,526	0.6%	-	0.0%
Virginia Marine Resources Commission	327,703	0.5%	316,489	0.4%	392,947	0.4%	368,298	0.4%	293,042	0.4%
Virginia Department of Motor Vehicles	303,964	0.4%	267,804	0.4%	216,711	0.2%	210,070	0.2%	155,253	0.2%
City of Virginia Beach	298,851	0.4%	114,936	0.2%	-	0.0%	-	0.0%	-	0.0%
Virginia Tech	292,893	0.4%	316,329	0.4%	97,520	0.1%	99,963	0.1%	-	0.0%
Georgia Regents University	272,968	0.4%	-	0.0%	-	0.0%	-	0.0%	-	0.0%
University of Idaho	257,799	0.4%	302,552	0.4%	56,032	0.1%	-	0.0%	-	0.0%
University of Illinois	255,151	0.4%	127,184	0.2%	13,730	0.0%	-	0.0%	-	0.0%
State University of New Jersey	234,796	0.3%	214,648	0.3%	110,690	0.1%	89,376	0.1%	125,029	0.2%
Hampton Public Schools	234,346	0.3%	181,982	0.2%	187,163	0.2%	161,706	0.2%	118,523	0.2%
Center of Innovative Technology	210,935	0.3%	248,692	0.3%	119,298	0.1%	55,569	0.1%	-	0.0%
University of Virginia	203,071	0.3%	113,053	0.2%	-	0.0%	-	0.0%	-	0.0%
Eastern Virginia Medical School	199,933	0.3%	153,664	0.2%	197,914	0.2%	160,853	0.2%	317,591	0.5%
Iowa State University	188,858	0.3%	-	0.0%	-	0.0%	-	0.0%	-	0.0%
University of Michigan Department of Natural Resources	176,977	0.3%	109,307	0.1%	-	0.0%	-	0.0%	-	0.0%
Virginia Institute of Marine Sciences	145,916	0.2%	144,193	0.2%	189,869	0.2%	161,333	0.2%	314,388	0.5%
Crater Planning District Community	139,090	0.2%	184,385	0.2%	21,841	0.0%	-	0.0%	-	0.0%
Virginia General Assembly	-	0.0%	78,038	0.1%	893,677	1.0%	9,210,900	9.6%	11,869,430	17.6%
Other State & Local	1,306,848	1.9%	1,496,024	2.0%	2,540,005	2.8%	1,660,001	1.7%	2,908,697	4.3%
<b>SUBTOTAL STATE &amp; LOCAL</b>	<b>\$ 16,134,969</b>	<b>23.6%</b>	<b>\$ 31,106,401</b>	<b>42.0%</b>	<b>\$ 23,627,784</b>	<b>25.7%</b>	<b>\$ 19,435,582</b>	<b>20.3%</b>	<b>\$ 22,850,910</b>	<b>34.0%</b>

**SCHEDULE 2**  
**OLD DOMINION UNIVERSITY RESEARCH FOUNDATION**  
**SUMMARY OF SPONSORED PROGRAM ACTIVITY BY MAJOR FUNDING SOURCE**  
(MEASURED BY EXPENDITURES INCURRED)  
**FISCAL YEAR 2014 THROUGH FISCAL YEAR 2010**

FUNDING SOURCE / AGENCY	FY14		FY13		FY12		FY11		FY10	
	Amount	Percent of Total	Amount	Percent of Total	Amount	Percent of Total	Amount	Percent of Total	Amount	Percent of Total
<b>PRIVATE AND OTHER SPONSORS</b>										
Orbital Sciences Corporation	\$ 15,589,421	22.8%	\$ 8,948,526	12.1%	\$ 32,965,214	35.8%	\$ 15,842,961	16.5%	\$ 7,187,177	10.7%
National Institute of Aerospace	1,881,312	2.7%	1,708,103	2.3%	1,607,636	1.7%	1,458,507	1.5%	1,316,699	2.0%
Jefferson Science Associates	1,040,048	1.5%	1,185,308	1.6%	1,245,453	1.4%	1,140,203	1.2%	809,071	1.2%
Niowave, Inc.	484,236	0.7%	352,319	0.5%	234,555	0.3%	113,670	0.1%	-	0.0%
Cubic Applications, Inc.	289,126	0.4%	-	0.0%	-	0.0%	-	0.0%	-	0.0%
Oncosec Medical, Inc.	234,431	0.3%	-	0.0%	-	0.0%	-	0.0%	-	0.0%
Cazador LLC	197,255	0.3%	162,553	0.2%	-	0.0%	-	0.0%	-	0.0%
General Dynamics	177,690	0.3%	355,207	0.5%	93,870	0.1%	60,483	0.1%	332,548	0.5%
American Diabetes Association	176,183	0.3%	71,151	0.1%	24,951	0.0%	177,483	0.2%	186,856	0.3%
Dominion Resources Services	169,877	0.2%	-	0.0%	-	0.0%	-	0.0%	-	0.0%
Business Gateway	161,416	0.2%	300,171	0.4%	9,270	0.0%	-	0.0%	-	0.0%
LMI	158,926	0.2%	99,220	0.1%	-	0.0%	-	0.0%	-	0.0%
Advanced Anti-Terror Technologies, Inc.	155,482	0.2%	115,964	0.2%	209,214	0.2%	246,212	0.3%	237,485	0.4%
WR Systems LTD	151,285	0.2%	199,204	0.3%	-	0.0%	-	0.0%	-	0.0%
Genedge Alliance (formerly Philpott Manufacturing)	145,990	0.2%	134,799	0.2%	139,005	0.2%	139,890	0.1%	158,207	0.2%
University of Southampton	125,447	0.2%	-	0.0%	-	0.0%	-	0.0%	-	0.0%
Children Surgical	121,776	0.2%	149,609	0.2%	37,925	0.0%	24,160	0.0%	-	0.0%
Microact, Inc.	111,617	0.2%	-	0.0%	-	0.0%	-	0.0%	-	0.0%
Alion Science and Technology Corporation	103,513	0.2%	46,123	0.1%	272,425	0.3%	9,621	0.0%	17,636	0.0%
National Space Grant Consortium	100,600	0.1%	40,600	0.1%	91,738	0.1%	85,038	0.1%	20,000	0.0%
World Conservation Union	72,603	0.1%	80,752	0.1%	180,968	0.2%	214,062	0.2%	177,419	0.3%
Oak Ridge Associated Universities	61,763	0.1%	121,418	0.2%	181,263	0.2%	174,232	0.2%	-	0.0%
European Commission	51,543	0.1%	16,378	0.0%	92,055	0.1%	9,283	0.0%	-	0.0%
URS Consultants	42,444	0.1%	249,376	0.3%	-	0.0%	-	0.0%	-	0.0%
General Command of Gandarme	36,346	0.1%	7,931	0.0%	45,178	0.0%	262,404	0.3%	273,213	0.4%
VMASC Memberships	16,173	0.0%	37,945	0.1%	150,347	0.2%	253,971	0.3%	209,376	0.3%
Chilean Fishing Development	4,301	0.0%	109,363	0.1%	77,415	0.1%	-	0.0%	10,779	0.0%
Trabant Solar	-	0.0%	420,000	0.6%	-	0.0%	-	0.0%	-	0.0%
Magne Motion, Incorporated	-	0.0%	46,568	0.1%	200,456	0.2%	57,428	0.1%	124,579	0.2%
Tetra Tech, Inc	-	0.0%	45,207	0.1%	103,847	0.1%	111,221	0.1%	-	0.0%
Other Private Sponsors	1,743,774	2.5%	1,871,641	2.5%	2,351,098	2.6%	3,813,607	4.0%	4,143,595	6.2%
<b>SUBTOTAL PRIVATE</b>	<b>\$ 23,604,578</b>	<b>34.5%</b>	<b>\$ 16,875,436</b>	<b>22.8%</b>	<b>\$ 40,313,883</b>	<b>43.8%</b>	<b>\$ 24,194,436</b>	<b>25.3%</b>	<b>\$ 15,204,640</b>	<b>22.6%</b>
<b>TOTAL</b>	<b>\$ 68,501,041</b>	<b>100.0%</b>	<b>\$ 73,977,729</b>	<b>100.0%</b>	<b>\$ 91,965,294</b>	<b>100.0%</b>	<b>\$ 95,728,445</b>	<b>100.0%</b>	<b>\$ 67,289,626</b>	<b>100.0%</b>

**SCHEDULE 2**  
**OLD DOMINION UNIVERSITY RESEARCH FOUNDATION**  
**SUMMARY OF SPONSORED PROGRAM ACTIVITY BY MAJOR FUNDING SOURCE**  
(MEASURED BY EXPENDITURES INCURRED)  
**FISCAL YEAR 2014 THROUGH FISCAL YEAR 2010**

FUNDING SOURCE / AGENCY	FY14		FY13		FY12		FY11		FY10	
	Amount	Percent of Total	Amount	Percent of Total	Amount	Percent of Total	Amount	Percent of Total	Amount	Percent of Total

**Note: Certain agencies require direct award to Old Dominion University. The following represents the expenditures by agency on projects passed through by the University.**

Old Dominion University pass through from:										
Virginia Department Of Education	\$ 4,479,373	6.5%	\$ 3,442,767	4.7%	\$ 3,867,461	4.3%	\$ 3,516,430	3.8%	\$ 3,865,186	4.0%
Virginia General Assembly	1,749,465	2.6%	1,586,305	2.1%	1,347,478	1.5%	1,039,823	1.1%	1,276,459	1.3%
Virginia Department Of Mental Health & Retardation	-	0.0%	4,149	0.0%	34,656	0.0%	53,387	0.1%	56,369	0.1%
State Council of Higher Education for Virginia	-	0.0%	-	0.0%	30,570	0.0%	55,308	0.1%	170,526	0.2%
Virginia Department Of Health	98,397	0.1%	34,359	0.0%	26,252	0.0%	39,966	0.0%	17,663	0.0%
Other ODU	-	0.0%	14,885	0.0%	169,519	0.2%	137,098	0.1%	185,921	0.1%
Old Dominion University Total	\$ 6,327,235	9.2%	\$ 5,082,465	6.9%	\$ 5,475,936	6.1%	\$ 4,842,012	5.2%	\$ 5,572,124	5.8%

Note: Certain prior year amounts have been restated to be consistent with current year presentation.

**SCHEDULE 3**

**Comparison of Direct Cost, Indirect Cost and  
Effective Indirect Cost Rates**

**Fiscal Year 2014 through Fiscal Year 2012**



SCHEDULE 3  
 OLD DOMINION UNIVERSITY RESEARCH FOUNDATION  
 REPORT OF SPONSORED PROGRAM ACTIVITY  
 DIRECT COST, INDIRECT COST AND EFFECTIVE INDIRECT COST RATE  
 (MEASURED BY EXPENDITURES INCURRED)  
 FISCAL YEAR 2014 THROUGH FISCAL YEAR 2012

	Fiscal Year 2014				Fiscal Year 2013				Fiscal Year 2012			
	TOTAL DIRECT COSTS	TOTAL INDIRECT COSTS	TOTAL PROJECT COSTS	Effective Indirect Cost Rate	TOTAL DIRECT COSTS	TOTAL INDIRECT COSTS	TOTAL PROJECT COSTS	Effective Indirect Cost Rate	TOTAL DIRECT COSTS	TOTAL INDIRECT COSTS	TOTAL PROJECT COSTS	Effective Indirect Cost Rate
<b>COLLEGE OF ARTS AND LETTERS</b>												
Dean's Office	\$ 29,518	\$ 973	\$ 30,491	3.3%	\$ 25,376	\$ 834	\$ 26,210	3.3%	\$ 22,717	\$ 667	\$ 23,384	2.9%
Communication and Theatre Arts	4,603	2,302	6,905	50.0%	5,366	-	5,366	0.0%	42,590	5,946	48,536	14.0%
English	73,498	7,815	81,313	10.6%	66,001	2,274	68,275	3.4%	63,444	1,780	65,224	2.8%
History	56,736	1,946	58,682	3.4%	85,559	2,926	88,485	3.4%	89,098	2,335	91,433	2.6%
International Studies	1,220	647	1,867	53.0%	-	-	-	0.0%	43,016	3,011	46,027	7.0%
Philosophy & Religious Studies	-	-	-	0.0%	6,000	-	6,000	0.0%	-	-	-	0.0%
Political Science & Geography	79,610	4,346	83,956	5.5%	19,018	1,323	20,341	7.0%	19,669	3,621	23,290	18.4%
Political Science & Geography - VMASC	-	-	-	0.0%	5,280	-	5,280	0.0%	18,433	-	18,433	0.0%
Sociology & Criminal Justice	4,919	2,465	7,384	50.1%	17,624	8,354	25,978	47.4%	177,064	62,256	239,320	35.2%
Social Science Research Center	159,524	15,884	175,408	10.0%	177,931	28,310	206,241	15.9%	204,131	38,957	243,088	19.1%
College Total	\$ 409,627	\$ 36,379	\$ 446,006	8.9%	\$ 408,155	\$ 44,021	\$ 452,176	10.8%	\$ 680,162	\$ 118,573	\$ 798,735	17.4%
<b>COLLEGE OF BUSINESS AND PUBLIC ADMINISTRATION</b>												
Business Administration	\$ -	\$ -	\$ -	0.0%	\$ 8,773	\$ 790	\$ 9,563	9.0%	\$ 48,448	\$ 4,178	\$ 52,626	8.6%
Economics	48,049	12,044	60,093	25.1%	38,827	20,530	59,357	52.9%	14,506	7,251	21,757	50.0%
Finance	-	-	-	0.0%	-	-	-	0.0%	14,559	-	14,559	0.0%
Information Systems / Decision Sciences	-	-	-	0.0%	7,112	3,557	10,669	50.0%	53,288	25,615	78,903	48.1%
Marketing	-	-	-	0.0%	-	-	-	0.0%	9,365	-	9,365	0.0%
Urban Studies	16,068	6,108	22,176	38.0%	48,925	22,208	71,133	45.4%	6,286	-	6,286	0.0%
College Total	\$ 64,117	\$ 18,152	\$ 82,269	28.3%	\$ 103,637	\$ 47,085	\$ 150,722	45.4%	\$ 146,452	\$ 37,044	\$ 183,496	25.3%
<b>COLLEGE OF EDUCATION</b>												
Dean's Office	\$ 296,960	\$ 23,709	\$ 320,669	8.0%	\$ 2,090,521	\$ 227,169	\$ 2,317,690	10.9%	\$ 842,037	\$ 117,972	\$ 960,009	14.0%
Center for Education Partnerships	3,386,828	243,537	3,630,365	7.2%	-	-	-	0.0%	-	-	-	0.0%
Communication Disorders and Special Education	3,328,886	215,249	3,544,135	6.5%	2,881,149	195,510	3,076,659	6.8%	2,997,353	197,029	3,194,382	6.6%
Counseling and Human Services	124,287	496	124,783	0.4%	139,638	2,304	141,942	1.6%	207,723	8,199	215,922	3.9%
Educational Foundations and Leadership	833,196	83,649	916,845	10.0%	702,516	75,518	778,034	10.7%	512,859	67,784	580,643	13.2%
Human Movement Sciences	119,355	5,434	124,789	4.6%	108,483	13,663	122,146	12.6%	91,639	5,709	97,348	6.2%
STEM Education and Professional Studies	1,590,601	139,536	1,730,137	8.8%	1,089,644	123,931	1,213,575	11.4%	537,166	53,801	590,967	10.0%
STEM Education and Professional Studies - VMASC	-	-	-	0.0%	4,624	1,701	6,325	36.8%	10,289	4,352	14,641	42.3%
Teaching and Learning	452,877	30,562	483,439	6.7%	361,189	48,208	409,397	13.3%	463,988	95,863	559,851	20.7%
College Total	\$ 10,132,990	\$ 742,172	\$ 10,875,162	7.3%	\$ 7,377,764	\$ 688,004	\$ 8,065,768	9.3%	\$ 5,663,054	\$ 550,709	\$ 6,213,763	9.7%

**SCHEDULE 3**  
**OLD DOMINION UNIVERSITY RESEARCH FOUNDATION**  
**REPORT OF SPONSORED PROGRAM ACTIVITY**  
**DIRECT COST, INDIRECT COST AND EFFECTIVE INDIRECT COST RATE**  
 (MEASURED BY EXPENDITURES INCURRED)  
**FISCAL YEAR 2014 THROUGH FISCAL YEAR 2012**

	Fiscal Year 2014				Fiscal Year 2013				Fiscal Year 2012			
	TOTAL DIRECT COSTS	TOTAL INDIRECT COSTS	TOTAL PROJECT COSTS	Effective Indirect Cost Rate	TOTAL DIRECT COSTS	INDIRECT COSTS	TOTAL PROJECT COSTS	Effective Indirect Cost Rate	TOTAL DIRECT COSTS	INDIRECT COSTS	TOTAL PROJECT COSTS	Effective Indirect Cost Rate
<b>COLLEGE OF ENGINEERING</b>												
Dean's Office	\$ 88,712	\$ 23,242	\$ 111,954	26.2%	\$ 42,139	\$ 14,922	\$ 57,061	35.4%	\$ 125,318	\$ 12,111	\$ 137,429	9.7%
Civil & Environmental Engineering	380,677	129,827	510,504	34.1%	242,641	76,788	319,429	31.6%	433,047	52,540	485,587	12.1%
Civil & Environmental Engineering - VCERC	-	-	-	0.0%	(287)	(75)	(362)	26.1%	3,413	887	4,300	26.0%
Civil & Environmental Engineering - VMASC	34,784	12,968	47,752	37.3%	119,219	59,928	179,147	50.3%	33,424	9,877	43,301	29.6%
Electrical & Computer Engineering	888,536	325,310	1,213,846	36.6%	928,643	233,912	1,162,555	25.2%	649,104	167,423	816,527	25.8%
Electrical & Computer Engineering - ARC	824,619	231,205	1,055,824	28.0%	900,941	234,335	1,135,276	26.0%	881,547	276,252	1,157,799	31.3%
Electrical & Computer Engineering - VMASC	-	-	-	0.0%	-	-	-	0.0%	-	-	-	32.0%
Engineering Management	93,916	42,945	136,861	45.7%	215,337	86,115	301,452	40.0%	536,453	152,028	688,481	28.3%
Engineering Management - NCSOSE	109,621	48,719	158,340	44.4%	653,781	285,974	939,755	43.7%	492,724	224,783	717,507	45.6%
Engineering Management - VMASC	-	-	-	0.0%	10,069	4,229	14,298	42.0%	100,082	42,036	142,118	42.0%
Engineering Management Career Center	70,982	32,531	103,513	45.8%	8,650	-	8,650	0.0%	-	-	-	0.0%
Engineering Technology	275,185	74,355	349,540	27.0%	355,356	98,603	453,959	27.7%	516,238	98,053	614,291	19.0%
Engineering Technology - ARC	70,661	20,060	90,721	28.4%	58,101	15,672	73,773	27.0%	69,941	18,941	88,882	27.1%
Mechanical & Aerospace Engineering	425,764	193,438	619,202	45.4%	585,181	204,173	789,354	34.9%	927,739	315,053	1,242,792	34.0%
Mechanical & Aerospace Engineering - ARC	40,953	-	40,953	0.0%	48,271	-	48,271	0.0%	55,977	-	55,977	0.0%
Mechanical & Aerospace Engineering - VMASC	-	-	-	0.0%	6,627	2,552	9,179	38.5%	11,583	4,910	16,493	42.4%
Mid-Atlantic Institute for Space & Technology	-	-	-	0.0%	2,974	-	2,974	0.0%	190,374	-	190,374	0.0%
Modeling, Simulation & Visualization	325,794	126,320	452,114	38.8%	170,732	56,253	226,985	32.9%	73,695	23,155	96,850	31.4%
Modeling, Simulation & Visualization - VMASC	2,380,675	373,923	2,754,598	15.7%	2,198,919	476,951	2,675,870	21.7%	2,901,705	610,384	3,512,089	21.0%
Virginia Commercial Space Flight Authority	19,915,448	159,043	20,074,491	0.8%	27,669,742	180,593	27,850,335	0.7%	47,479,362	125,501	47,604,863	0.3%
Virginia Space Flight Academy	21,042	-	21,042	0.0%	56,576	-	56,576	0.0%	82,658	-	82,658	0.0%
College Total	\$ 26,215,707	\$ 1,905,356	\$ 28,121,063	7.3%	\$ 34,509,889	\$ 2,130,311	\$ 36,640,200	6.2%	\$ 55,804,968	\$ 2,211,009	\$ 58,015,977	4.0%
<b>COLLEGE OF HEALTH SCIENCES</b>												
Dean's Office	\$ 5,744	\$ -	\$ 5,744	0.0%	\$ -	\$ -	\$ -	0.0%	\$ -	\$ -	\$ -	0.0%
Community & Environmental Health	265,760	89,663	355,423	33.7%	340,130	112,449	452,579	33.1%	240,714	78,431	319,145	32.6%
Dental Hygiene	37,664	4,009	41,673	10.6%	71,011	16,388	87,399	23.1%	50,657	18,975	69,632	37.5%
Medical Laboratory & Radiation Sciences	-	-	-	0.0%	-	-	-	0.0%	-	-	-	0.0%
Medical Laboratory & Radiation Sciences - Bioelectrics	-	-	-	0.0%	722,860	316,219	1,039,079	43.7%	813,691	366,871	1,180,562	45.1%
Medical Diagnostic Translation Sciences	748,558	282,662	1,031,220	37.8%	-	-	-	-	-	-	-	-
Nursing	625,539	20,758	646,297	3.3%	717,570	28,642	746,212	4.0%	489,469	34,015	523,484	6.9%
Physical Therapy	202,020	25,279	227,299	12.5%	127,309	28,492	155,801	22.4%	88,103	25,726	113,829	29.2%
College Total	\$ 1,885,285	\$ 422,371	\$ 2,307,656	22.4%	\$ 1,978,880	\$ 502,190	\$ 2,481,070	25.4%	\$ 1,682,634	\$ 524,018	\$ 2,206,652	31.1%

SCHEDULE 3  
 OLD DOMINION UNIVERSITY RESEARCH FOUNDATION  
 REPORT OF SPONSORED PROGRAM ACTIVITY  
 DIRECT COST, INDIRECT COST AND EFFECTIVE INDIRECT COST RATE  
 (MEASURED BY EXPENDITURES INCURRED)  
 FISCAL YEAR 2014 THROUGH FISCAL YEAR 2012

	Fiscal Year 2014				Fiscal Year 2013				Fiscal Year 2012			
	TOTAL DIRECT COSTS	TOTAL INDIRECT COSTS	TOTAL PROJECT COSTS	Effective Indirect Cost Rate	TOTAL DIRECT COSTS	INDIRECT COSTS	TOTAL PROJECT COSTS	Effective Indirect Cost Rate	TOTAL DIRECT COSTS	INDIRECT COSTS	TOTAL PROJECT COSTS	Effective Indirect Cost Rate
<b>COLLEGE OF SCIENCES</b>												
Dean's Office	\$ 18,911	\$ 649	\$ 19,560	3.4%	\$ 12,269	\$ 419	\$ 12,688	3.4%	\$ 11,434	\$ 335	\$ 11,769	2.9%
Biological Sciences	1,421,754	243,994	1,665,748	17.2%	2,169,111	397,152	2,566,263	18.3%	2,113,611	332,245	2,445,856	15.7%
Biological Sciences - CBE	8,788	4,997	13,785	56.9%	58,947	22,137	81,084	37.6%	95,843	38,260	134,103	39.9%
Biological Sciences - VMASC	-	-	-	0.0%	-	-	-	0.0%	8,866	709	9,575	8.0%
Biological Sciences - VCERC	-	-	-	0.0%	(574)	(149)	(723)	26.0%	6,830	1,776	8,606	26.0%
Center for Coastal Physical Oceanography	991,675	297,941	1,289,616	30.0%	737,983	308,411	1,046,394	41.8%	988,548	358,495	1,347,043	36.3%
Center for Coastal Physical Oceanography - SSRP	-	-	-	0.0%	23,417	-	23,417	0.0%	48,136	24,068	72,204	50.0%
Chemistry and Biochemistry	1,258,347	261,398	1,519,745	20.8%	609,493	153,232	762,725	25.1%	1,239,668	304,931	1,544,599	24.6%
Chemistry and Biochemistry - VCERC	197,207	87,008	284,215	44.1%	164,333	62,451	226,784	38.0%	105,542	49,055	154,597	46.5%
Computer Sciences	739,875	255,168	995,043	34.5%	1,022,518	313,069	1,335,587	30.6%	1,134,715	318,059	1,452,774	28.0%
Mathematics & Statistics	648,618	178,861	827,479	27.6%	548,594	158,651	707,245	28.9%	517,298	163,779	681,077	31.7%
Ocean, Earth & Atmospheric Sciences	2,855,822	865,827	3,721,649	30.3%	2,168,870	838,774	3,007,644	38.7%	2,400,200	1,013,724	3,413,924	42.2%
Ocean, Earth & Atmospheric Sciences - CBE	-	-	-	0.0%	-	-	-	0.0%	-	-	-	0.0%
Physics	3,225,277	871,996	4,097,273	27.0%	2,980,122	848,432	3,828,554	28.5%	2,625,184	760,410	3,385,594	29.0%
Physics - ARC	-	-	-	0.0%	-	-	-	0.0%	-	-	-	0.0%
Psychology	1,195,258	341,697	1,536,955	28.6%	1,009,983	291,261	1,301,244	28.8%	977,476	287,841	1,265,317	29.4%
Psychology - CBE	-	-	-	0.0%	3,141	1,529	4,670	48.7%	20,595	5,237	25,832	25.4%
Psychology - VMASC	-	-	-	0.0%	-	-	-	0.0%	3,556	356	3,912	10.0%
College Total	\$ 12,787,876	\$ 3,468,414	\$ 16,256,290	27.1%	\$ 11,708,026	\$ 3,464,925	\$ 15,172,951	29.6%	\$ 12,614,826	\$ 3,772,232	\$ 16,387,058	29.9%
<b>OFFICE OF RESEARCH AND OTHER ACTIVITY</b>												
Office of Research	\$ -	\$ -	\$ -	0.0%	\$ -	\$ -	\$ -	0.0%	\$ -	\$ -	\$ -	0.0%
Frank Reidy Research Center for Bioelectronics	560,630	270,486	831,116	48.2%	637,656	257,195	894,851	40.3%	783,965	301,583	1,085,548	38.5%
Virginia Modeling, Analysis and Simulation Center	1,610,567	589,137	2,199,704	36.6%	2,914,209	725,526	3,639,735	24.9%	1,170,243	340,994	1,511,237	29.1%
Office of Distance Learning	-	-	-	0.0%	-	-	-	0.0%	-	-	-	0.0%
ODU Business Gateway	1,167,780	197,824	1,365,604	16.9%	834,434	107,428	941,862	12.9%	305,280	33,360	338,640	10.9%
Virginia Space Grant Consortium	4,243,287	440,278	4,683,565	10.4%	3,553,435	398,772	3,952,207	11.2%	3,402,061	482,649	3,884,710	14.2%
Virginia Tidewater Consortium for Higher Education	613,979	56,239	670,218	9.2%	820,018	58,903	878,921	7.2%	638,483	56,552	695,035	8.9%
National University Teleconference Network	-	-	-	0.0%	-	-	-	0.0%	-	-	-	0.0%
Association for Consortium Leadership	-	-	-	0.0%	40,570	1,623	42,193	4.0%	38,347	1,534	39,881	4.0%
Miscellaneous ODU Units	619,965	42,423	662,388	6.8%	624,317	40,756	665,073	6.5%	566,376	38,186	604,562	6.7%
College Total Other Units	\$ 8,816,208	\$ 1,596,387	\$ 10,412,595	18.1%	\$ 9,424,639	\$ 1,590,203	\$ 11,014,842	16.9%	\$ 6,904,755	\$ 1,254,858	\$ 8,159,613	18.2%
<b>GRAND TOTAL</b>	\$ 60,311,810	\$ 8,189,231	\$ 68,501,041	13.6%	\$ 65,510,990	\$ 8,466,739	\$ 73,977,729	12.9%	\$ 83,496,851	\$ 8,468,443	\$ 91,965,294	10.1%

SSRP= self supporting research program

**SCHEDULE 4**

**Sponsored Program Activity**

**Individual Project Listing**

**Fiscal Year 2014**

**SCHEDULE 4**  
**OLD DOMINION UNIVERSITY RESEARCH FOUNDATION**  
**SPONSORED PROGRAM ACTIVITY BY INDIVIDUAL PROJECT**  
(MEASURED BY EXPENDITURES INCURRED)  
**FOR FISCAL YEAR 2014**

PROJECT NUMBER	SPONSORING AGENCY	PRINCIPAL INVESTIGATOR / PROJECT DIRECTOR	PROJECT DIRECT COST				PROJECT IDC AND FEES		TOTAL PROJECT COSTS	EFFECTIVE INDIRECT COST RATE	CENTER
			PERSONNEL AND FRINGE BENEFITS	SUPPLIES, CONTRACTUAL, GENERAL, & TRAVEL	EQUIPMENT	SUBCONTRACTS, CONSTRUCTION, TUITION & OTHER	TOTAL DIRECT COSTS	REIMBURSED INDIRECT COSTS			
<b>ARTS AND LETTERS</b>											
Dean's Office											
535711	CITY OF NORFOLK	BAYERSDORFER, F.	-	1,150	-	-	1,150	-	-	1,150	TRAD
397561	* US DEPT OF EDUCATION	WOJTOWICZ, R.	6,555	5,615	-	16,197	28,368	973	-	29,341	TRAD
			6,555	6,765	-	16,197	29,518	973	-	30,491	3.30%
English											
397561	* US DEPT OF EDUCATION	BOSTIC, T.	6,555	5,615	-	16,197	28,367	973	-	29,341	TRAD
397561	* US DEPT OF EDUCATION	HELLER, D.	6,555	5,615	-	16,197	28,367	973	-	29,341	TRAD
286037	* NAVSUP FLEET LOGISTICS NORFOLK	VINCELETTE, E.	16,764	-	-	-	16,764	5,869	-	22,631	TRAD
			29,874	11,230	-	32,394	73,498	7,815	-	81,313	10.63%
Foreign Language/Literatures											
544971	* UNIVERSITY OF MASSACHUSETTS	REN, Z.	1,220	-	-	-	1,220	647	-	1,867	TRAD
			1,220	-	-	-	1,220	647	-	1,867	53.03%
History											
397561	* US DEPT OF EDUCATION	FINLEY-CROSSWHITE, A.	6,555	5,615	-	16,197	28,368	973	-	29,341	TRAD
397561	* US DEPT OF EDUCATION	GREENE, D.	6,555	5,615	-	16,197	28,368	973	-	29,341	TRAD
			13,110	11,230	-	32,394	56,736	1,946	-	58,682	3.43%
Political Science and Geography											
397561	* US DEPT OF EDUCATION	ADAMS, F.	6,555	5,615	-	16,197	28,367	973	-	29,341	TRAD
726941	EUROPEAN COMMISSION	KARP, R.	22,072	26,098	-	-	48,171	3,373	-	51,543	TRAD
545411	* ODU	LIU, H.	3,072	-	-	-	3,072	-	-	3,072	TRAD
			31,699	31,713	-	16,197	79,610	4,346	-	83,956	5.46%
Sociology and Criminal Justice											
354491	US PUBLIC HEALTH SERVICE	YANG, X.	-	(83)	-	-	(83)	(35)	-	(118)	TRAD
594001	WAYNE STATE UNIVERSITY	YANG, X.	2,263	2,739	-	-	5,002	2,500	-	7,502	TRAD
			2,263	2,656	-	-	4,919	2,465	-	7,384	50.11%
Communication and Theatre Arts											
310481	* NATL SCIENCE FOUNDATION	ALONZO, J.	4,353	250	-	-	4,603	2,302	-	6,905	TRAD
			4,353	250	-	-	4,603	2,302	-	6,905	50.01%
Social Science Research Center											
215691	* DOD NON-TRADITIONAL EDUCATION	VANDECAR-BURDIN, T.	-	-	-	-	-	-	-	-	SSRC
230891	* NAVSUP FLEET LOGISTICS NORFOLK	VANDECAR-BURDIN, T.	2,664	1,158	-	143	3,966	2,026	-	5,992	SSRC
396311	* US PUBLIC HEALTH SERVICE	VANDECAR-BURDIN, T.	2,732	186	-	-	2,918	1,459	-	4,377	SSRC
512831	ODU	VANDECAR-BURDIN, T.	-	-	-	11,695	11,695	586	-	12,282	SSRC
512832	ODU	VANDECAR-BURDIN, T.	12,488	1,226	-	-	13,714	686	-	14,399	SSRC
530321	NEW HAMPSHIRE DEPT-HHS	VANDECAR-BURDIN, T.	27,709	14,541	-	-	42,252	4,225	-	46,475	SSRC
532491	ODU	VANDECAR-BURDIN, T.	3,794	3,236	-	-	7,030	352	-	7,382	SSRC
534641	VA DEPT MENTAL HEALTH	VANDECAR-BURDIN, T.	375	-	-	3,207	3,582	179	-	3,761	SSRC
536611	CITY OF NORFOLK	VANDECAR-BURDIN, T.	4,267	-	-	-	4,267	1,109	-	5,377	SSRC
536781	ODU	VANDECAR-BURDIN, T.	18,334	12,069	-	-	30,403	1,520	-	31,923	SSRC
543241	ODU	VANDECAR-BURDIN, T.	12,797	15,464	-	-	28,261	1,413	-	29,674	SSRC
546451	ODU	VANDECAR-BURDIN, T.	3,066	-	-	-	3,066	153	-	3,220	SSRC
732551	* PLANNED PARENTHOOD SE VIRGINIA	VANDECAR-BURDIN, T.	8,039	331	-	-	8,370	2,176	-	10,546	SSRC
			96,265	48,211	-	15,045	159,524	15,884	-	175,408	9.96%
<b>TOTAL ARTS AND LETTERS</b>			<b>\$ 185,339</b>	<b>\$ 112,055</b>	<b>\$ -</b>	<b>\$ 112,227</b>	<b>\$ 409,627</b>	<b>\$ 36,379</b>	<b>\$ -</b>	<b>\$ 446,006</b>	<b>8.88%</b>

**SCHEDULE 4**  
**OLD DOMINION UNIVERSITY RESEARCH FOUNDATION**  
**SPONSORED PROGRAM ACTIVITY BY INDIVIDUAL PROJECT**  
(MEASURED BY EXPENDITURES INCURRED)  
**FOR FISCAL YEAR 2014**

PROJECT NUMBER	SPONSORING AGENCY	PRINCIPAL INVESTIGATOR / PROJECT DIRECTOR	PROJECT DIRECT COST				PROJECT IDC AND FEES			TOTAL PROJECT COSTS	EFFECTIVE INDIRECT COST RATE	CENTER
			PERSONNEL AND FRINGE BENEFITS	SUPPLIES, CONTRACTUAL, GENERAL, & TRAVEL	EQUIPMENT	SUBCONTRACTS, CONSTRUCTION, TUITION & OTHER	TOTAL DIRECT COSTS	REIMBURSED INDIRECT COSTS	TOTAL SPECIAL FEES			
<b>BUSINESS AND PUBLIC ADMINISTRATION</b>												
Economics												
724681	* CSX TRANSPORTATION	AGRAWAL, V.	-	-	-	5	5	2	-	7	TRAD	
540791	VA DEPT ECONOMIC DEVELOPMENT	KOCH, J.	40,201	-	-	-	40,201	11,256	-	51,457	TRAD	
726491	* SPENCER FOUNDATION	MCSHANE, M.	7,838	-	-	-	7,838	784	-	8,622	TRAD	
724681	* CSX TRANSPORTATION	WAGNER, G.	-	-	-	5	5	2	-	7	TRAD	
			<b>48,039</b>	<b>-</b>	<b>-</b>	<b>10</b>	<b>48,049</b>	<b>12,044</b>	<b>-</b>	<b>60,093</b>	<b>25.07%</b>	
Urban Studies												
230891	* NAVSUP FLEET LOGISTICS NORFOLK	MILLER-STEVENS, K.	2,586	1,124	-	139	3,849	1,966	-	5,815	TRAD	
230891	* NAVSUP FLEET LOGISTICS NORFOLK	MORRIS, J.	2,586	1,124	-	139	3,849	1,966	-	5,815	TRAD	
732551	* PLANNED PARENTHOOD SE VIRGINIA	MORRIS, J.	8,039	331	-	-	8,370	2,176	-	10,546	TRAD	
			<b>13,211</b>	<b>2,579</b>	<b>-</b>	<b>278</b>	<b>16,068</b>	<b>6,108</b>	<b>-</b>	<b>22,176</b>	<b>38.01%</b>	
<b>TOTAL BUSINESS AND PUBLIC ADMINISTRATION</b>			<b>61,250</b>	<b>2,579</b>	<b>-</b>	<b>288</b>	<b>64,117</b>	<b>18,152</b>	<b>-</b>	<b>82,269</b>	<b>28.31%</b>	

**SCHEDULE 4**  
**OLD DOMINION UNIVERSITY RESEARCH FOUNDATION**  
**SPONSORED PROGRAM ACTIVITY BY INDIVIDUAL PROJECT**  
(MEASURED BY EXPENDITURES INCURRED)  
**FOR FISCAL YEAR 2014**

PROJECT NUMBER	SPONSORING AGENCY	PRINCIPAL INVESTIGATOR / PROJECT DIRECTOR	PROJECT DIRECT COST					PROJECT IDC AND FEES		TOTAL PROJECT COSTS	EFFECTIVE INDIRECT COST RATE	CENTER
			PERSONNEL AND FRINGE BENEFITS	SUPPLIES, CONTRACTUAL, GENERAL, & TRAVEL	EQUIPMENT	SUBCONTRACTS, CONSTRUCTION, TUITION & OTHER	TOTAL DIRECT COSTS	REIMBURSED INDIRECT COSTS	TOTAL SPECIAL FEES			
<b>EDUCATION</b>												
Dean's Office												
397561	* US DEPT OF EDUCATION	JUDGE, S.	16,786	11,233	-	36,912	64,932	2,242	-	67,174	TRAD	
216871	DOD NON-TRADITIONAL EDUCATION	WARGO, J.	-	-	-	-	-	-	-	-	TRAD	
216872	DOD NON-TRADITIONAL EDUCATION	WARGO, J.	54,794	31,967	-	-	86,761	6,941	-	93,702	TRAD	
216879	DOD NON-TRADITIONAL EDUCATION	WARGO, J.	-	-	-	(8)	(7)	(1)	-	(8)	TRAD	
236581	DOD NON-TRADITIONAL EDUCATION	WARGO, J.	121,776	23,498	-	-	145,274	14,527	-	159,801	TRAD	
			193,356	66,698	-	36,904	296,960	23,709	-	320,669	7.98%	
Center for Educational Partnerships												
215691	* DOD NON-TRADITIONAL EDUCATION	ARNOLD, P.	-	-	-	-	-	-	-	-	TRAD	
317101	* US DEPT OF EDUCATION	ARNOLD, P.	78,265	46,505	-	772,853	897,623	66,128	-	963,751	TRAD	
516581	* NEWPORT NEWS PUBLIC SCHOOLS	ARNOLD, P.	10,990	1,293	-	-	12,283	-	-	12,283	TRAD	
543001	* PRINCE WILLIAM COUNTY SCHOOLS	CARADONA, S.	1,251	-	-	-	1,251	-	-	1,251	TRAD	
215691	* DOD NON-TRADITIONAL EDUCATION	CHAPPELL, S.	12,501	4,143	-	250	16,894	1,665	-	18,558	TRAD	
317101	* US DEPT OF EDUCATION	CHAPPELL, S.	39,132	23,252	-	386,426	448,812	33,064	-	481,876	TRAD	
516581	* NEWPORT NEWS PUBLIC SCHOOLS	CHAPPELL, S.	10,990	1,293	-	-	12,283	-	-	12,283	TRAD	
333151	NATL SCIENCE FOUNDATION	GARNER, J.	7,210	2,984	-	-	10,194	2,650	-	12,845	TRAD	
516581	* NEWPORT NEWS PUBLIC SCHOOLS	GARNER, J.	21,981	2,585	-	-	24,566	-	-	24,566	TRAD	
524481	* ODU	GARNER, J.	16,898	17,849	-	55,207	89,955	2,780	-	92,734	TRAD	
532151	* ODU	GARNER, J.	50,004	6,468	-	1,777	58,250	4,518	-	62,767	TRAD	
543001	* PRINCE WILLIAM COUNTY SCHOOLS	GARNER, J.	1,251	-	-	-	1,251	-	-	1,251	TRAD	
545961	* ODU	GARNER, J.	2,394	3,546	-	-	5,940	475	-	6,415	TRAD	
215691	* DOD NON-TRADITIONAL EDUCATION	NUNNERY, J.	-	-	-	-	-	-	-	-	TRAD	
317101	* US DEPT OF EDUCATION	NUNNERY, J.	156,530	93,010	-	1,545,706	1,795,243	132,257	-	1,927,502	TRAD	
516581	* NEWPORT NEWS PUBLIC SCHOOLS	NUNNERY, J.	10,990	1,293	-	-	12,283	-	-	12,283	TRAD	
			420,387	204,221	-	2,762,219	3,386,828	243,537	-	3,630,365	7.19%	

**SCHEDULE 4**  
**OLD DOMINION UNIVERSITY RESEARCH FOUNDATION**  
**SPONSORED PROGRAM ACTIVITY BY INDIVIDUAL PROJECT**  
(MEASURED BY EXPENDITURES INCURRED)  
**FOR FISCAL YEAR 2014**

PROJECT NUMBER	SPONSORING AGENCY	PRINCIPAL INVESTIGATOR / PROJECT DIRECTOR	PROJECT DIRECT COST				PROJECT IDC AND FEES		TOTAL PROJECT COSTS	EFFECTIVE INDIRECT COST RATE	CENTER
			PERSONNEL AND FRINGE BENEFITS	SUPPLIES, CONTRACTUAL, GENERAL, & TRAVEL	EQUIPMENT	SUBCONTRACTS, CONSTRUCTION, TUITION & OTHER	TOTAL DIRECT COSTS	REIMBURSED INDIRECT COSTS			
Communication Disorders and Special Education											
390411	* US DEPT OF EDUCATION	BAKER, C.	2,306	670	-	9,419	12,396	238	-	12,633	TRAD
531991	* ODU	BAKER, C.	9,219	29	-	29,471	38,719	740	-	39,459	TRAD
531991	* ODU	BAKER, C.	-	-	-	-	-	-	-	-	TRAD
541321	* GEORGE MASON UNIVERISTY	BAKER, C.	1,413	81	-	555	2,049	119	-	2,168	TRAD
533551	ODU	BOBZIEN, J.	15,612	2,453	-	-	18,065	-	-	18,065	TRAD
397561	* US DEPT OF EDUCATION	BUTLER, C.	17,479	14,974	-	43,192	75,645	2,596	-	78,242	TRAD
511152	* ODU	GABLE, R.	82,039	18,334	-	-	100,373	8,029	-	108,402	TRAD
512063	* ODU	GABLE, R.	142,916	98,827	-	10,766	252,507	19,340	-	271,847	TRAD
512064	* ODU	GABLE, R.	127,181	73,559	-	-	200,740	16,059	-	216,799	TRAD
521591	* ODU	GABLE, R.	-	10,295	5,205	3,589	19,088	824	-	19,912	TRAD
521592	* ODU	GABLE, R.	5,237	47,927	-	-	53,164	4,253	-	57,417	TRAD
521601	* ODU	GABLE, R.	980	5,650	-	-	6,630	530	-	7,161	TRAD
531991	* ODU	GABLE, R.	9,219	29	-	29,471	38,719	740	-	39,459	TRAD
532421	* ODU	GABLE, R.	41,931	52,692	-	-	94,622	7,570	-	102,192	TRAD
540571	* ODU	GABLE, R.	29,645	311	-	88,117	118,072	-	-	118,072	TRAD
541321	* GEORGE MASON UNIVERISTY	GABLE, R.	1,413	81	-	555	2,049	119	-	2,168	TRAD
541771	* ODU	GABLE, R.	18,624	-	-	-	18,624	1,490	-	20,114	TRAD
542121	* ODU	GABLE, R.	220,082	875	-	-	220,957	17,677	-	238,634	TRAD
542122	* ODU	GABLE, R.	111,819	1,696	-	-	113,515	9,081	-	122,596	TRAD
542131	* ODU	GABLE, R.	94,199	-	-	-	94,199	7,535	-	101,735	TRAD
543671	* ODU	GABLE, R.	-	6,942	-	-	6,942	555	-	7,497	TRAD
547001	ODU	GABLE, R.	-	154,156	-	-	154,156	12,333	-	166,489	TRAD
397561	* US DEPT OF EDUCATION	GEAR, S.	17,479	14,974	-	43,192	75,645	2,596	-	78,242	TRAD
390411	* US DEPT OF EDUCATION	HESTER, P.	20,754	6,032	-	84,769	111,556	2,143	-	113,698	TRAD
397561	* US DEPT OF EDUCATION	JUDGE, S.	11,617	13,099	-	33,275	57,992	1,977	-	59,969	TRAD
381571	US PUBLIC HEALTH SERVICE	RAYMER, A.	730	130	-	600	1,460	430	-	1,890	TRAD
397561	* US DEPT OF EDUCATION	RAYMER, S.	6,555	5,615	-	16,197	28,367	973	-	29,341	TRAD
786782	* ADV ANTI-TERROR TECHNOLOGIES	RAYMER, A.	-	-	-	1,144	1,144	585	-	1,729	TRAD
511152	* ODU	TONELSON, S.	82,039	18,334	-	-	100,373	8,029	-	108,402	TRAD
512063	* ODU	TONELSON, S.	142,916	98,827	-	10,766	252,507	19,340	-	271,847	TRAD
512064	* ODU	TONELSON, S.	127,181	73,559	-	-	200,740	16,059	-	216,799	TRAD
512781	* ODU	TONELSON, S.	-	-	-	-	-	-	-	-	TRAD
520612	ODU	TONELSON, S.	-	-	-	(1)	(1)	-	-	(1)	TRAD
521591	* ODU	TONELSON, S.	-	10,295	5,205	3,589	19,088	824	-	19,912	TRAD
521592	* ODU	TONELSON, S.	5,237	47,927	-	-	53,164	4,253	-	57,417	TRAD
521601	* ODU	TONELSON, S.	980	5,650	-	-	6,630	530	-	7,161	TRAD
531851	GEORGE MASON UNIVERISTY	TONELSON, S.	11,642	1,208	-	4,851	17,701	1,028	-	18,729	TRAD
531991	* ODU	TONELSON, S.	18,437	58	-	58,942	77,438	1,480	-	78,917	TRAD
532421	* ODU	TONELSON, S.	41,931	52,692	-	-	94,622	7,570	-	102,192	TRAD
534971	GEORGE MASON UNIVERISTY	TONELSON, S.	12,821	-	-	-	12,821	1,026	-	13,846	TRAD
540571	* ODU	TONELSON, S.	29,645	311	-	88,117	118,072	-	-	118,072	TRAD
541321	* GEORGE MASON UNIVERISTY	TONELSON, S.	2,826	161	-	1,110	4,097	239	-	4,336	TRAD
541771	* ODU	TONELSON, S.	18,624	-	-	-	18,624	1,490	-	20,114	TRAD
542121	* ODU	TONELSON, S.	220,082	875	-	-	220,957	17,677	-	238,634	TRAD
542122	* ODU	TONELSON, S.	111,819	1,696	-	-	113,515	9,081	-	122,596	TRAD
542131	* ODU	TONELSON, S.	94,199	-	-	-	94,199	7,535	-	101,735	TRAD
543671	* ODU	TONELSON, S.	-	6,942	-	-	6,942	555	-	7,497	TRAD
			1,908,828	847,966	10,410	561,686	3,328,886	215,249	-	3,544,135	6.47%



**SCHEDULE 4**  
**OLD DOMINION UNIVERSITY RESEARCH FOUNDATION**  
**SPONSORED PROGRAM ACTIVITY BY INDIVIDUAL PROJECT**  
(MEASURED BY EXPENDITURES INCURRED)  
**FOR FISCAL YEAR 2014**

PROJECT NUMBER	SPONSORING AGENCY	PRINCIPAL INVESTIGATOR / PROJECT DIRECTOR	PROJECT DIRECT COST				PROJECT IDC AND FEES		TOTAL PROJECT COSTS	EFFECTIVE INDIRECT COST RATE	CENTER
			PERSONNEL AND FRINGE BENEFITS	SUPPLIES, CONTRACTUAL, GENERAL, & TRAVEL	EQUIPMENT	SUBCONTRACTS, CONSTRUCTION, TUITION & OTHER	TOTAL DIRECT COSTS	REIMBURSED INDIRECT COSTS			
<b>Counseling and Human Services</b>											
516611	* NEWPORT NEWS PUBLIC SCHOOLS	CRAIGEN, L.	16,974	1,718	-	-	18,692	-	-	18,692	TRAD
525561	* CITY OF VIRGINIA BEACH	CRAIGEN, L.	7,174	-	-	-	7,174	-	-	7,174	TRAD
537771	* VIRGINIA COMMONWEALTH UNIV.	JOHNSON, K.	1,813	532	-	-	2,345	-	-	2,345	TRAD
516611	* NEWPORT NEWS PUBLIC SCHOOLS	LEVINGSTON, K.	8,487	859	-	-	9,346	-	-	9,346	TRAD
525561	* CITY OF VIRGINIA BEACH	LEVINGSTON, K.	10,763	-	-	-	10,763	-	-	10,763	TRAD
722681	GIVE AN HOUR, INC.	LEVINGSTON, K.	-	1,709	-	-	1,709	496	-	2,205	TRAD
726311	GIVE AN HOUR, INC.	LEVINGSTON, K.	-	5,687	-	107	5,794	-	-	5,794	TRAD
525701	* ODU	MILLIKEN, T.	18,643	59	-	-	18,703	-	-	18,703	TRAD
530871	* ODU	MILLIKEN, T.	17,279	2,453	-	-	19,732	-	-	19,732	TRAD
737481	* UNITED WAY	MILLIKEN, T.	4,430	27	-	342	4,799	-	-	4,799	TRAD
737482	* UNITED WAY	MILLIKEN, T.	18,779	650	-	-	19,430	-	-	19,430	TRAD
706272	NORFOLK COMMUNITY SERVICES BRD	SCHWITZER, A.	-	-	-	5,800	5,800	-	-	5,800	TRAD
722681	* GIVE AN HOUR, INC.	WARD, C.	-	-	-	-	-	-	-	-	TRAD
			104,342	13,694	-	6,249	124,287	496	-	124,783	0.40%
<b>Educational Foundations and Leadership</b>											
325131	* US DEPT OF JUSTICE	BAUTTI-ROCHE	9,050	3,439	-	-	12,490	-	-	12,490	TRAD
317101	* US DEPT OF EDUCATION	BOL, L.	39,132	23,252	-	386,426	448,812	33,064	-	481,876	TRAD
593191	HAMPTON PUBLIC SCHOOLS	BURNETT, D.	81,661	3,837	-	-	85,498	6,840	-	92,338	TRAD
325131	* US DEPT OF JUSTICE	GREGORY, D.	21,705	17,749	-	-	39,453	-	-	39,453	TRAD
325631	* US DEPT HLTH/HUMAN SERV	JOHNSON, K.	27,271	2,419	2,038	-	31,728	2,375	-	34,104	TRAD
385875	* US DEPT OF EDUCATION	MYRAN, S.	15,090	18,951	-	-	34,041	8,851	-	42,892	TRAD
215691	* DOD NON-TRADITIONAL EDUCATION	OSBORN, J.	5,001	1,657	-	100	6,757	665	-	7,424	TRAD
215691	* DOD NON-TRADITIONAL EDUCATION	OWINGS, W.	32,503	10,771	-	650	43,924	4,327	-	48,251	TRAD
215691	* DOD NON-TRADITIONAL EDUCATION	PRIBESH, S.	-	-	-	-	-	-	-	-	TRAD
385875	* US DEPT OF EDUCATION	SANZO, K.	45,270	56,854	-	-	102,124	26,552	-	128,676	TRAD
397561	* US DEPT OF EDUCATION	SCRIBNER, J.	6,555	5,615	-	16,197	28,367	973	-	29,341	TRAD
			283,238	144,544	2,038	403,373	833,196	83,649	-	916,845	10.04%
<b>Human Movement Sciences</b>											
510191	* EASTERN VIRGINIA MED. SCHOOL	COLBERG, S.	11,134	365	-	-	11,499	6,094	-	17,593	TRAD
717221	* AMERICAN DIABETES ASSOCIATION	COLBERG, S.	10,256	(6,336)	-	8,750	12,670	(724)	-	11,946	TRAD
732621	* NORFOLK TOURISM RESEARCH FNDN	GOMEZ, E.	763	72	-	-	835	-	-	835	TRAD
525701	* ODU	HILL, E.	18,643	59	-	-	18,703	-	-	18,703	TRAD
530871	* ODU	HILL, E.	17,279	2,453	-	-	19,732	-	-	19,732	TRAD
732621	* NORFOLK TOURISM RESEARCH FNDN	HILL, E.	1,090	215	-	833	2,138	-	-	2,138	TRAD
737481	* UNITED WAY	HILL, E.	4,430	27	-	342	4,799	-	-	4,799	TRAD
737482	* UNITED WAY	HILL, E.	18,779	650	-	-	19,430	-	-	19,430	TRAD
732851	* INTL SOCIETY OF BIOMECHANICS	IRMISCHER, B.	-	877	-	-	877	-	-	877	TRAD
725191	NORTH AM SOCIETY - SPORTS MGMT	RIDINGER, L.	-	638	-	-	638	64	-	702	TRAD
732621	* NORFOLK TOURISM RESEARCH FNDN	RIDINGER, L.	1,090	215	-	833	2,138	-	-	2,138	TRAD
544821	ODU	RYNDERS, C.	5,778	13,464	-	-	19,242	-	-	19,242	TRAD
732621	* NORFOLK TOURISM RESEARCH FNDN	SHAPIRO, S.	1,090	215	-	833	2,138	-	-	2,138	TRAD
732851	* INTL SOCIETY OF BIOMECHANICS	WEINHANDL, J.	-	877	-	-	877	-	-	877	TRAD
734831	AAHPERD RESEARCH CONSORTIUM	ZHU, X.	-	3,639	-	-	3,639	-	-	3,639	TRAD
			90,332	17,430	-	11,591	119,355	5,434	-	124,789	4.55%

**SCHEDULE 4**  
**OLD DOMINION UNIVERSITY RESEARCH FOUNDATION**  
**SPONSORED PROGRAM ACTIVITY BY INDIVIDUAL PROJECT**  
(MEASURED BY EXPENDITURES INCURRED)  
**FOR FISCAL YEAR 2014**

PROJECT NUMBER	SPONSORING AGENCY	PRINCIPAL INVESTIGATOR / PROJECT DIRECTOR	PROJECT DIRECT COST				PROJECT IDC AND FEES		TOTAL PROJECT COSTS	EFFECTIVE INDIRECT COST RATE	CENTER
			PERSONNEL AND FRINGE BENEFITS	SUPPLIES, CONTRACTUAL, GENERAL, & TRAVEL	EQUIPMENT	SUBCONTRACTS, CONSTRUCTION, TUITION & OTHER	TOTAL DIRECT COSTS	REIMBURSED INDIRECT COSTS			
STEM Education and Professional Studies											
334961	* NATL SCIENCE FOUNDATION	ADCOCK, A.	5,089	-	-	-	5,089	2,697	-	7,787	TRAD
340681	* NATL SCIENCE FOUNDATION	BURGIN, S.	2,115	790	-	740	3,644	1,539	-	5,183	TRAD
397561	* US DEPT OF EDUCATION	BURGIN, S.	17,479	14,974	-	43,192	75,645	2,596	-	78,242	TRAD
532571	* VA DEPT ENVIRON QUALITY	BURGIN, S.	27	11	-	-	38	-	-	38	TRAD
717221	* AMERICAN DIABETES ASSOCIATION	COLBERG-OCHS, S.	13,410	1,225	-	32,887	47,523	2,195	-	49,718	TRAD
530471	* VA.DEPT.OF REHABILITATIVE SERV	DAVIS, S.	11,300	6,839	-	-	18,139	-	-	18,139	TRAD
542391	* VA.DEPT.OF REHABILITATIVE SERV	DAVIS, S.	19,744	4,446	-	-	24,190	-	-	24,190	TRAD
391471	* NATL SCIENCE FOUNDATION	DICKERSON, D.	2,627	898	-	1,343	4,868	1,762	-	6,631	TRAD
532571	* VA DEPT ENVIRON QUALITY	DICKERSON, D.	243	101	-	-	344	-	-	344	TRAD
545961	* ODU	DICKERSON, D.	342	507	-	-	849	68	-	916	TRAD
534901	* ODU	ENDERSON, M.	53,356	21,372	-	2,775	77,501	3,737	-	81,238	TRAD
534902	* ODU	ENDERSON, M.	95,951	5,633	-	-	101,584	5,079	-	106,663	TRAD
732621	* NORFOLK TOURISM RESEARCH FNDN	GOMEZ, E.	327	143	-	833	1,303	-	-	1,303	TRAD
317101	* US DEPT OF EDUCATION	GRANT, M.	39,132	23,252	-	386,426	448,812	33,064	-	481,876	TRAD
516611	* NEWPORT NEWS PUBLIC SCHOOLS	GRANT, M.	8,487	859	-	-	9,346	-	-	9,346	TRAD
306021	* NATL SCIENCE FOUNDATION	KATSILOUDIS, P.	2,281	-	-	60	2,341	1,141	-	3,481	TRAD
326261	* NATL SCIENCE FOUNDATION	KATSILOUDIS, P.	6,798	1,262	-	-	8,059	4,271	-	12,332	TRAD
530471	* VA.DEPT.OF REHABILITATIVE SERV	KOSLOSKI, M.	11,300	6,839	-	-	18,139	-	-	18,139	TRAD
542391	* VA.DEPT.OF REHABILITATIVE SERV	KOSLOSKI, M.	19,744	4,446	-	-	24,190	-	-	24,190	TRAD
391471	* NATL SCIENCE FOUNDATION	MCKINNEY, S.	2,627	898	-	1,343	4,868	1,762	-	6,631	TRAD
317101	* US DEPT OF EDUCATION	MORRISON, G.	39,132	23,252	-	386,426	448,812	33,064	-	481,876	TRAD
397561	* US DEPT OF EDUCATION	POND, L.	17,479	14,974	-	43,192	75,645	2,596	-	78,242	TRAD
726291	* OPPORTUNITY, INC.	REED, P.	4,397	-	-	3,033	7,430	440	-	7,870	TRAD
726292	* OPPORTUNITY, INC.	REED, P.	11,883	2,325	-	65	14,272	1,421	-	15,694	TRAD
311641	* NATL SCIENCE FOUNDATION	RITZ, J.	6,156	18,309	-	12,871	37,335	12,232	-	49,569	TRAD
225071	* ARMY MED RES COMMAND	WATSON, G.	36,236	1,402	1,184	32,512	71,334	22,583	-	93,917	TRAD
304931	* NATL SCIENCE FOUNDATION	WATSON, G.	77	-	-	-	77	39	-	116	TRAD
397561	* US DEPT OF EDUCATION	WATSON, G.	6,555	5,615	-	16,197	28,367	973	-	29,341	TRAD
702971	* ADV ANTI-TERROR TECHNOLOGIES	WATSON, G.	5,417	2,239	-	349	8,004	3,827	-	11,832	TRAD
726292	* OPPORTUNITY, INC.	WATSON, G.	11,883	2,325	-	65	14,272	1,421	-	15,694	TRAD
786782	* ADV ANTI-TERROR TECHNOLOGIES	WATSON, G.	-	-	-	1,144	1,144	585	-	1,729	TRAD
726291	* OPPORTUNITY, INC.	WATSON, G.	4,397	-	-	3,033	7,430	440	-	7,870	TRAD
			<b>455,991</b>	<b>164,936</b>	<b>1,184</b>	<b>968,486</b>	<b>1,590,601</b>	<b>139,536</b>	<b>-</b>	<b>1,730,137</b>	<b>8.77%</b>

**SCHEDULE 4**  
**OLD DOMINION UNIVERSITY RESEARCH FOUNDATION**  
**SPONSORED PROGRAM ACTIVITY BY INDIVIDUAL PROJECT**  
(MEASURED BY EXPENDITURES INCURRED)  
**FOR FISCAL YEAR 2014**

PROJECT NUMBER	SPONSORING AGENCY	PRINCIPAL INVESTIGATOR / PROJECT DIRECTOR	PROJECT DIRECT COST				PROJECT IDC AND FEES		TOTAL PROJECT COSTS	EFFECTIVE INDIRECT COST RATE	CENTER
			PERSONNEL AND FRINGE BENEFITS	SUPPLIES, CONTRACTUAL, GENERAL, & TRAVEL	EQUIPMENT	SUBCONTRACTS, CONSTRUCTION, TUITION & OTHER	TOTAL DIRECT COSTS	REIMBURSED INDIRECT COSTS			
Teaching and Learning											
543911	* ODU	BAKER, P.	13,854	-	-	-	13,854	693	-	14,547	TRAD
548111	* ODU	BAKER, P.	5,208	-	-	-	5,208	260	-	5,469	TRAD
535211	* SSTATE COUNCIL HIGHER ED IN VA	BUTLER, B.	6,936	1,291	-	3,648	11,875	658	-	12,533	TRAD
535211	* SSTATE COUNCIL HIGHER ED IN VA	COLWELL, J.	6,936	1,291	-	3,648	11,875	658	-	12,533	TRAD
733811	DOLLAR GENERAL LITERACY FNDTN	COLWELL, J.	-	1,005	-	137	1,142	-	-	1,142	TRAD
745011	INTERN'L SOC TECH IN EDUCATION	CROMPTON, H.	-	3,169	-	-	3,169	254	-	3,422	TRAD
327601	US DEPT HLTH/HUMAN SERV	DEBRUIN-PARECKI, A.	6,565	-	-	421	6,986	-	-	6,986	TRAD
536971	* ODU	DEBRUIN-PARECKI, A.	48,456	19,814	-	-	68,270	3,413	-	71,684	TRAD
341391	* INST OF MUSEUM AND LIBRARY SVC	DICKINSON, G.	2,601	1,023	-	8,666	12,290	1,921	-	14,211	TRAD
342591	LONG ISLAND UNIVERSITY	DICKINSON, G.	-	1,652	-	14,581	16,233	875	-	17,108	TRAD
392641	* INST OF MUSEUM AND LIBRARY SVC	DICKINSON, G.	4,039	-	-	822	4,861	1,765	-	6,626	TRAD
341391	* INST OF MUSEUM AND LIBRARY SVC	DOLL, C.	2,601	1,023	-	8,666	12,290	1,921	-	14,211	TRAD
392641	* INST OF MUSEUM AND LIBRARY SVC	DOLL, C.	4,161	-	-	847	5,008	1,819	-	6,827	TRAD
543911	* ODU	ECKHOFF, A.	13,854	-	-	-	13,854	693	-	14,547	TRAD
548111	* ODU	ECKHOFF, A.	5,208	-	-	-	5,208	260	-	5,469	TRAD
536971	* ODU	ECKHOFF, A.	48,456	19,814	-	-	68,270	3,413	-	71,684	TRAD
397561	* US DEPT OF EDUCATION	FLEENER, C.	17,479	14,974	-	43,192	75,645	2,596	-	78,242	TRAD
524481	* ODU	GRANT, L.	-	-	-	-	-	-	-	-	TRAD
392641	* INST OF MUSEUM AND LIBRARY SVC	HINTON-JOHNSON, K.	4,039	-	-	822	4,861	1,765	-	6,626	TRAD
341391	* INST OF MUSEUM AND LIBRARY SVC	KIMMEL, S.	2,680	1,054	-	8,928	12,662	1,979	-	14,641	TRAD
726081	NATIONAL WRITING PROJECT	LEE, L.	1,669	5,544	-	3,000	10,213	721	-	10,934	TRAD
397561	* US DEPT OF EDUCATION	SOMMERFELDT, J.	17,479	14,974	-	43,192	75,645	2,596	-	78,242	TRAD
325871	* NATL SCIENCE FOUNDATION	SUH, Y.	2,587	688	-	-	3,276	1,736	-	5,012	TRAD
535211	* SSTATE COUNCIL HIGHER ED IN VA	SUH, Y.	5,946	1,106	-	3,127	10,179	564	-	10,743	TRAD
			220,754	88,422	-	143,697	452,877	30,562	-	483,439	6.75%
<b>EDUCATION TOTAL</b>			<b>\$ 3,677,228</b>	<b>\$ 1,547,911</b>	<b>\$ 13,632</b>	<b>\$ 4,894,205</b>	<b>\$ 10,132,990</b>	<b>\$ 742,172</b>	<b>\$ -</b>	<b>\$ 10,875,162</b>	<b>7.32%</b>

**SCHEDULE 4**  
**OLD DOMINION UNIVERSITY RESEARCH FOUNDATION**  
**SPONSORED PROGRAM ACTIVITY BY INDIVIDUAL PROJECT**  
(MEASURED BY EXPENDITURES INCURRED)  
**FOR FISCAL YEAR 2014**

PROJECT NUMBER	SPONSORING AGENCY	PRINCIPAL INVESTIGATOR / PROJECT DIRECTOR	PROJECT DIRECT COST				PROJECT IDC AND FEES			TOTAL PROJECT COSTS	EFFECTIVE INDIRECT COST RATE	CENTER
			PERSONNEL AND FRINGE BENEFITS	SUPPLIES, CONTRACTUAL, GENERAL, & TRAVEL	EQUIPMENT	SUBCONTRACTS, CONSTRUCTION, TUITION & OTHER	TOTAL DIRECT COSTS	REIMBURSED INDIRECT COSTS	TOTAL SPECIAL FEES			
<b>ENGINEERING AND TECHNOLOGY</b>												
Dean's Office												
502534	* UNIV MICH DEPT NAT RESOURCES	BAYSAL, O.	14,488	30	288	-	14,806	7,694	-	22,501	TRAD	
780271	GENERAL COMMAND OF GANDARME	BAYSAL, O.	-	-	-	36,346	36,346	-	-	36,346	TRAD	
332791	NATL SCIENCE FOUNDATION	VAHALA, L.	-	1,127	-	-	1,127	597	-	1,724	TRAD	
351161	US DEPT OF ENERGY	VAHALA, L.	13,050	2,987	3,310	-	19,347	6,736	-	26,083	TRAD	
351162	US DEPT OF ENERGY	VAHALA, L.	10,938	3,992	-	-	14,930	7,465	-	22,395	TRAD	
520011	COLLEGE OF WILLIAM AND MARY	VAHALA, L.	-	701	-	-	701	372	-	1,073	TRAD	
735361	* NATL INST AEROSPACE ASSOC	VAHALA, L.	1,454	-	-	-	1,454	378	-	1,832	TRAD	
			39,930	8,837	3,598	36,346	88,712	23,242	-	111,954	26.20%	
Civil and Environmental Engineering												
514421	* VA DEPT OF TRANSPORTATION	CETIN, M.	-	-	-	9	9	1	-	10	TRAD	
516861	* VA DEPT OF TRANSPORTATION	CETIN, M.	325	-	-	-	325	39	-	364	TRAD	
521701	* UNIVERSITY OF IDAHO	CETIN, M.	28,175	5,299	-	-	33,475	17,741	-	51,216	TRAD	
521702	* UNIVERSITY OF IDAHO	CETIN, M.	19,805	10,159	-	-	29,964	15,881	-	45,846	TRAD	
521704	UNIVERSITY OF IDAHO	CETIN, M.	2,543	-	-	-	2,543	1,348	-	3,890	TRAD	
521705	* UNIVERSITY OF IDAHO	CETIN, M.	742	429	-	-	1,171	620	-	1,791	TRAD	
521706	* UNIVERSITY OF IDAHO	CETIN, M.	1,914	347	-	-	2,261	1,198	-	3,459	TRAD	
521707	* UNIVERSITY OF IDAHO	CETIN, M.	13,088	8,591	-	12,287	33,966	11,490	-	45,456	TRAD	
521710	* UNIVERSITY OF IDAHO	CETIN, M.	7,856	-	-	-	7,856	4,164	-	12,019	TRAD	
521711	* UNIVERSITY OF IDAHO	CETIN, M.	2,125	-	-	-	2,125	1,126	-	3,252	TRAD	
523911	* ODU	CETIN, M.	-	(266)	-	-	(266)	-	-	(266)	TRAD	
526751	VA DEPT OF TRANSPORTATION	CETIN, M.	64,288	549	-	-	64,836	7,780	-	72,617	TRAD	
533611	CENTER INNOVATIVE TECHNOLOGY	CETIN, M.	1,825	-	-	-	1,825	548	-	2,373	TRAD	
542551	* UNIVERSITY OF MARYLAND	CETIN, M.	13,830	-	-	-	13,830	7,330	-	21,160	TRAD	
722461	* HAMPTON UNIVERSITY	ERTEN-UNAL, M.	3,934	-	-	-	3,934	1,101	-	5,035	TRAD	

**SCHEDULE 4**  
**OLD DOMINION UNIVERSITY RESEARCH FOUNDATION**  
**SPONSORED PROGRAM ACTIVITY BY INDIVIDUAL PROJECT**  
(MEASURED BY EXPENDITURES INCURRED)  
**FOR FISCAL YEAR 2014**

PROJECT NUMBER	SPONSORING AGENCY	PRINCIPAL INVESTIGATOR / PROJECT DIRECTOR	PROJECT DIRECT COST				PROJECT IDC AND FEES		TOTAL PROJECT COSTS	EFFECTIVE INDIRECT COST RATE	CENTER
			PERSONNEL AND FRINGE BENEFITS	SUPPLIES, CONTRACTUAL, GENERAL, & TRAVEL	EQUIPMENT	SUBCONTRACTS, CONSTRUCTION, TUITION & OTHER	TOTAL DIRECT COSTS	REIMBURSED INDIRECT COSTS			
511371	VA DEPT OF TRANSPORTATION	KHATTAK, A.	10,597	-	-	1,613	12,210	2,071	-	14,281	TRAD
514421	* VA DEPT OF TRANSPORTATION	KHATTAK, A.	-	-	-	9	9	1	-	10	TRAD
516861	* VA DEPT OF TRANSPORTATION	KHATTAK, A.	649	-	-	-	649	78	-	727	TRAD
521705	* UNIVERSITY OF IDAHO	KHATTAK, A.	1,484	-	-	-	1,484	787	-	2,271	TRAD
521706	* UNIVERSITY OF IDAHO	KHATTAK, A.	3,828	693	-	-	4,521	2,396	-	6,917	TRAD
333001	US ENVIRON PROTECTION AGENCY	KUMAR, S.	-	9,348	-	-	9,348	4,955	-	14,303	TRAD
337681	NATL SCIENCE FOUNDATION	KUMAR, S.	17,511	3,921	-	-	21,432	11,359	-	32,791	TRAD
533571	* ODU	KUMAR, S.	4,288	1,512	-	83	5,884	-	-	5,884	TRAD
724102	TYTON BIOSCIENCES CORP, LLC	KUMAR, S.	14,313	411	-	857	15,581	4,674	-	20,255	TRAD
724103	TYTON BIOSCIENCES CORP, LLC	KUMAR, S.	3,766	879	-	-	4,645	2,462	-	7,107	TRAD
736181	FIBERIGHT, LLC	KUMAR, S.	14,166	3,292	-	-	17,458	9,253	-	26,711	TRAD
737041	VAST SUSTAINABILITY LLC	KUMAR, S.	877	622	-	135	1,634	866	-	2,500	TRAD
741311	TYTON BIOSCIENCES CORP, LLC	KUMAR, S.	13,120	2,050	-	-	15,170	2,904	-	18,074	TRAD
334251	NATL SCIENCE FOUNDATION	MA, G.	1,722	2,658	-	-	4,380	2,322	-	6,702	TRAD
545411	* ODU	MA, G.	6,143	-	-	-	6,143	-	-	6,143	TRAD
533561	* ODU	NGUYEN, D.	8,046	176	-	957	9,179	-	-	9,179	TRAD
520912	HAMPTON ROADS SANITATION DIST.	SCHAFFRAN, G.	6,299	-	-	7,572	13,871	2,047	-	15,918	TRAD
520913	HAMPTON ROADS SANITATION DIST.	SCHAFFRAN, G.	20,354	-	-	-	20,354	4,827	-	25,180	TRAD
597981	* ODU	SCHAFFRAN, G.	-	(347)	-	-	(347)	-	-	(347)	TRAD
545411	* ODU	WANG, X.	3,072	-	-	-	3,072	-	-	3,072	TRAD
723701	ODU	WANG, X.	10,400	200	-	-	10,600	5,618	-	16,218	TRAD
306021	* NATL SCIENCE FOUNDATION	YOON, J.	2,281	-	-	60	2,341	1,141	-	3,481	TRAD
737501	BROWN AND CALDWELL	YOON, J.	3,006	-	-	200	3,206	1,699	-	4,905	TRAD
			306,372	50,523	-	23,782	380,677	129,827	-	510,504	34.10%

**SCHEDULE 4**  
**OLD DOMINION UNIVERSITY RESEARCH FOUNDATION**  
**SPONSORED PROGRAM ACTIVITY BY INDIVIDUAL PROJECT**  
(MEASURED BY EXPENDITURES INCURRED)  
**FOR FISCAL YEAR 2014**

PROJECT NUMBER	SPONSORING AGENCY	PRINCIPAL INVESTIGATOR / PROJECT DIRECTOR	PROJECT DIRECT COST				PROJECT IDC AND FEES			TOTAL PROJECT COSTS	EFFECTIVE INDIRECT COST RATE	CENTER
			PERSONNEL AND FRINGE BENEFITS	SUPPLIES, CONTRACTUAL, GENERAL, & TRAVEL	EQUIPMENT	SUBCONTRACTS, CONSTRUCTION, TUITION & OTHER	TOTAL DIRECT COSTS	REIMBURSED INDIRECT COSTS	TOTAL SPECIAL FEES			
Civil and Environmental Engineering - VMASC: Virginia Modelin:												
533071	* CITY OF VIRGINIA BEACH	CETIN, M.	16,027	300	-	10,316	26,643	8,653	-	35,296	VMASC	
544541	* CITY OF VIRGINIA BEACH	CETIN, M.	3,341	4,800	-	-	8,141	4,315	-	12,456	VMASC	
			19,368	5,100	-	10,316	34,784	12,968	-	47,752	37.28%	
Electrical and Computer Engineering												
531100	UNIVERSITY OF VIRGINIA	BAUMGART, H.	360	180	-	-	540	-	-	540	TRAD	
743211	VA INNOVATION PARTNERSHIP	BELFORE, L.	7,943	4,500	-	-	12,443	-	-	12,443	TRAD	
506651	* EASTERN VIRGINIA MED. SCHOOL	BELFORE, L.	8,861	913	-	-	9,773	2,541	-	12,315	TRAD	
221531	* OFFICE OF NAVAL RESEARCH	CHEN, C.	-	-	785	-	785	-	-	785	TRAD	
525081	UNIVERSITY OF TENNESSEE	CHEN, C.	23,286	8,981	-	-	32,267	17,101	-	49,368	TRAD	
512401	* UNIVERSITY OF MINNESOTA	DHALI, S.	-	928	-	-	928	464	-	1,392	TRAD	
524591	* CENTER INNOVATIVE TECHNOLOGY	DHALI, S.	3,508	-	-	-	3,508	-	-	3,508	TRAD	
533451	* CENTER INNOVATIVE TECHNOLOGY	DHALI, S.	16,780	9,428	-	-	26,209	-	-	26,209	TRAD	
734301	* DOMINION RESOURCES SERVICES	DHALI, S.	32,685	10,618	1,699	-	45,000	22,950	-	67,951	TRAD	
722461	* HAMPTON UNIVERSITY	DHALI, S.	2,810	-	-	-	2,810	787	-	3,596	TRAD	
735051	NATL INST AEROSPACE ASSOC	GONZALEZ, O.	20,772	203	-	-	20,976	5,454	-	26,430	TRAD	
130171	NASA-LANGLEY RESEARCH CENTER	IFTEKHARUDDIN, K.	-	-	90,000	-	90,000	-	-	90,000	TRAD	
325121	US PUBLIC HEALTH SERVICE	IFTEKHARUDDIN, K.	80,423	13,923	2,567	31,180	128,093	50,003	-	178,096	TRAD	
331671	NATL SCIENCE FOUNDATION	IFTEKHARUDDIN, K.	14,475	3,261	-	-	17,736	9,400	-	27,135	TRAD	
544731	* ODU	IFTEKHARUDDIN, K.	4,354	95	-	-	4,449	-	-	4,449	TRAD	
726451	* URS CONSULTANTS	IFTEKHARUDDIN, K.	3,570	-	-	-	3,570	1,892	-	5,462	TRAD	
735831	LAWRENCE LIVERMORE NATL LAB	IFTEKHARUDDIN, K.	30,505	2,830	-	-	33,335	17,667	-	51,002	TRAD	
746441	INFOSCITEX CORPORATION	IFTEKHARUDDIN, K.	861	891	-	-	1,751	928	-	2,680	TRAD	
235481	OFFICE OF NAVAL RESEARCH	JOSHI, R.	21,082	5,100	-	-	26,182	15,709	-	41,892	TRAD	
326261	* NATL SCIENCE FOUNDATION	JOSHI, R.	9,347	1,735	-	-	11,082	5,873	-	16,955	TRAD	
517481	NORFOLK STATE UNIVERSITY	JOSHI, R.	34,606	1,689	-	-	36,295	21,777	-	58,072	TRAD	
310981	NATL SCIENCE FOUNDATION	KRUSIENSKI, D.	129,595	15,740	-	-	145,336	72,668	-	218,003	TRAD	
515471	WADSWORTH CENTER	KRUSIENSKI, D.	5,266	625	-	-	5,891	2,945	-	8,836	TRAD	
544721	ODU	KRUSIENSKI, D.	8,654	44	-	-	8,698	-	-	8,698	TRAD	
735131	COVIDIEN SURGICAL SOLUTIONS	LAROUSI, M.	28,582	3,833	-	23,920	56,335	29,857	-	86,193	TRAD	
723421	INTELLIGENT AUTOMATION, INC.	LI, J.	5,190	-	-	-	5,190	2,751	-	7,941	TRAD	
734211	INTELLIGENT AUTOMATION, INC.	LI, J.	-	-	-	9,811	9,811	5,200	-	15,011	TRAD	
524591	* CENTER INNOVATIVE TECHNOLOGY	MARSILLAC, S.	3,508	-	-	-	3,508	-	-	3,508	TRAD	
533451	* CENTER INNOVATIVE TECHNOLOGY	MARSILLAC, S.	13,425	7,543	-	-	20,967	-	-	20,967	TRAD	
734301	* DOMINION RESOURCES SERVICES	MARSILLAC, S.	49,026	15,927	2,548	-	67,501	34,425	-	101,926	TRAD	
512401	* UNIVERSITY OF MINNESOTA	XIAO, S.	-	928	-	-	928	464	-	1,392	TRAD	
523471	ODU	XIAO, S.	-	-	(1,315)	-	(1,315)	-	-	(1,315)	TRAD	
336641	NATL SCIENCE FOUNDATION	XIN, C.	-	610	-	-	610	323	-	933	TRAD	
336642	NATL SCIENCE FOUNDATION	XIN, C.	4,038	-	-	-	4,038	-	-	4,038	TRAD	
340801	NATL SCIENCE FOUNDATION	XIN, C.	6,175	1,617	-	-	7,793	4,130	-	11,923	TRAD	
340802	NATL SCIENCE FOUNDATION	XIN, C.	3,495	-	-	-	3,495	-	-	3,495	TRAD	
533541	ODU	ZEMLIN, C.	32,283	9,496	-	238	42,017	-	-	42,017	TRAD	
			605,465	121,638	96,284	65,149	888,535	325,309	-	1,213,846	36.61%	

**SCHEDULE 4**  
**OLD DOMINION UNIVERSITY RESEARCH FOUNDATION**  
**SPONSORED PROGRAM ACTIVITY BY INDIVIDUAL PROJECT**  
(MEASURED BY EXPENDITURES INCURRED)  
**FOR FISCAL YEAR 2014**

PROJECT NUMBER	SPONSORING AGENCY	PRINCIPAL INVESTIGATOR / PROJECT DIRECTOR	PROJECT DIRECT COST				PROJECT IDC AND FEES		TOTAL PROJECT COSTS	EFFECTIVE INDIRECT COST RATE	CENTER
			PERSONNEL AND FRINGE BENEFITS	SUPPLIES, CONTRACTUAL, GENERAL, & TRAVEL	EQUIPMENT	SUBCONTRACTS, CONSTRUCTION, TUITION & OTHER	TOTAL DIRECT COSTS	REIMBURSED INDIRECT COSTS			
Electrical and Computer Engineering - Applied Research Center											
323291	* NATL SCIENCE FOUNDATION	BAUMGART, H.	3,386	426	1,281	-	5,093	2,020	-	7,113	ARC
336201	NATL INSTITUTE-STANDARDS/TECH	BAUMGART, H.	32,888	-	-	-	32,888	8,551	-	41,439	ARC
533491	* CENTER INNOVATIVE TECHNOLOGY	BAUMGART, H.	15,550	5,239	-	-	20,788	6,237	-	27,026	ARC
534421	UNIVERSITY OF VIRGINIA	BAUMGART, H.	11,224	-	-	-	11,224	-	-	11,224	ARC
536281	UNIVERSITY OF VIRGINIA	BAUMGART, H.	-	4,774	-	-	4,774	-	-	4,774	ARC
724821	MICROXACT, INC.	BAUMGART, H.	36,159	22,462	33,104	-	91,725	19,892	-	111,617	ARC
125241	NASA-LANGLEY RESEARCH CENTER	ELSAYED-ALI, H.	-	-	-	-	-	-	-	-	ARC
130241	NASA-LANGLEY RESEARCH CENTER	ELSAYED-ALI, H.	146,531	987	-	-	147,518	38,355	-	185,873	ARC
137491	NASA-LANGLEY RESEARCH CENTER	ELSAYED-ALI, H.	1,648	1,560	-	-	3,208	1,700	-	4,909	ARC
192131	NASA-LANGLEY RESEARCH CENTER	ELSAYED-ALI, H.	4,200	-	-	-	4,200	1,092	-	5,291	ARC
323291	* NATL SCIENCE FOUNDATION	ELSAYED-ALI, H.	27,088	3,409	10,247	-	40,745	16,163	-	56,908	ARC
515911	NORFOLK STATE UNIVERSITY	ELSAYED-ALI, H.	286	1,235	-	-	1,521	760	-	2,281	ARC
532101	ELIZABETH CITY STATE UNIVERSIT	ELSAYED-ALI, H.	420	1,100	-	-	1,520	806	-	2,326	ARC
533491	* CENTER INNOVATIVE TECHNOLOGY	ELSAYED-ALI, H.	15,092	5,085	-	-	20,178	6,053	-	26,231	ARC
712335	JEFFERSON SCIENCE ASSOCIATES	ELSAYED-ALI, H.	8,364	-	-	-	8,364	-	-	8,364	ARC
733081	UNITECH, INC.	ELSAYED-ALI, H.	533	400	-	-	933	495	-	1,428	ARC
740211	NATL INST AEROSPACE ASSOC	ELSAYED-ALI, H.	-	6,480	-	-	6,480	3,434	-	9,914	ARC
740921	BNNT, LLC	ELSAYED-ALI, H.	158	390	-	-	548	290	-	838	ARC
742401	LIFENET TRANSPLANT SERVICES	ELSAYED-ALI, H.	844	2,020	-	-	2,864	1,518	-	4,382	ARC
746631	NORFOLK STATE UNIVERSITY	ELSAYED-ALI, H.	443	-	-	-	443	-	-	443	ARC
747091	NATL INST AEROSPACE ASSOC	ELSAYED-ALI, H.	2,156	-	-	-	2,156	1,143	-	3,299	ARC
795261	JEFFERSON SCIENCE ASSOCIATES	ELSAYED-ALI, H.	-	-	-	-	-	-	-	-	ARC
316341	US DEPT OF ENERGY	MARSILLAC, S.	43,810	38,672	3,003	172,904	258,390	43,716	-	302,106	ARC
325871	* NATL SCIENCE FOUNDATION	MARSILLAC, S.	3,450	918	-	-	4,367	2,315	-	6,682	ARC
524351	UNIVERSITY OF ILLIONIS	MARSILLAC, S.	98,312	16,913	-	-	115,225	61,069	-	176,295	ARC
323291	* NATL SCIENCE FOUNDATION	NAMKOONG, G.	3,386	426	1,281	-	5,093	2,020	-	7,113	ARC
325871	* NATL SCIENCE FOUNDATION	NAMKOONG, G.	11,211	2,983	-	-	14,194	7,523	-	21,717	ARC
533491	* CENTER INNOVATIVE TECHNOLOGY	NAMKOONG, G.	15,092	5,085	-	-	20,178	6,053	-	26,231	ARC
			482,231	120,564	48,916	172,904	824,619	231,205	-	1,055,824	28.04%
Electrical and Computer Engineering - Center for Bioelectronics											
540741	UNIV OF SOUTHERN CALIFORNIA	JIANG, C.	33,477	12,359	-	-	45,836	24,293	-	70,129	CBE
213941	* ARMY MED RES COMMAND	KOLB, J.	6,774	3,186	-	-	9,960	5,662	-	15,623	CBE
330801	* US PUBLIC HEALTH SERVICE	KOLB, J.	-	-	-	-	-	-	-	-	CBE
730501	* UNIVERSITY OF SOUTHAMPTON	KONG, M.	-	46,070	17,326	-	63,396	24,417	-	87,813	CBE
302401	* US PUBLIC HEALTH SERVICE	XIAO, S.	11,218	2,522	-	-	13,740	6,871	-	20,611	CBE
335171	US PUBLIC HEALTH SERVICE	XIAO, S.	12,921	1,400	-	-	14,321	7,590	-	21,911	CBE
534431	UNIVERSITY OF ILLIONIS	XIAO, S.	44,012	4,470	4,679	-	53,161	25,695	-	78,856	CBE
786306	* GENERAL DYNAMICS	XIAO, S.	25,708	998	923	2,751	30,380	14,736	-	45,116	CBE
533691	EASTERN VIRGINIA MED. SCHOOL	ZEMLIN, C.	33,383	-	-	-	33,383	-	-	33,383	CBE
736891	LIFENET TRANSPLANT SERVICES	ZEMLIN, C.	99	4,061	-	-	4,161	2,205	-	6,366	CBE
			167,592	75,066	22,928	2,751	268,338	111,470	-	379,808	41.54%
Engineering Management Career Center											
733021	ALION SCIENCE & TECHNOLOGY COR	HANDLEY, H.	58,844	2,536	-	9,602	70,982	32,531	-	103,513	TRAD
			58,844	2,536	-	9,602	70,982	32,531	-	103,513	45.83%

**SCHEDULE 4**  
**OLD DOMINION UNIVERSITY RESEARCH FOUNDATION**  
**SPONSORED PROGRAM ACTIVITY BY INDIVIDUAL PROJECT**  
(MEASURED BY EXPENDITURES INCURRED)  
**FOR FISCAL YEAR 2014**

PROJECT NUMBER	SPONSORING AGENCY	PRINCIPAL INVESTIGATOR / PROJECT DIRECTOR	PROJECT DIRECT COST				PROJECT IDC AND FEES			TOTAL PROJECT COSTS	EFFECTIVE INDIRECT COST RATE	CENTER
			PERSONNEL AND FRINGE BENEFITS	SUPPLIES, CONTRACTUAL, GENERAL, & TRAVEL	EQUIPMENT	SUBCONTRACTS, CONSTRUCTION, TUITION & OTHER	TOTAL DIRECT COSTS	REIMBURSED INDIRECT COSTS	TOTAL SPECIAL FEES			
<b>Engineering Management</b>												
334961	* NATL SCIENCE FOUNDATION	DANIELS, C.	3,817	-	-	-	3,817	2,023	-	5,840	TRAD	
736331	SYSTEMS ENGINEERING, INC.	GHEORGHE, A.	-	-	-	5,000	5,000	-	-	5,000	TRAD	
736711	* EXSTRATEGIES, INC.	HANDLEY, H.	26,184	-	-	-	26,184	13,878	-	40,063	TRAD	
334961	* NATL SCIENCE FOUNDATION	PAZOS, P.	16,540	-	-	-	16,540	8,766	-	25,306	TRAD	
522771	* VA INST OF MARINE SCIENCE	PINTO, C.	7,373	3,028	-	-	10,401	5,513	-	15,913	TRAD	
726491	* SPENCER FOUNDATION	PINTO, C.	7,838	-	-	-	7,838	784	-	8,622	TRAD	
736711	* EXSTRATEGIES, INC.	PINTO, C.	17,456	-	-	-	17,456	9,252	-	26,708	TRAD	
703391	QATAR UNIVERSITY	RABADI, G.	-	-	-	391	391	132	-	523	TRAD	
282020	* NAVSUP FLEET LOGISTICS NORFOLK	TOLK, A.	5,898	286	105	-	6,288	2,597	-	8,886	TRAD	
			<b>85,106</b>	<b>3,314</b>	<b>105</b>	<b>5,391</b>	<b>93,916</b>	<b>42,945</b>	<b>-</b>	<b>136,861</b>	<b>45.73%</b>	
<b>Engineering Management - NCSOSE</b>												
726451	* URS CONSULTANTS	ADAMS, K.	7,140	-	-	-	7,140	3,784	-	10,925	NCSOSE	
727461	URS CONSULTANTS	BRADLEY, J.	16,345	-	-	-	16,345	4,250	-	20,595	NCSOSE	
732581	SPATIAL INTEGRATED SYSTEMS	BRADLEY, J.	10,275	-	-	-	10,275	2,671	-	12,946	NCSOSE	
301491	* US DEPT HOMELAND SECURITY	HESTER, P.	30,107	31,259	-	-	61,366	30,683	-	92,049	NCSOSE	
100710	PRIVATE SPONSORS	KEATING, C.	-	472	-	-	472	-	-	472	NCSOSE	
204531	* NCSOSE	KEATING, C.	2,683	510	-	-	3,193	1,916	-	5,109	NCSOSE	
301491	* US DEPT HOMELAND SECURITY	KEATING, C.	5,313	5,516	-	-	10,829	5,415	-	16,244	NCSOSE	
			<b>71,863</b>	<b>37,757</b>	<b>-</b>	<b>-</b>	<b>109,621</b>	<b>48,719</b>	<b>-</b>	<b>158,340</b>	<b>44.44%</b>	
<b>Engineering Technology</b>												
533451	* CENTER INNOVATIVE TECHNOLOGY	FLORY, I.	3,356	1,886	-	-	5,242	-	-	5,242	TRAD	
311641	* NATL SCIENCE FOUNDATION	HSIUNG, S.	12,311	36,619	-	25,742	74,672	24,465	-	99,136	TRAD	
311641	* NATL SCIENCE FOUNDATION	JONES, R.	6,156	18,309	-	12,871	37,335	12,232	-	49,569	TRAD	
736351	* OPPORTUNITY, INC.	JOVANOVIC, V.	6,491	-	-	-	6,491	649	-	7,140	TRAD	
747381	COMMONWEALTH CTR ADV MANUFACT	JOVANOVIC, V.	-	1,307	-	-	1,307	340	-	1,646	TRAD	
522941	* LONGWOOD UNIVERSITY	LAWRENCE, R.	3,630	3	-	1,008	4,641	292	-	4,933	TRAD	
536001	* LONGWOOD UNIVERSITY	LAWRENCE, R.	4,925	38	-	3,293	8,254	397	-	8,652	TRAD	
726451	* URS CONSULTANTS	LAWRENCE, R.	3,570	-	-	-	3,570	1,892	-	5,462	TRAD	
502534	* UNIV MICH DEPT NAT RESOURCES	MICHAELI, J.	14,488	30	288	-	14,806	7,694	-	22,501	TRAD	
546131	* UNIV MICH DEPT NAT RESOURCES	MICHAELI, J.	28,206	2,844	-	-	31,050	16,456	-	47,506	TRAD	
712334	JEFFERSON SCIENCE ASSOCIATES	TOMOVIC, M.	26,784	-	-	-	26,784	-	-	26,784	TRAD	
736351	* OPPORTUNITY, INC.	TOMOVIC, M.	2,164	-	-	-	2,164	216	-	2,380	TRAD	
391471	* NATL SCIENCE FOUNDATION	VERMA, A.	9,569	3,272	-	4,894	17,735	6,421	-	24,157	TRAD	
522941	* LONGWOOD UNIVERSITY	VERMA, A.	3,630	3	-	1,008	4,641	292	-	4,933	TRAD	
536001	* LONGWOOD UNIVERSITY	VERMA, A.	19,700	148	-	13,169	33,017	1,588	-	34,604	TRAD	
730521	COSMO SOFTWARE, INC.	WALK, S.	-	-	-	2,677	2,677	1,419	-	4,096	TRAD	
730771	* WORLD TECH INTERNATIONAL, LLC	WALK, S.	799	-	-	-	799	-	-	799	TRAD	
			<b>145,779</b>	<b>64,459</b>	<b>288</b>	<b>64,662</b>	<b>275,185</b>	<b>74,355</b>	<b>-</b>	<b>349,540</b>	<b>27.02%</b>	
<b>Engineering Technology - Applied Research Center</b>												
704661	NATL INST AEROSPACE ASSOC	LAWRENCE, R.	1,035	6,000	-	-	7,035	3,517	-	10,552	ARC	
735361	* NATL INST AEROSPACE ASSOC	LAWRENCE, R.	1,454	-	-	-	1,454	378	-	1,832	ARC	
784686	NATL INST AEROSPACE ASSOC	LAWRENCE, R.	58,389	3,784	-	-	62,172	16,165	-	78,337	ARC	
			<b>60,878</b>	<b>9,784</b>	<b>-</b>	<b>-</b>	<b>70,661</b>	<b>20,060</b>	<b>-</b>	<b>90,721</b>	<b>28.39%</b>	



**SCHEDULE 4**  
**OLD DOMINION UNIVERSITY RESEARCH FOUNDATION**  
**SPONSORED PROGRAM ACTIVITY BY INDIVIDUAL PROJECT**  
(MEASURED BY EXPENDITURES INCURRED)  
**FOR FISCAL YEAR 2014**

PROJECT NUMBER	SPONSORING AGENCY	PRINCIPAL INVESTIGATOR / PROJECT DIRECTOR	PROJECT DIRECT COST				PROJECT IDC AND FEES		TOTAL PROJECT COSTS	EFFECTIVE INDIRECT COST RATE	CENTER
			PERSONNEL AND FRINGE BENEFITS	SUPPLIES, CONTRACTUAL, GENERAL, & TRAVEL	EQUIPMENT	SUBCONTRACTS, CONSTRUCTION, TUITION & OTHER	TOTAL DIRECT COSTS	REIMBURSED INDIRECT COSTS			
Mechanical & Aerospace Engineering											
104774	NASA-GODDARD SPACEFLIGHT CNTR	AHMED, K.	2,702	-	-	-	2,702	-	-	2,702	TRAD
744371	ERC, INC	AHMED, K.	1,154	851	-	-	2,006	521	-	2,527	TRAD
731401	SCIENCE APPLICATIONS INTL CORP	ALBERTS, T.	-	(350)	-	-	(350)	(186)	-	(536)	TRAD
391471	* NATL SCIENCE FOUNDATION	BAO, H.	3,940	1,347	-	2,015	7,302	2,644	-	9,947	TRAD
502534	* UNIV MICH DEPT NAT RESOURCES	BAO, H.	14,488	30	288	-	14,806	7,694	-	22,501	TRAD
710552	* CHILDREN'S SURGICAL SPEC GROUP	BAWAB, S.	9,722	2,085	-	-	11,807	6,257	-	18,064	TRAD
330801	* US PUBLIC HEALTH SERVICE	BESKOK, A.	-	-	-	-	-	-	-	-	TRAD
331061	* NATL SCIENCE FOUNDATION	BESKOK, A.	4,451	2,370	-	-	6,821	3,615	-	10,437	TRAD
231621	* NAVAIR TRAIN SYSTEM DIV	BRITCHER, C.	11,236	-	-	1,029	12,265	6,741	-	19,007	TRAD
734881	NATL INST AEROSPACE ASSOC	BRITCHER, C.	-	5,388	-	-	5,388	-	-	5,388	TRAD
784682	NATL INST AEROSPACE ASSOC	BRITCHER, C.	-	(156)	-	-	(156)	(41)	-	(197)	TRAD
784690	NATL INST AEROSPACE ASSOC	BRITCHER, C.	5,632	-	-	-	5,632	1,464	-	7,096	TRAD
306021	* NATL SCIENCE FOUNDATION	CHATURVEDI, S.	5,170	-	-	136	5,306	2,585	-	7,891	TRAD
733861	* LMI	CREEDON, J.	64,055	2,439	-	5,583	72,076	38,603	-	110,679	TRAD
742341	LMI	CREEDON, J.	12,254	-	-	1	12,255	6,495	-	18,750	TRAD
746771	LMI	CREEDON, J.	13,658	1,814	-	-	15,472	8,200	-	23,672	TRAD
331061	* NATL SCIENCE FOUNDATION	HAO, J.	14,213	25,768	2,491	-	42,472	21,190	-	63,664	TRAD
331062	NATL SCIENCE FOUNDATION	HAO, J.	-	-	-	3,000	3,000	-	-	3,000	TRAD
383991	* NATL SCIENCE FOUNDATION	HAO, J.	24,961	1,717	-	-	26,678	11,205	-	37,882	TRAD
383992	NATL SCIENCE FOUNDATION	HAO, J.	2,850	-	-	-	2,850	713	-	3,563	TRAD
221531	* OFFICE OF NAVAL RESEARCH	HOU, G.	-	-	1,047	-	1,047	-	-	1,047	TRAD
326261	* NATL SCIENCE FOUNDATION	HOU, G.	9,347	1,735	-	-	11,082	5,873	-	16,955	TRAD
383991	* NATL SCIENCE FOUNDATION	HOU, G.	10,698	736	-	-	11,433	4,802	-	16,235	TRAD
502534	* UNIV MICH DEPT NAT RESOURCES	HOU, G.	14,488	30	288	-	14,806	7,694	-	22,501	TRAD
546131	* UNIV MICH DEPT NAT RESOURCES	HOU, G.	2,015	203	-	-	2,218	1,175	-	3,393	TRAD
722461	* HAMPTON UNIVERSITY	HOU, G.	2,248	-	-	-	2,248	629	-	2,877	TRAD
221531	* OFFICE OF NAVAL RESEARCH	HUANG, J.	-	-	785	-	785	-	-	785	TRAD
502534	* UNIV MICH DEPT NAT RESOURCES	KOTINIS, M.	14,488	30	288	-	14,806	7,694	-	22,501	TRAD
221681	NAVAL AIR WARFARE CENTER TSD	LANDMAN, D.	-	-	-	145	145	46	-	192	TRAD
231621	* NAVAIR TRAIN SYSTEM DIV	LANDMAN, D.	16,855	-	-	1,544	18,399	10,112	-	28,511	TRAD
735421	NATL INST AEROSPACE ASSOC	LANDMAN, D.	3,103	-	-	-	3,103	807	-	3,910	TRAD
742821	NATL INST AEROSPACE ASSOC	LANDMAN, D.	21,626	5,359	-	-	26,984	14,302	-	41,286	TRAD
742822	NATL INST AEROSPACE ASSOC	LANDMAN, D.	9,907	5,888	-	-	15,795	4,107	-	19,902	TRAD
784688	NATL INST AEROSPACE ASSOC	LANDMAN, D.	30,990	-	-	-	30,990	8,057	-	39,047	TRAD
722461	* HAMPTON UNIVERSITY	LUETKE, N.	2,248	-	-	-	2,248	629	-	2,877	TRAD
306021	* NATL SCIENCE FOUNDATION	PRABHAKARAN, R.	2,738	-	-	72	2,810	1,369	-	4,177	TRAD
702971	* ADV ANTI-TERROR TECHNOLOGIES	RINGLEB, S.	10,834	4,477	-	698	16,008	7,656	-	23,664	TRAD
733441	INTL SOCIETY OF BIOMECHANICS	RINGLEB, S.	-	1,000	-	-	1,000	-	-	1,000	TRAD
786782	* ADV ANTI-TERROR TECHNOLOGIES	RINGLEB, S.	-	-	-	1,525	1,525	780	-	2,305	TRAD
			342,071	62,761	5,187	15,748	425,764	193,438	-	619,202	45.43%

**SCHEDULE 4**  
**OLD DOMINION UNIVERSITY RESEARCH FOUNDATION**  
**SPONSORED PROGRAM ACTIVITY BY INDIVIDUAL PROJECT**  
(MEASURED BY EXPENDITURES INCURRED)  
**FOR FISCAL YEAR 2014**

PROJECT NUMBER	SPONSORING AGENCY	PRINCIPAL INVESTIGATOR / PROJECT DIRECTOR	PROJECT DIRECT COST				PROJECT IDC AND FEES		TOTAL PROJECT COSTS	EFFECTIVE INDIRECT COST RATE	CENTER
			PERSONNEL AND FRINGE BENEFITS	SUPPLIES, CONTRACTUAL, GENERAL, & TRAVEL	EQUIPMENT	SUBCONTRACTS, CONSTRUCTION, TUITION & OTHER	TOTAL DIRECT COSTS	REIMBURSED INDIRECT COSTS			
Mechanical & Aerospace Engineering - Applied Research Cent											
712332	JEFFERSON SCIENCE ASSOCIATES	ELMUSTAFA, A.	40,953	-	-	-	40,953	-	-	40,953	ARC
			40,953	-	-	-	40,953	-	-	40,953	0.00%
Modeling, Simulation & Visualization											
544731	* ODU	AUDETTE, M.	1,088	24	-	-	1,112	-	-	1,112	TRAD
733161	JEFFRESS RESEARCH GRANTS PGM.	AUDETTE, M.	40,196	8,586	-	-	48,782	-	-	48,782	TRAD
716522	* WR SYSTEMS LTD	LEATHRUM, J.	17,506	-	-	-	17,506	9,278	-	26,784	TRAD
204531	* NCSOSE	MADAN, B.	2,604	495	-	-	3,099	1,860	-	4,959	TRAD
306021	* NATL SCIENCE FOUNDATION	MCKENZIE, R.	2,738	-	-	72	2,810	1,369	-	4,177	TRAD
547561	EASTERN VIRGINIA MED. SCHOOL	MCKENZIE, R.	909	-	-	-	909	482	-	1,391	TRAD
710552	* CHILDREN'S SURGICAL SPEC GROUP	MCKENZIE, R.	55,093	11,813	-	-	66,905	35,460	-	102,366	TRAD
710553	CHILDREN'S SURGICAL SPEC GROUP	MCKENZIE, R.	-	1,346	-	-	1,346	-	-	1,346	TRAD
716522	* WR SYSTEMS LTD	MIELKE, R.	11,671	-	-	-	11,671	6,186	-	17,856	TRAD
726291	* OPPORTUNITY, INC.	MIELKE, R.	879	-	-	607	1,486	88	-	1,574	TRAD
514421	* VA DEPT OF TRANSPORTATION	NG, M.	-	-	-	9	9	1	-	10	TRAD
521703	UNIVERSITY OF IDAHO	NG, M.	5,282	-	-	-	5,282	2,799	-	8,081	TRAD
521710	* UNIVERSITY OF IDAHO	NG, M.	3,928	-	-	-	3,928	2,082	-	6,010	TRAD
533011	UNIVERSITY OF VIRGINIA	NG, M.	24,462	657	-	-	25,119	-	-	25,119	TRAD
544971	* UNIVERSITY OF MASSACHUSETTS	SHEN, Y.	2,441	-	-	-	2,441	1,294	-	3,734	TRAD
730771	* WORLD TECH INTERNATIONAL, LLC	SHEN, Y.	776	-	-	-	776	-	-	776	TRAD
527051	IOWA STATE UNIVERSITY	SOSONKINA, M.	9,471	6,379	-	-	15,851	8,401	-	24,252	TRAD
527611	IOWA STATE UNIVERSITY	SOSONKINA, M.	79,620	10,282	-	-	89,902	47,648	-	137,550	TRAD
532161	IOWA STATE UNIVERSITY	SOSONKINA, M.	9,206	8,478	-	-	17,684	9,372	-	27,056	TRAD
533561	* ODU	SOSONKINA, M.	8,046	176	-	957	9,179	-	-	9,179	TRAD
			275,916	48,236	-	1,645	325,794	126,320	-	452,114	38.77%

**SCHEDULE 4**  
**OLD DOMINION UNIVERSITY RESEARCH FOUNDATION**  
**SPONSORED PROGRAM ACTIVITY BY INDIVIDUAL PROJECT**  
(MEASURED BY EXPENDITURES INCURRED)  
**FOR FISCAL YEAR 2014**

PROJECT NUMBER	SPONSORING AGENCY	PRINCIPAL INVESTIGATOR / PROJECT DIRECTOR	PROJECT DIRECT COST				PROJECT IDC AND FEES		TOTAL PROJECT COSTS	EFFECTIVE INDIRECT COST RATE	CENTER
			PERSONNEL AND FRINGE BENEFITS	SUPPLIES, CONTRACTUAL, GENERAL, & TRAVEL	EQUIPMENT	SUBCONTRACTS, CONSTRUCTION, TUITION & OTHER	TOTAL DIRECT COSTS	REIMBURSED INDIRECT COSTS			
Virginia Commercial Space Flight Authority - VMASC											
716522	* WR SYSTEMS LTD	LEATHRUM, J.	12,158	-	-	-	12,158	6,444	-	18,601	VMASC
716522	* WR SYSTEMS LTD	MIELKE, R.	8,105	-	-	-	8,105	4,296	-	12,401	VMASC
100700	NO AGENCY ASSIGNED	SOKOLOWSKI, J.	-	16,173	-	-	16,173	-	-	16,173	VMASC
222321	OFFICE OF SECRETARY OF DEFENSE	SOKOLOWSKI, J.	80,824	-	-	-	80,824	8,082	-	88,906	VMASC
223101	MODELING & SIMULATION CO OFF	SOKOLOWSKI, J.	124,257	-	-	-	124,257	12,426	-	136,683	VMASC
227471	NAVSUP FLEET LOGISTICS NORFOLK	SOKOLOWSKI, J.	-	(382)	-	585	203	59	-	262	VMASC
232441	NAVSUP FLEET LOGISTICS NORFOLK	SOKOLOWSKI, J.	150,626	17,229	-	-	167,855	16,786	-	184,641	VMASC
242061	OFFICE OF SECRETARY OF DEFENSE	SOKOLOWSKI, J.	70,815	-	-	-	70,815	7,082	-	77,897	VMASC
242321	MODELING & SIMULATION CO OFF	SOKOLOWSKI, J.	55,575	-	-	-	55,575	4,122	-	59,696	VMASC
282021	NAVSUP FLEET LOGISTICS NORFOLK	SOKOLOWSKI, J.	15,769	1,536	-	-	17,305	6,057	-	23,361	VMASC
282022	NAVSUP FLEET LOGISTICS NORFOLK	SOKOLOWSKI, J.	63,278	22,589	-	-	85,867	36,064	-	121,931	VMASC
285513	NAVAL SURFACE WEAPONS CENTER	SOKOLOWSKI, J.	36,657	-	-	-	36,657	9,531	-	46,187	VMASC
286034	NAVSUP FLEET LOGISTICS NORFOLK	SOKOLOWSKI, J.	31,055	-	-	-	31,055	10,869	-	41,924	VMASC
286035	NAVSUP FLEET LOGISTICS NORFOLK	SOKOLOWSKI, J.	23,099	68,277	-	-	91,376	31,982	-	123,358	VMASC
286036	NAVSUP FLEET LOGISTICS NORFOLK	SOKOLOWSKI, J.	12,028	-	-	446,007	458,036	12,960	-	470,996	VMASC
286037	* NAVSUP FLEET LOGISTICS NORFOLK	SOKOLOWSKI, J.	882	-	-	-	882	309	-	1,192	VMASC
286038	NAVSUP FLEET LOGISTICS NORFOLK	SOKOLOWSKI, J.	3,267	72,630	-	-	75,897	9,893	-	85,790	VMASC
286039	NAVSUP FLEET LOGISTICS NORFOLK	SOKOLOWSKI, J.	-	-	-	95,042	95,042	8,750	-	103,792	VMASC
286040	NAVSUP FLEET LOGISTICS NORFOLK	SOKOLOWSKI, J.	3,267	67,260	-	-	70,527	9,893	-	80,420	VMASC
286042	NAVSUP FLEET LOGISTICS NORFOLK	SOKOLOWSKI, J.	3,267	68,736	-	-	72,002	9,893	-	81,895	VMASC
286043	NAVSUP FLEET LOGISTICS NORFOLK	SOKOLOWSKI, J.	156,817	2,738	-	-	159,555	55,844	-	215,399	VMASC
286044	NAVSUP FLEET LOGISTICS NORFOLK	SOKOLOWSKI, J.	166	28,653	-	-	28,819	8,453	-	37,272	VMASC
286045	NAVSUP FLEET LOGISTICS NORFOLK	SOKOLOWSKI, J.	3,202	55,544	-	-	58,746	9,871	-	68,616	VMASC
286046	NAVSUP FLEET LOGISTICS NORFOLK	SOKOLOWSKI, J.	3,267	185,461	-	-	188,728	18,643	-	207,371	VMASC
286047	NAVSUP FLEET LOGISTICS NORFOLK	SOKOLOWSKI, J.	68,284	-	-	-	68,284	23,899	-	92,183	VMASC
286048	NAVSUP FLEET LOGISTICS NORFOLK	SOKOLOWSKI, J.	78,442	-	-	-	78,442	27,455	-	105,897	VMASC
286050	NAVSUP FLEET LOGISTICS NORFOLK	SOKOLOWSKI, J.	332	12,207	-	-	12,540	4,389	-	16,929	VMASC
294071	NAVSUP FLEET LOGISTICS NORFOLK	SOKOLOWSKI, J.	-	3,850	-	-	3,850	1,117	-	4,967	VMASC
296812	MODELING & SIMULATION CO OFF	SOKOLOWSKI, J.	7,180	-	-	-	7,180	718	-	7,898	VMASC
531741	ODU	SOKOLOWSKI, J.	-	-	-	102,585	102,585	1,370	-	103,956	VMASC
531742	* ODU	SOKOLOWSKI, J.	132	-	75	74	281	-	-	281	VMASC
531743	* ODU	SOKOLOWSKI, J.	-	-	-	5	5	-	-	5	VMASC
540722	ODU	SOKOLOWSKI, J.	-	-	-	83,109	83,109	13,250	-	96,359	VMASC
540723	* ODU	SOKOLOWSKI, J.	5,466	1,258	-	-	6,723	-	-	6,723	VMASC
540724	* ODU	SOKOLOWSKI, J.	3,517	518	-	741	4,776	-	-	4,776	VMASC
544861	* EASTERN VIRGINIA MED. SCHOOL	SOKOLOWSKI, J.	6,444	-	-	-	6,444	3,416	-	9,860	VMASC
			1,028,178	624,277	75	728,148	2,380,675	373,923	-	2,754,598	15.71%

**SCHEDULE 4**  
**OLD DOMINION UNIVERSITY RESEARCH FOUNDATION**  
**SPONSORED PROGRAM ACTIVITY BY INDIVIDUAL PROJECT**  
(MEASURED BY EXPENDITURES INCURRED)  
**FOR FISCAL YEAR 2014**

PROJECT NUMBER	SPONSORING AGENCY	PRINCIPAL INVESTIGATOR / PROJECT DIRECTOR	PROJECT DIRECT COST				PROJECT IDC AND FEES		TOTAL PROJECT COSTS	EFFECTIVE INDIRECT COST RATE	CENTER
			PERSONNEL AND FRINGE BENEFITS	SUPPLIES, CONTRACTUAL, GENERAL, & TRAVEL	EQUIPMENT	SUBCONTRACTS, CONSTRUCTION, TUITION & OTHER	TOTAL DIRECT COSTS	REIMBURSED INDIRECT COSTS			
Virginia Commercial Space Flight Authority											
184606	NASA-GODDARD SPACEFLIGHT CNTR	NASH, D.	3,895	609	-	23,330	27,834	2,872	-	30,706	VCSFA
184610	NASA-GODDARD SPACEFLIGHT CNTR	NASH, D.	4,335	-	-	3,174	7,509	3,755	-	11,264	VCSFA
184611	NASA-GODDARD SPACEFLIGHT CNTR	NASH, D.	-	-	-	7,952	7,952	2,998	-	10,950	VCSFA
184612	NASA-GODDARD SPACEFLIGHT CNTR	NASH, D.	-	-	-	24,081	24,081	10,744	-	34,825	VCSFA
184613	NASA-GODDARD SPACEFLIGHT CNTR	NASH, D.	10,814	403,381	-	320,921	735,116	27,041	-	762,157	VCSFA
184614	NASA-GODDARD SPACEFLIGHT CNTR	NASH, D.	-	54	-	335,250	335,304	25,008	-	360,313	VCSFA
184615	NASA-GODDARD SPACEFLIGHT CNTR	NASH, D.	7,404	401,927	-	324,677	734,008	25,979	-	759,987	VCSFA
184616	NASA-GODDARD SPACEFLIGHT CNTR	NASH, D.	-	-	-	192,333	192,333	12,500	-	204,833	VCSFA
503001	ORBITAL SCIENCE CORP	NASH, D.	-	-	-	122,080	122,080	3,074	-	125,154	VCSFA
503002	ORBITAL SCIENCE CORP	NASH, D.	-	-	-	14,233	14,233	-	-	14,233	VCSFA
503005	ORBITAL SCIENCE CORP	NASH, D.	-	-	-	20,517	20,517	58	-	20,576	VCSFA
503006	ORBITAL SCIENCE CORP	NASH, D.	-	-	-	2,809,260	2,809,260	-	-	2,809,260	VCSFA
503007	ORBITAL SCIENCE CORP	NASH, D.	-	-	-	185,561	185,561	6,998	-	192,559	VCSFA
503008	ORBITAL SCIENCE CORP	NASH, D.	-	-	-	73,864	73,864	10,941	-	84,805	VCSFA
503010	ORBITAL SCIENCE CORP	NASH, D.	-	-	-	19,875	19,875	-	-	19,875	VCSFA
503012	ORBITAL SCIENCE CORP	NASH, D.	-	161	-	1,655,699	1,655,859	-	-	1,655,859	VCSFA
503013	ORBITAL SCIENCE CORP	NASH, D.	-	-	-	1,683,356	1,683,356	-	-	1,683,356	VCSFA
503014	ORBITAL SCIENCE CORP	NASH, D.	-	-	-	76,921	76,921	-	-	76,921	VCSFA
503015	ORBITAL SCIENCE CORP	NASH, D.	-	-	-	40,625	40,625	-	-	40,625	VCSFA
503016	ORBITAL SCIENCE CORP	NASH, D.	-	-	-	49,763	49,763	-	-	49,763	VCSFA
503017	ORBITAL SCIENCE CORP	NASH, D.	-	-	-	384,099	384,099	-	-	384,099	VCSFA
503018	ORBITAL SCIENCE CORP	NASH, D.	-	-	-	119,707	119,707	13,250	-	132,957	VCSFA
503020	ORBITAL SCIENCE CORP	NASH, D.	-	7,075	-	-	7,075	-	-	7,075	VCSFA
503022	ORBITAL SCIENCE CORP	NASH, D.	-	-	-	17,413	17,413	9,229	-	26,642	VCSFA
503023	ORBITAL SCIENCE CORP	NASH, D.	-	-	-	2,183,356	2,183,356	-	-	2,183,356	VCSFA
503024	ORBITAL SCIENCE CORP	NASH, D.	-	-	-	100,000	100,000	-	-	100,000	VCSFA
503025	ORBITAL SCIENCE CORP	NASH, D.	-	-	-	76,061	76,061	-	-	76,061	VCSFA
503201	ORBITAL SCIENCE CORP	NASH, D.	-	-	-	476,028	476,028	-	-	476,028	VCSFA
503301	ORBITAL SCIENCE CORP	NASH, D.	-	1,500,000	-	-	1,500,000	-	-	1,500,000	VCSFA
503302	ORBITAL SCIENCE CORP	NASH, D.	-	1,500,000	-	-	1,500,000	-	-	1,500,000	VCSFA
503303	ORBITAL SCIENCE CORP	NASH, D.	-	1,500,000	-	-	1,500,000	-	-	1,500,000	VCSFA
503501	ORBITAL SCIENCE CORP	NASH, D.	-	-	-	8,671	8,671	4,596	-	13,266	VCSFA
503502	ORBITAL SCIENCE CORP	NASH, D.	-	-	-	834,866	834,866	-	-	834,866	VCSFA
530093	VA DEPT OF TRANSPORTATION	NASH, D.	-	-	-	18,807	18,807	-	-	18,807	VCSFA
530094	VA DEPT OF TRANSPORTATION	NASH, D.	-	-	-	64,471	64,471	-	-	64,471	VCSFA
530095	VA DEPT OF TRANSPORTATION	NASH, D.	-	-	-	31,908	31,908	-	-	31,908	VCSFA
531101	VA DEPT OF TRANSPORTATION	NASH, D.	-	-	-	(80,429)	(80,429)	-	-	(80,429)	VCSFA
571686	VA DEPT OF TRANSPORTATION	NASH, D.	55,395	29,935	9,671	10,435	105,436	-	-	105,436	VCSFA
571687	VA DEPT OF TRANSPORTATION	NASH, D.	1,030,222	581,672	15,922	538,704	2,166,520	-	-	2,166,520	VCSFA
571688	VA DEPT OF TRANSPORTATION	NASH, D.	-	3,322	-	-	3,322	-	-	3,322	VCSFA
706221	ORBITAL SCIENCE CORP	NASH, D.	-	-	-	82,085	82,085	-	-	82,085	VCSFA
			1,112,065	5,928,136	25,593	12,849,654	19,915,448	159,043	-	20,074,491	0.80%
Virginia Space Flight Academy											
711202	PRIVATE SPONSORS	WOODHAMS, W.	-	21,042	-	-	21,042	-	-	21,042	VSFAI
			-	21,042	-	-	21,042	-	-	21,042	0.00%
<b>TOTAL ENGINEERING</b>			<b>\$ 4,842,611</b>	<b>\$ 7,184,030</b>	<b>\$ 202,974</b>	<b>\$ 13,986,098</b>	<b>\$ 26,215,707</b>	<b>\$ 1,905,356</b>	<b>\$ -</b>	<b>\$ 28,121,063</b>	<b>7.27%</b>

**SCHEDULE 4**  
**OLD DOMINION UNIVERSITY RESEARCH FOUNDATION**  
**SPONSORED PROGRAM ACTIVITY BY INDIVIDUAL PROJECT**  
(MEASURED BY EXPENDITURES INCURRED)  
**FOR FISCAL YEAR 2014**

PROJECT NUMBER	SPONSORING AGENCY	PRINCIPAL INVESTIGATOR / PROJECT DIRECTOR	PROJECT DIRECT COST				PROJECT IDC AND FEES		TOTAL PROJECT COSTS	EFFECTIVE INDIRECT COST RATE	CENTER
			PERSONNEL AND FRINGE BENEFITS	SUPPLIES, CONTRACTUAL, GENERAL, & TRAVEL	EQUIPMENT	SUBCONTRACTS, CONSTRUCTION, TUITION & OTHER	TOTAL DIRECT COSTS	REIMBURSED INDIRECT COSTS			
<b>HEALTH SCIENCES</b>											
Dean's Office											
546831	* ODU	BRUNO, R.	5,076	667	-	-	5,744	-	-	5,744	TRAD
			5,076	667	-	-	5,744	-	-	5,744	0.00%
Community & Environmental Health											
731391	CAZADOR, LLC	BECKER, S.	83,987	6,010	-	57,468	147,465	49,790	-	197,255	TRAD
313971	CENTERS FOR DISEASE CONTROL	BLANDO, J.	2,862	2,461	-	-	5,323	2,661	-	7,984	TRAD
396531	US PUBLIC HEALTH SERVICE	JENG, A.	7,695	7,320	-	1,028	16,043	7,508	-	23,551	TRAD
714821	MOTON COMMUNITY HOUSE	JENG, A.	5,870	-	-	-	5,870	2,935	-	8,805	TRAD
396311	* US PUBLIC HEALTH SERVICE	NEFF, J.	5,464	373	-	-	5,836	2,918	-	8,755	TRAD
311871	* US PUBLIC HEALTH SERVICE	RUDATSIKIRA, E.	5,839	409	-	-	6,248	3,312	-	9,560	TRAD
524171	UNIVERSITY OF WISCONSIN	SZKLO, M.	7,767	-	-	-	7,767	4,117	-	11,884	TRAD
311871	* US PUBLIC HEALTH SERVICE	SZKLO-COXE, M.	5,839	409	-	-	6,248	3,312	-	9,560	TRAD
305121	US DEPT OF AGRICULTURE	ZHANG, H.	21,166	4,938	-	18,947	45,051	2,610	-	47,662	TRAD
311871	* US PUBLIC HEALTH SERVICE	ZHANG, H.	5,839	409	-	-	6,248	3,312	-	9,560	TRAD
543611	UNIVERSITY OF BUFFALO	ZHANG, H.	11,608	350	-	-	11,958	6,338	-	18,296	TRAD
704721	JOHNS-HOPKINS UNIV	ZHANG, H.	-	1,701	-	-	1,701	850	-	2,551	TRAD
			163,936	24,380	-	77,443	265,760	89,663	-	355,423	33.74%
Dental Hygiene											
396311	* US PUBLIC HEALTH SERVICE	DARBY, M.	2,732	186	-	-	2,918	1,459	-	4,377	TRAD
325631	* US DEPT HLTH/HUMAN SERV	LEMASTER, M.	27,271	2,419	2,038	-	31,728	2,375	-	34,104	TRAD
537771	* VIRGINIA COMMONWEALTH UNIV.	LEMASTER, M.	1,813	532	-	-	2,345	-	-	2,345	TRAD
721811	MIS IMPLANTS TECHNOLOGIES, INC	MCCOMBS, G.	472	200	-	-	672	175	-	847	TRAD
			32,288	3,337	2,038	-	37,664	4,009	-	41,673	10.64%
Medical Diagnostic Translation Sciences											
213941	* ARMY MED RES COMMAND	HELLER, L.	6,774	3,186	-	-	9,960	5,662	-	15,623	TRAD
213941	* ARMY MED RES COMMAND	HELLER, R.	6,774	3,186	-	-	9,960	5,662	-	15,623	TRAD
391061	US PUBLIC HEALTH SERVICE	HELLER, R.	70,714	32,648	-	-	103,362	51,681	-	155,042	TRAD
391091	US PUBLIC HEALTH SERVICE	HELLER, R.	157,685	113,018	9,500	-	280,203	135,352	-	415,555	TRAD
522541	* CENTER INNOVATIVE TECHNOLOGY	HELLER, R.	-	60	-	-	60	-	-	60	TRAD
522541	* CENTER INNOVATIVE TECHNOLOGY	HELLER, R.	827	1,506	-	-	2,333	-	-	2,333	TRAD
531051	ODU	HELLER, R.	-	-	173,299	-	173,299	-	-	173,299	TRAD
533501	* CENTER INNOVATIVE TECHNOLOGY	HELLER, R.	10,249	75	-	-	10,325	3,097	-	13,422	TRAD
716351	GENERAL ELECTRIC GLOBAL RESCH	HELLER, R.	-	88	-	-	88	-	-	88	TRAD
734461	ONCOSEC MEDICAL, INC.	HELLER, R.	21,102	3,609	-	-	24,711	13,097	-	37,807	TRAD
734462	ONCOSEC MEDICAL, INC.	HELLER, R.	21,485	5,258	-	-	26,743	14,174	-	40,917	TRAD
734463	ONCOSEC MEDICAL, INC.	HELLER, R.	29,298	3,252	-	-	32,550	17,251	-	49,801	TRAD
734464	ONCOSEC MEDICAL, INC.	HELLER, R.	48,016	21,204	-	-	69,220	36,686	-	105,906	TRAD
546831	* ODU	SACHS, P.	5,076	667	-	-	5,744	-	-	5,744	TRAD
			378,000	187,757	182,799	-	748,558	282,662	-	1,031,220	37.76%

**SCHEDULE 4**  
**OLD DOMINION UNIVERSITY RESEARCH FOUNDATION**  
**SPONSORED PROGRAM ACTIVITY BY INDIVIDUAL PROJECT**  
(MEASURED BY EXPENDITURES INCURRED)  
**FOR FISCAL YEAR 2014**

PROJECT NUMBER	SPONSORING AGENCY	PRINCIPAL INVESTIGATOR / PROJECT DIRECTOR	PROJECT DIRECT COST				PROJECT IDC AND FEES		TOTAL PROJECT COSTS	EFFECTIVE INDIRECT COST RATE	CENTER
			PERSONNEL AND FRINGE BENEFITS	SUPPLIES, CONTRACTUAL, GENERAL, & TRAVEL	EQUIPMENT	SUBCONTRACTS, CONSTRUCTION, TUITION & OTHER	TOTAL DIRECT COSTS	REIMBURSED INDIRECT COSTS			
Nursing											
333031	US DEPT HLTH/HUMAN SERV	APATOV, N.	-	-	-	11,355	11,355	-	-	11,355	TRAD
325631	* US DEPT HLTH/HUMAN SERV	FOWLER, C.	54,543	4,837	4,076	-	63,457	4,750	-	68,207	TRAD
537771	* VIRGINIA COMMONWEALTH UNIV.	FOWLER, C.	9,066	2,660	-	-	11,726	-	-	11,726	TRAD
325831	* US DEPT HLTH/HUMAN SERV	KARLOWICZ, K.	-	-	-	162,522	162,522	-	-	162,522	TRAD
310301	* US DEPT HLTH/HUMAN SERV	RENAUD, M.	6,649	-	-	-	6,649	532	-	7,181	TRAD
325631	* US DEPT HLTH/HUMAN SERV	RENAUD, M.	54,543	4,837	4,076	-	63,457	4,750	-	68,207	TRAD
310301	* US DEPT HLTH/HUMAN SERV	RUTLEDGE, C.	29,920	-	-	-	29,920	2,393	-	32,314	TRAD
325631	* US DEPT HLTH/HUMAN SERV	RUTLEDGE, C.	68,179	6,047	5,096	-	79,321	5,938	-	85,259	TRAD
325831	* US DEPT HLTH/HUMAN SERV	RUTLEDGE, C.	-	-	-	162,522	162,522	-	-	162,522	TRAD
537771	* VIRGINIA COMMONWEALTH UNIV.	RUTLEDGE, C.	3,627	1,064	-	-	4,690	-	-	4,690	TRAD
310301	* US DEPT HLTH/HUMAN SERV	SHEPHERD, L.	29,920	-	-	-	29,920	2,393	-	32,314	TRAD
			<b>256,447</b>	<b>19,445</b>	<b>13,248</b>	<b>336,399</b>	<b>625,539</b>	<b>20,758</b>	<b>-</b>	<b>646,297</b>	<b>3.32%</b>
Physical Therapy											
731181	MID ATLANTIC TRAINERS' ASSOC	HOCH, M.	-	140	-	155	295	-	-	295	TRAD
732851	* INTL SOCIETY OF BIOMECHANICS	HOCH, M.	-	375	-	-	375	-	-	375	TRAD
325631	* US DEPT HLTH/HUMAN SERV	KOTT, K.	40,907	3,628	3,058	-	47,593	3,563	-	51,155	TRAD
537771	* VIRGINIA COMMONWEALTH UNIV.	KOTT, K.	1,813	532	-	-	2,345	-	-	2,345	TRAD
510191	* EASTERN VIRGINIA MED. SCHOOL	MORRISON, S.	11,134	365	-	-	11,499	6,094	-	17,593	TRAD
515281	EASTERN VIRGINIA MED. SCHOOL	MORRISON, S.	20,502	2,494	-	-	22,996	6,439	-	29,435	TRAD
702971	* ADV ANTI-TERROR TECHNOLOGIES	MORRISON, S.	5,417	2,239	-	349	8,004	3,827	-	11,832	TRAD
717221	* AMERICAN DIABETES ASSOCIATION	MORRISON, S.	40,571	(8,761)	-	71,378	103,187	2,521	-	105,709	TRAD
732851	* INTL SOCIETY OF BIOMECHANICS	RUSSELL, D.	-	375	-	-	375	-	-	375	TRAD
524971	THE OHIO STATE UNIVERSITY	VAN LUNEN, B.	5,350	-	-	-	5,350	2,835	-	8,185	TRAD
			<b>125,694</b>	<b>1,387</b>	<b>3,058</b>	<b>71,882</b>	<b>202,020</b>	<b>25,279</b>	<b>-</b>	<b>227,299</b>	<b>12.51%</b>
<b>TOTAL HEALTH SCIENCES</b>			<b>\$ 961,441</b>	<b>\$ 236,973</b>	<b>\$ 201,143</b>	<b>\$ 485,724</b>	<b>\$ 1,885,285</b>	<b>\$ 422,371</b>	<b>\$ -</b>	<b>\$ 2,307,656</b>	<b>22.40%</b>

**SCHEDULE 4**  
**OLD DOMINION UNIVERSITY RESEARCH FOUNDATION**  
**SPONSORED PROGRAM ACTIVITY BY INDIVIDUAL PROJECT**  
(MEASURED BY EXPENDITURES INCURRED)  
**FOR FISCAL YEAR 2014**

PROJECT NUMBER	SPONSORING AGENCY	PRINCIPAL INVESTIGATOR / PROJECT DIRECTOR	PROJECT DIRECT COST					PROJECT IDC AND FEES		TOTAL PROJECT COSTS	EFFECTIVE INDIRECT COST RATE	CENTER
			PERSONNEL AND FRINGE BENEFITS	SUPPLIES, CONTRACTUAL, GENERAL, & TRAVEL	EQUIPMENT	SUBCONTRACTS, CONSTRUCTION, TUITION & OTHER	TOTAL DIRECT COSTS	REIMBURSED INDIRECT COSTS	TOTAL SPECIAL FEES			
<b>SCIENCES</b>												
Dean's Office												
397561	* US DEPT OF EDUCATION	MATHEWS, T.	4,370	3,743	-	10,798	18,912	649	-	19,560		TRAD
			4,370	3,743	-	10,798	18,911	649	-	19,560	3.43%	
Biological Sciences												
312311	NATL SCIENCE FOUNDATION	BARTOL, I.	2,318	4,333	1,581	-	8,232	-	-	8,232		TRAD
727091	VIRGINIA AQUARIUM FOUNDATION	BARTOL, I.	7,748	-	-	-	7,748	-	-	7,748		TRAD
394471	NATL SCIENCE FOUNDATION	BUTLER, M.	(2,024)	-	-	-	(2,024)	(526)	-	(2,550)		TRAD
516801	UNIV OF FLORIDA	BUTLER, M.	12,425	30	-	-	12,455	3,238	-	15,693		TRAD
543511	UNIV OF FLORIDA	BUTLER, M.	-	6,445	-	-	6,445	-	-	6,445		TRAD
727451	GOVERNMENT OF THE BAHAMAS	BUTLER, M.	-	24,209	-	-	24,209	-	-	24,209		TRAD
731371	NATURE CONSERVANCY	BUTLER, M.	14,936	8,282	-	-	23,218	4,179	-	27,397		TRAD
321901	NATL SCIENCE FOUNDATION	CARPENTER, K.	-	3,390	-	-	3,390	-	-	3,390		TRAD
371981	NATL SCIENCE FOUNDATION	CARPENTER, K.	44,316	104,935	5,893	103,245	258,388	38,805	-	297,193		TRAD
371982	NATL SCIENCE FOUNDATION	CARPENTER, K.	-	-	-	41,000	41,000	-	-	41,000		TRAD
374431	NATL SCIENCE FOUNDATION	CARPENTER, K.	4,036	-	-	-	4,036	1,695	-	5,731		TRAD
527211	ODU	CARPENTER, K.	(1,331)	-	-	-	(1,331)	-	-	(1,331)		TRAD
527212	ODU	CARPENTER, K.	85,688	-	-	-	85,688	4,284	-	89,972		TRAD
727591	NATIONAL GEOGRAPHIC SOCIETY	CARPENTER, K.	-	(166)	-	1	(165)	-	-	(165)		TRAD
733731	QATAR UNIVERSITY	CARPENTER, K.	30,459	11,032	-	-	41,491	8,298	-	49,789		TRAD
742221	WORLD CONSERVATION UNION	CARPENTER, K.	35,577	(419)	-	-	35,158	2,313	-	37,471		TRAD
755181	WORLD CONSERVATION UNION	CARPENTER, K.	8,977	10,742	-	9,498	29,217	5,916	-	35,132		TRAD
326661	US PUBLIC HEALTH SERVICE	DAINES, D.	16,501	25,916	-	-	42,417	22,481	-	64,898		TRAD
526521	VA DEPT ENVIRON QUALITY	DAUER, D.	17,658	-	-	23,697	41,355	4,061	-	45,416		TRAD
526524	VA DEPT ENVIRON QUALITY	DAUER, D.	3,019	-	-	9,972	12,991	1,299	-	14,290		TRAD
536921	VA DEPT ENVIRON QUALITY	DAUER, D.	133,259	16,038	-	-	149,297	13,365	-	162,662		TRAD
536924	VA DEPT ENVIRON QUALITY	DAUER, D.	67,747	-	-	-	67,747	6,775	-	74,522		TRAD
736241	ELIZABETH RIVER PROJECT	DAUER, D.	14,163	-	-	-	14,163	-	-	14,163		TRAD
320281	US DEPT OF ENERGY	DAY, F.	36,315	15,607	-	-	51,922	27,519	-	79,441		TRAD
523731	UNIVERSITY OF VIRGINIA	DAY, F.	5,780	6,979	-	-	12,759	3,317	-	16,077		TRAD
562651	UNIVERSITY OF VIRGINIA	DAY, F.	-	-	-	(2)	(2)	(1)	-	(3)		TRAD
525821	ODU	EGERTON, T.	58,019	336	-	-	58,355	5,836	-	64,190		TRAD
536923	VA DEPT ENVIRON QUALITY	EGERTON, T.	74,176	2,488	-	-	76,664	7,666	-	84,330		TRAD
542911	ODU	EGERTON, T.	26,868	1,695	5,750	-	34,313	2,687	-	37,000		TRAD
735431	EVERLIFE S.A.	EGERTON, T.	1,799	-	-	-	1,799	954	-	2,753		TRAD

**SCHEDULE 4**  
**OLD DOMINION UNIVERSITY RESEARCH FOUNDATION**  
**SPONSORED PROGRAM ACTIVITY BY INDIVIDUAL PROJECT**  
(MEASURED BY EXPENDITURES INCURRED)  
**FOR FISCAL YEAR 2014**

PROJECT NUMBER	SPONSORING AGENCY	PRINCIPAL INVESTIGATOR / PROJECT DIRECTOR	PROJECT DIRECT COST				PROJECT IDC AND FEES		TOTAL PROJECT COSTS	EFFECTIVE INDIRECT COST RATE	CENTER
			PERSONNEL AND FRINGE BENEFITS	SUPPLIES, CONTRACTUAL, GENERAL, & TRAVEL	EQUIPMENT	SUBCONTRACTS, CONSTRUCTION, TUITION & OTHER	TOTAL DIRECT COSTS	REIMBURSED INDIRECT COSTS			
310481	* NATL SCIENCE FOUNDATION	GAFF, H.	4,353	250	-	-	4,603	2,302	-	6,905	TRAD
715781	* HENRY M. JACKSON FDN	GAFF, H.	4,866	-	-	-	4,866	973	-	5,840	TRAD
715782	* HENRY M. JACKSON FDN	GAFF, H.	2,050	-	-	-	2,050	410	-	2,460	TRAD
732021	MATH ECOLOGY, LLC	GAFF, H.	4,803	-	-	-	4,804	2,546	-	7,350	TRAD
735691	SQUIRE, JAMES C.	GAFF, H.	2,902	-	-	7	2,909	-	-	2,909	TRAD
597981	* ODU	GORDON, A.	-	(347)	-	-	(347)	-	-	(347)	TRAD
522241	MD DEPT. OF NATURAL RESOURCES	HOLSINGER, J.	436	-	-	(33)	403	-	-	403	TRAD
310181	NATL SCIENCE FOUNDATION	HORTH, L.	-	1,494	-	(3)	1,492	746	-	2,237	TRAD
310182	NATL SCIENCE FOUNDATION	HORTH, L.	-	-	-	1,002	1,002	-	-	1,002	TRAD
535541	VA DEPT AGRICULTURE	HORTH, L.	188	4,518	-	-	4,706	-	-	4,706	TRAD
712951	VA ENVIRONMENTAL ENDOWMENT	HORTH, L.	-	-	-	-	-	-	-	-	TRAD
322651	NATL SCIENCE FOUNDATION	HYNES, W.	-	930	-	-	930	242	-	1,172	TRAD
397561	* US DEPT OF EDUCATION	HYNES, W.	4,370	3,743	-	10,798	18,912	649	-	19,560	TRAD
715781	* HENRY M. JACKSON FDN	HYNES, W.	-	-	-	-	-	-	-	-	TRAD
715782	* HENRY M. JACKSON FDN	HYNES, W.	6,150	-	-	-	6,150	1,230	-	7,380	TRAD
526523	VA DEPT ENVIRON QUALITY	MARSHALL, H.	9,989	-	-	2,763	12,751	1,275	-	14,027	TRAD
591934	ODU	MARSHALL, H.	12,761	-	-	-	12,761	1,276	-	14,037	TRAD
597981	* ODU	MARSHALL, H.	-	(347)	-	-	(347)	-	-	(347)	TRAD
327391	US PUBLIC HEALTH SERVICE	NEELAKANTA, G.	17,374	-	-	-	17,374	9,208	-	26,582	TRAD
353151	* US PUBLIC HEALTH SERVICE	OSGOOD, C.	20,419	12,906	20,465	-	53,790	13,996	-	67,786	TRAD
724131	SIGMA XI, SCIENTIFIC RES SOC	OSGOOD, C.	-	-	-	131	131	-	-	131	TRAD
735661	VIRGINIA ACADEMY OF SCIENCE	OSGOOD, C.	-	1,500	-	-	1,500	-	-	1,500	TRAD
512301	NORTH CAROLINA STATE UNIV	SONENSHINE, D.	4,831	-	-	-	4,831	2,415	-	7,246	TRAD
565402	NORTH CAROLINA STATE UNIV	SONENSHINE, D.	12,745	20,253	-	2,234	35,232	13,859	-	49,091	TRAD
327401	US PUBLIC HEALTH SERVICE	SULTANA, H.	17,374	9,385	-	-	26,759	14,182	-	40,941	TRAD
535391	UNIVERSITY OF DELAWARE	WALTERS, E.	11,097	1,565	-	-	12,662	3,292	-	15,954	TRAD
535461	VA DEPT ENVIRON QUALITY	WALTERS, E.	13,417	4,392	-	-	17,809	4,630	-	22,440	TRAD
536111	MD DEPT. OF NATURAL RESOURCES	WALTERS, E.	20,815	4,575	-	-	25,390	6,602	-	31,992	TRAD
735651	VIRGINIA ACADEMY OF SCIENCE	WALTERS, E.	-	1,250	-	-	1,250	-	-	1,250	TRAD
741661	COASTAL VIRGINIA WILDLIFE OBSV	WALTERS, E.	3,940	679	-	1,827	6,446	-	-	6,446	TRAD
			873,309	308,618	33,689	206,137	1,421,754	243,994	-	1,665,748	17.16%
Biological Sciences - Center for Bioelectrics											
213941	* ARMY MED RES COMMAND	HARGRAVE, B.	5,977	2,811	-	-	8,788	4,996	-	13,785	CBE
			5,977	2,811	-	-	8,788	4,997	-	13,785	56.86%



**SCHEDULE 4**  
**OLD DOMINION UNIVERSITY RESEARCH FOUNDATION**  
**SPONSORED PROGRAM ACTIVITY BY INDIVIDUAL PROJECT**  
(MEASURED BY EXPENDITURES INCURRED)  
**FOR FISCAL YEAR 2014**

PROJECT NUMBER	SPONSORING AGENCY	PRINCIPAL INVESTIGATOR / PROJECT DIRECTOR	PROJECT DIRECT COST				PROJECT IDC AND FEES		TOTAL PROJECT COSTS	EFFECTIVE INDIRECT COST RATE	CENTER
			PERSONNEL AND FRINGE BENEFITS	SUPPLIES, CONTRACTUAL, GENERAL, & TRAVEL	EQUIPMENT	SUBCONTRACTS, CONSTRUCTION, TUITION & OTHER	TOTAL DIRECT COSTS	REIMBURSED INDIRECT COSTS			
Center for Coastal Physical Oceanography											
512221	STATE UNIVERSITY OF NEW JERSEY	ATKINSON, L.	70,409	6,998	-	5,861	83,268	41,634	-	124,902	TRAD
522771	* VA INST OF MARINE SCIENCE	ATKINSON, L.	3,160	1,298	-	-	4,458	2,363	-	6,820	TRAD
535611	STATE UNIVERSITY OF NEW JERSEY	ATKINSON, L.	52,518	-	-	-	52,518	5,252	-	57,770	TRAD
544071	STATE UNIVERSITY OF NEW JERSEY	ATKINSON, L.	20,123	-	-	-	20,123	2,012	-	22,136	TRAD
597981	* ODU	ATKINSON, L.	-	(347)	-	-	(347)	-	-	(347)	TRAD
300161	* NATL SCIENCE FOUNDATION	DINNIMAN, M.	1,143	(48)	-	-	1,096	460	-	1,556	TRAD
306781	* NATL SCIENCE FOUNDATION	DINNIMAN, M.	34,737	30	-	-	34,767	17,383	-	52,150	TRAD
386461	* NATL SCIENCE FOUNDATION	DINNIMAN, M.	246	(14)	-	-	231	97	-	328	TRAD
394241	* NATL SCIENCE FOUNDATION	DINNIMAN, M.	40,064	407	-	-	40,471	20,236	-	60,708	TRAD
394242	* NATL SCIENCE FOUNDATION	DINNIMAN, M.	-	-	-	-	-	(13)	-	(13)	TRAD
396852	* NATL SCIENCE FOUNDATION	DINNIMAN, M.	13,614	1,537	-	-	15,150	7,575	-	22,725	TRAD
397111	* NATL SCIENCE FOUNDATION	DINNIMAN, M.	34,203	450	-	-	34,653	17,327	-	51,980	TRAD
381461	NATL OCEANIC/ATMOS ADMIN	EZER, T.	5,631	-	-	-	5,631	2,365	-	7,996	TRAD
513381	* KENAI PENINSULA BOROUGH	EZER, T.	25,980	684	-	-	26,665	-	-	26,665	TRAD
783572	TRACTEBEL ENGINEERING	EZER, T.	-	20	-	919	939	395	-	1,334	TRAD
394431	* NATL SCIENCE FOUNDATION	GROSCH, C.	10,336	611	-	-	10,947	5,473	-	16,420	TRAD
300161	* NATL SCIENCE FOUNDATION	HOFMANN, E.	1,178	(49)	-	-	1,129	474	-	1,603	TRAD
322141	* NATL SCIENCE FOUNDATION	HOFMANN, E.	45,635	16,413	-	149,847	211,895	32,886	-	244,780	TRAD
382981	NATL SCIENCE FOUNDATION	HOFMANN, E.	1,561	710	-	-	2,271	954	-	3,225	TRAD
386461	* NATL SCIENCE FOUNDATION	HOFMANN, E.	253	(15)	-	-	238	100	-	338	TRAD
392751	* NATL SCIENCE FOUNDATION	HOFMANN, E.	14,464	449	-	-	14,913	7,456	-	22,370	TRAD
396852	* NATL SCIENCE FOUNDATION	HOFMANN, E.	13,614	1,537	-	-	15,150	7,575	-	22,725	TRAD
501411	VA INST OF MARINE SCIENCE	HOFMANN, E.	32,844	3,223	-	-	36,067	18,034	-	54,101	TRAD
300161	* NATL SCIENCE FOUNDATION	KLINCK, J.	1,143	(48)	-	-	1,096	460	-	1,556	TRAD
306781	* NATL SCIENCE FOUNDATION	KLINCK, J.	34,737	30	-	-	34,767	17,383	-	52,150	TRAD
322141	* NATL SCIENCE FOUNDATION	KLINCK, J.	45,635	16,413	-	149,847	211,895	32,886	-	244,780	TRAD
386461	* NATL SCIENCE FOUNDATION	KLINCK, J.	246	(14)	-	-	231	97	-	328	TRAD
392751	* NATL SCIENCE FOUNDATION	KLINCK, J.	14,464	449	-	-	14,913	7,456	-	22,370	TRAD
394241	* NATL SCIENCE FOUNDATION	KLINCK, J.	40,064	407	-	-	40,471	20,236	-	60,708	TRAD
394242	* NATL SCIENCE FOUNDATION	KLINCK, J.	-	-	-	-	-	(13)	-	(13)	TRAD
396852	* NATL SCIENCE FOUNDATION	KLINCK, J.	13,614	1,537	-	-	15,150	7,575	-	22,725	TRAD
397111	* NATL SCIENCE FOUNDATION	KLINCK, J.	34,203	450	-	-	34,653	17,327	-	51,980	TRAD
336691	JER PROPULSION LABORATORY	PLAG, H.	8,484	-	-	-	8,484	4,496	-	12,980	TRAD
540771	VA INST OF MARINE SCIENCE	PLAG, H.	17,780	-	-	-	17,780	-	-	17,780	TRAD
			632,083	53,118	-	306,474	991,675	297,941	-	1,289,616	30.04%

**SCHEDULE 4**  
**OLD DOMINION UNIVERSITY RESEARCH FOUNDATION**  
**SPONSORED PROGRAM ACTIVITY BY INDIVIDUAL PROJECT**  
(MEASURED BY EXPENDITURES INCURRED)  
**FOR FISCAL YEAR 2014**

PROJECT NUMBER	SPONSORING AGENCY	PRINCIPAL INVESTIGATOR / PROJECT DIRECTOR	PROJECT DIRECT COST					PROJECT IDC AND FEES		TOTAL PROJECT COSTS	EFFECTIVE INDIRECT COST RATE	CENTER
			PERSONNEL AND FRINGE BENEFITS	SUPPLIES, CONTRACTUAL, GENERAL, & TRAVEL	EQUIPMENT	SUBCONTRACTS, CONSTRUCTION, TUITION & OTHER	TOTAL DIRECT COSTS	REIMBURSED INDIRECT COSTS	TOTAL SPECIAL FEES			
Chemistry and Biochemistry												
397561	* US DEPT OF EDUCATION	BAYSE, C.	4,370	3,743	-	10,798	18,912	649	-	19,560	TRAD	
126101	NASA-GODDARD SPACEFLIGHT CNTR	BERNATH, P.	60,204	4,808	4,829	-	69,841	34,456	-	104,297	TRAD	
132481	NASA-GODDARD SPACEFLIGHT CNTR	BERNATH, P.	38,305	13,833	2,099	-	54,238	27,634	-	81,871	TRAD	
134911	NASA-GODDARD SPACEFLIGHT CNTR	BERNATH, P.	13,528	4,393	2,099	-	20,020	9,498	-	29,519	TRAD	
137161	NASA-GODDARD SPACEFLIGHT CNTR	BERNATH, P.	1,510	-	-	-	1,510	800	-	2,310	TRAD	
346161	US DEPT OF ENERGY	BERNATH, P.	-	834	-	-	834	-	-	834	TRAD	
397561	* US DEPT OF EDUCATION	BERNATH, P.	4,370	3,743	-	10,798	18,912	649	-	19,560	TRAD	
733121	BATTELLE CORPORATION	BERNATH, P.	11,608	2,429	1,975	-	16,012	7,440	-	23,452	TRAD	
515985	VA DEPT ENVIRON QUALITY	DONAT, J.	-	(1,062)	-	1,063	-	-	-	-	TRAD	
526522	VA DEPT ENVIRON QUALITY	DONAT, J.	21,577	22,363	-	94,849	138,789	(1,442)	-	137,347	TRAD	
536922	VA DEPT ENVIRON QUALITY	DONAT, J.	241,452	173,403	17,811	-	432,666	27,974	-	460,640	TRAD	
322421	NATL OCEANIC/ATMOS ADMIN	HATCHER, P.	17,525	-	-	-	17,525	1,752	-	19,277	TRAD	
526211	VA INST OF MARINE SCIENCE	HATCHER, P.	4,861	-	-	-	4,861	1,264	-	6,124	TRAD	
534151	UNIVERSITY OF MAINE	HATCHER, P.	21,011	-	-	-	21,011	6,303	-	27,314	TRAD	
597981	* ODU	HATCHER, P.	-	(347)	-	-	(347)	-	-	(347)	TRAD	
727131	TOTAL, S.A.	HATCHER, P.	25,955	7,685	-	-	33,641	17,830	-	51,470	TRAD	
340091	NATL SCIENCE FOUNDATION	HOLDER, A.	12,450	10,414	-	-	22,864	10,443	-	33,307	TRAD	
533571	* ODU	LEE, J.	17,152	6,048	-	332	23,532	-	-	23,532	TRAD	
323661	NATL SCIENCE FOUNDATION	MAO, J.	1,111	1,280	-	-	2,391	1,267	-	3,658	TRAD	
390781	NATL SCIENCE FOUNDATION	MAO, J.	5,124	-	-	-	5,124	2,562	-	7,685	TRAD	
511341	LINCOLN UNIVERSITY	MAO, J.	30,737	11,644	-	-	42,380	9,324	-	51,704	TRAD	
327621	NATL SCIENCE FOUNDATION	MOPPER, K.	15,037	2,513	-	-	17,550	9,302	-	26,852	TRAD	
390921	NATL SCIENCE FOUNDATION	MOPPER, K.	635	17	-	-	652	326	-	977	TRAD	
330641	NATL SCIENCE FOUNDATION	WANG, G.	18,129	9,934	-	-	28,063	14,873	-	42,936	TRAD	
530541	UNIVERSITY OF PITTSBURGH	WANG, G.	22,611	10,541	-	-	33,152	17,571	-	50,723	TRAD	
351710	NATL SCIENCE FOUNDATION	XU, N.	7,243	2,074	-	-	9,318	4,938	-	14,256	TRAD	
351711	NATL SCIENCE FOUNDATION	XU, N.	-	-	-	1,000	1,000	-	-	1,000	TRAD	
351785	NATL SCIENCE FOUNDATION	XU, N.	-	-	-	-	-	(1)	-	(1)	TRAD	
351786	NATL SCIENCE FOUNDATION	XU, N.	7,768	973	-	-	8,742	-	-	8,742	TRAD	
353151	* US PUBLIC HEALTH SERVICE	XU, N.	81,677	51,622	81,860	-	215,160	55,986	-	271,146	TRAD	
			<b>685,950</b>	<b>342,885</b>	<b>110,673</b>	<b>118,840</b>	<b>1,258,347</b>	<b>261,398</b>	<b>-</b>	<b>1,519,745</b>	<b>20.77%</b>	
Chemistry and Biochemistry - VCERC												
323961	* NATL SCIENCE FOUNDATION	HATCHER, P.	34,532	6,429	-	-	40,961	21,709	-	62,670	VCERC	
510131	TEXAS A & M UNIVERSITY	HATCHER, P.	12,498	864	-	-	13,362	6,681	-	20,043	VCERC	
731591	AQUA TERRA INTERNATIONAL, LLC	HATCHER, P.	62,050	1,320	-	-	63,370	16,476	-	79,847	VCERC	
323961	* NATL SCIENCE FOUNDATION	WOZNIAK, A.	67,031	12,481	-	-	79,513	42,142	-	121,655	VCERC	
			<b>176,111</b>	<b>21,094</b>	<b>-</b>	<b>-</b>	<b>197,207</b>	<b>87,008</b>	<b>-</b>	<b>284,215</b>	<b>44.12%</b>	

**SCHEDULE 4**  
**OLD DOMINION UNIVERSITY RESEARCH FOUNDATION**  
**SPONSORED PROGRAM ACTIVITY BY INDIVIDUAL PROJECT**  
(MEASURED BY EXPENDITURES INCURRED)  
**FOR FISCAL YEAR 2014**

PROJECT NUMBER	SPONSORING AGENCY	PRINCIPAL INVESTIGATOR / PROJECT DIRECTOR	PROJECT DIRECT COST				PROJECT IDC AND FEES		TOTAL PROJECT COSTS	EFFECTIVE INDIRECT COST RATE	CENTER
			PERSONNEL AND FRINGE BENEFITS	SUPPLIES, CONTRACTUAL, GENERAL, & TRAVEL	EQUIPMENT	SUBCONTRACTS, CONSTRUCTION, TUITION & OTHER	TOTAL DIRECT COSTS	REIMBURSED INDIRECT COSTS			
Computer Sciences											
743371	* VA SOCIETY OF ORNITHOLOGY	BRUNELLE, J.	992	-	-	-	992	258	-	1,250	TRAD
311072	* NATL SCIENCE FOUNDATION	CHERNIKOV, A.	1,219	-	-	317	1,536	305	-	1,842	TRAD
314082	* NATL SCIENCE FOUNDATION	CHERNIKOV, A.	3,451	-	-	-	3,451	863	-	4,314	TRAD
311072	* NATL SCIENCE FOUNDATION	CHRISOCHOIDES, N.	305	-	-	79	384	76	-	460	TRAD
314071	NATL SCIENCE FOUNDATION	CHRISOCHOIDES, N.	65,038	3,930	-	-	68,968	34,484	-	103,452	TRAD
314081	NATL SCIENCE FOUNDATION	CHRISOCHOIDES, N.	404	-	-	-	404	202	-	606	TRAD
314082	* NATL SCIENCE FOUNDATION	CHRISOCHOIDES, N.	863	-	-	-	863	216	-	1,079	TRAD
336931	NATL SCIENCE FOUNDATION	CHRISOCHOIDES, N.	-	-	-	10,508	10,508	-	-	10,508	TRAD
743371	* VA SOCIETY OF ORNITHOLOGY	GUPTA, R.	992	-	-	-	992	258	-	1,250	TRAD
523941	* ODU	HE, J.	-	-	-	(9)	(9)	-	-	(9)	TRAD
332831	* NATL SCIENCE FOUNDATION	HE, W.	659	632	-	-	1,291	684	-	1,976	TRAD
316291	NATL SCIENCE FOUNDATION	Ji, S.	52,356	5,576	9,999	-	67,930	30,704	-	98,634	TRAD
533531	ODU	Ji, S.	19,835	3,344	-	71	23,250	-	-	23,250	TRAD
332831	* NATL SCIENCE FOUNDATION	LI, L.	659	632	-	-	1,291	684	-	1,976	TRAD
310631	NATL SCIENCE FOUNDATION	LI, Y.	45,524	3,224	-	-	48,748	24,374	-	73,122	TRAD
533561	* ODU	LI, Y.	8,046	176	-	957	9,179	-	-	9,179	TRAD
525911	HMPPT ROADS PLAN DISTRICT COMM	MALY, K.	-	-	-	302	302	79	-	381	TRAD
720841	CHIRPXM, INC.	MALY, K.	823	-	-	-	823	214	-	1,037	TRAD
726221	SIMIS, INC.	MALY, K.	24,672	-	-	10,213	34,885	9,001	-	43,887	TRAD
726991	MIND MATTERS, LLC	MALY, K.	-	-	-	41	41	11	-	52	TRAD
731701	E&E ENTERPRISES	MALY, K.	55,338	-	-	-	55,338	14,388	-	69,725	TRAD
731841	RESITE ONLINE, INC.	MALY, K.	7,231	-	-	-	7,231	1,880	-	9,111	TRAD
736721	ABS ENTERPRISE SERVICES GROUP	MALY, K.	17,086	-	-	-	17,086	4,442	-	21,528	TRAD
737411	RESITE ONLINE, INC.	MALY, K.	30,588	-	-	-	30,588	7,953	-	38,540	TRAD
743391	SIMIS, INC.	MALY, K.	6,536	-	-	-	6,536	1,699	-	8,235	TRAD
774451	PRENTICE HALL BUS PUBLISHING	MALY, K.	-	965	-	-	965	-	-	965	TRAD
733861	* LMI	MUKKAMALA, R.	3,371	128	-	294	3,794	2,032	-	5,825	TRAD

**SCHEDULE 4**  
**OLD DOMINION UNIVERSITY RESEARCH FOUNDATION**  
**SPONSORED PROGRAM ACTIVITY BY INDIVIDUAL PROJECT**  
(MEASURED BY EXPENDITURES INCURRED)  
**FOR FISCAL YEAR 2014**

PROJECT NUMBER	SPONSORING AGENCY	PRINCIPAL INVESTIGATOR / PROJECT DIRECTOR	PROJECT DIRECT COST				PROJECT IDC AND FEES		TOTAL PROJECT COSTS	EFFECTIVE INDIRECT COST RATE	CENTER
			PERSONNEL AND FRINGE BENEFITS	SUPPLIES, CONTRACTUAL, GENERAL, & TRAVEL	EQUIPMENT	SUBCONTRACTS, CONSTRUCTION, TUITION & OTHER	TOTAL DIRECT COSTS	REIMBURSED INDIRECT COSTS			
334001	NATL SCIENCE FOUNDATION	NADEEM, T.	-	-	-	17,906	17,906	-	-	17,906	TRAD
521710	* UNIVERSITY OF IDAHO	NADEEM, T.	3,928	-	-	-	3,928	2,082	-	6,010	TRAD
521711	* UNIVERSITY OF IDAHO	NADEEM, T.	2,125	-	-	-	2,125	1,126	-	3,252	TRAD
523911	* ODU	NADEEM, T.	-	(398)	-	-	(398)	-	-	(398)	TRAD
724371	SIEMENS AUTOMOTIVE INC.	NADEEM, T.	-	-	-	39	39	20	-	59	TRAD
302781	NATL SCIENCE FOUNDATION	NELSON, M.	73,372	8,257	-	-	81,629	40,814	-	122,443	TRAD
305601	LIBRARY OF CONGRESS	NELSON, M.	14,334	1,362	-	(5,713)	9,983	7,848	-	17,832	TRAD
722811	NATL INFORMATION STANDARDS ORG	NELSON, M.	9,228	-	-	-	9,228	1,107	-	10,336	TRAD
736411	ANDREW W. MELLON FOUNDATION	NELSON, M.	20,237	981	-	-	21,218	-	-	21,218	TRAD
313011	* NATL SCIENCE FOUNDATION	OLARIU, S.	42,595	2,267	-	-	44,862	22,431	-	67,293	TRAD
313012	* NATL SCIENCE FOUNDATION	OLARIU, S.	3,508	-	-	-	3,508	-	-	3,508	TRAD
712336	* JEFFERSON SCIENCE ASSOCIATES	RANJAN, D.	4,300	-	-	-	4,300	-	-	4,300	TRAD
731311	LIBERTY TAX SERVICE	RANJAN, D.	16,658	-	-	-	16,658	1,461	-	18,119	TRAD
313011	* NATL SCIENCE FOUNDATION	WEIGLE, M.	42,595	2,267	-	-	44,862	22,431	-	67,293	TRAD
313012	* NATL SCIENCE FOUNDATION	WEIGLE, M.	3,508	-	-	-	3,508	-	-	3,508	TRAD
330981	NATL ENDOWMENT/HUMANITIES	WEIGLE, M.	22,937	10,530	-	-	33,466	17,737	-	51,203	TRAD
730771	* WORLD TECH INTERNATIONAL, LLC	WEIGLE, M.	776	-	-	-	776	-	-	776	TRAD
332831	* NATL SCIENCE FOUNDATION	XU, L.	659	632	-	-	1,291	684	-	1,976	TRAD
544971	* UNIVERSITY OF MASSACHUSETTS	XU, L.	1,220	-	-	-	1,220	647	-	1,867	TRAD
526526	VA DEPT ENVIRON QUALITY	ZUBAIR, M.	2,299	-	-	3,665	5,964	596	-	6,560	TRAD
536926	VA DEPT ENVIRON QUALITY	ZUBAIR, M.	13,772	-	-	-	13,772	1,377	-	15,149	TRAD
712336	* JEFFERSON SCIENCE ASSOCIATES	ZUBAIR, M.	4,300	-	-	-	4,300	-	-	4,300	TRAD
780051	IBM	ZUBAIR, M.	18,358	-	-	-	18,358	-	-	18,358	TRAD
			646,697	44,505	9,999	38,670	739,875	255,168	-	995,043	34.49%

**SCHEDULE 4**  
**OLD DOMINION UNIVERSITY RESEARCH FOUNDATION**  
**SPONSORED PROGRAM ACTIVITY BY INDIVIDUAL PROJECT**  
(MEASURED BY EXPENDITURES INCURRED)  
**FOR FISCAL YEAR 2014**

PROJECT NUMBER	SPONSORING AGENCY	PRINCIPAL INVESTIGATOR / PROJECT DIRECTOR	PROJECT DIRECT COST				PROJECT IDC AND FEES		TOTAL PROJECT COSTS	EFFECTIVE INDIRECT COST RATE	CENTER
			PERSONNEL AND FRINGE BENEFITS	SUPPLIES, CONTRACTUAL, GENERAL, & TRAVEL	EQUIPMENT	SUBCONTRACTS, CONSTRUCTION, TUITION & OTHER	TOTAL DIRECT COSTS	REIMBURSED INDIRECT COSTS			
Mathematics and Statistics											
127071	NASA-LANGLEY RESEARCH CENTER	BADAVI, F.	174,088	18,276	-	-	192,364	50,015	-	242,379	TRAD
525651	EASTERN VIRGINIA MED. SCHOOL	CHAGANTY, R.	4,000	304	-	-	4,304	344	-	4,648	TRAD
526525	VA DEPT ENVIRON QUALITY	CHAGANTY, R.	4,899	-	-	1,282	6,181	618	-	6,798	TRAD
536925	VA DEPT ENVIRON QUALITY	CHAGANTY, R.	11,998	90	-	-	12,088	1,209	-	13,297	TRAD
537571	EASTERN VIRGINIA MED. SCHOOL	CHAGANTY, R.	21,178	1,353	-	-	22,531	-	-	22,531	TRAD
717221	* AMERICAN DIABETES ASSOCIATION	DIAWARA, N.	3,381	(730)	-	5,948	8,599	211	-	8,810	TRAD
397561	* US DEPT OF EDUCATION	DORREPAAL, J.	4,370	3,743	-	10,798	18,912	649	-	19,560	TRAD
112801	NASA-HEADQUARTERS	HU, F.	46,891	1,215	-	-	48,105	24,053	-	72,158	TRAD
311391	NATL SCIENCE FOUNDATION	JOO, S.	9,660	5,948	-	-	15,607	7,804	-	23,411	TRAD
333111	* NATL SCIENCE FOUNDATION	PENG, Y.	-	574	-	-	574	304	-	878	TRAD
397561	* US DEPT OF EDUCATION	STROZAK, R.	4,370	3,743	-	10,798	18,912	649	-	19,560	TRAD
192461	NASA-LANGLEY RESEARCH CENTER	TWEED, J.	233,915	2,346	-	-	236,261	61,428	-	297,689	TRAD
323091	NATL SCIENCE FOUNDATION	WANG, J.	32,037	-	-	-	32,037	16,979	-	49,016	TRAD
326261	* NATL SCIENCE FOUNDATION	WANG, J.	16,995	3,155	-	-	20,148	10,679	-	30,828	TRAD
333111	* NATL SCIENCE FOUNDATION	WANG, J.	-	383	-	-	383	203	-	585	TRAD
533561	* ODU	WANG, J.	2,682	59	-	319	3,060	-	-	3,060	TRAD
713771	SIMONS FOUNDATION	WANG, J.	-	1,457	-	-	1,457	167	-	1,624	TRAD
392781	NATL SCIENCE FOUNDATION	ZHOU, R.	6,764	333	-	-	7,098	3,549	-	10,647	TRAD
			577,228	42,249	-	29,145	648,618	178,861	-	827,479	27.58%

**SCHEDULE 4**  
**OLD DOMINION UNIVERSITY RESEARCH FOUNDATION**  
**SPONSORED PROGRAM ACTIVITY BY INDIVIDUAL PROJECT**  
(MEASURED BY EXPENDITURES INCURRED)  
**FOR FISCAL YEAR 2014**

PROJECT NUMBER	SPONSORING AGENCY	PRINCIPAL INVESTIGATOR / PROJECT DIRECTOR	PROJECT DIRECT COST				PROJECT IDC AND FEES		TOTAL PROJECT COSTS	EFFECTIVE INDIRECT COST RATE	CENTER
			PERSONNEL AND FRINGE BENEFITS	SUPPLIES, CONTRACTUAL, GENERAL, & TRAVEL	EQUIPMENT	SUBCONTRACTS, CONSTRUCTION, TUITION & OTHER	TOTAL DIRECT COSTS	REIMBURSED INDIRECT COSTS			
Ocean, Earth and Atmospheric Sciences											
316571	NATL SCIENCE FOUNDATION	BOCHDANSKY, A.	18,653	16,612	1,873	-	37,139	18,691	-	55,829	TRAD
324281	NATL SCIENCE FOUNDATION	BOCHDANSKY, A.	69,083	17,388	29,261	-	115,731	45,829	-	161,560	TRAD
501971	UNIV OF CALIFORNIA	BOCHDANSKY, A.	10,384	3,746	4,585	-	18,715	7,065	-	25,779	TRAD
325261	NATL SCIENCE FOUNDATION	BURDIGE, D.	81,434	23,804	-	53	105,291	55,776	-	161,068	TRAD
384331	NATL SCIENCE FOUNDATION	BURDIGE, D.	-	(671)	-	-	(671)	(282)	-	(952)	TRAD
104775	NASA-GODDARD SPACEFLIGHT CNTR	CHAPPELL, P.	-	3,567	-	-	3,567	-	-	3,567	TRAD
321321	NATL SCIENCE FOUNDATION	CUTTER, G.	85,238	118,066	1,745	-	205,049	101,652	-	306,700	TRAD
324231	NATL SCIENCE FOUNDATION	CUTTER, G.	69,853	30,817	14,585	-	115,255	53,355	-	168,610	TRAD
393441	NATL SCIENCE FOUNDATION	CUTTER, G.	1,718	1,045	-	-	2,763	1,381	-	4,144	TRAD
394621	NATL SCIENCE FOUNDATION	CUTTER, G.	8,821	5,781	-	-	14,601	7,301	-	21,902	TRAD
394631	NATL SCIENCE FOUNDATION	CUTTER, G.	1,757	10,165	9,491	-	21,413	5,961	-	27,374	TRAD
701871	OAK RIDGE ASSOCIATED UNIVERSIT	CUTTER, G.	14,128	5,328	-	-	19,455	9,728	-	29,183	TRAD
702771	* OAK RIDGE ASSOCIATED UNIVERSIT	CUTTER, G.	10,085	776	-	-	10,860	5,430	-	16,290	TRAD
730551	HAMPTON UNIVERSITY	CUTTER, G.	6,855	-	-	-	6,855	3,633	-	10,488	TRAD
746411	HAMPTON UNIVERSITY	CUTTER, G.	3,636	-	-	-	3,636	1,927	-	5,564	TRAD
312441	NATL SCIENCE FOUNDATION	DARBY, D.	27,553	61,033	-	-	88,585	44,293	-	132,878	TRAD
393211	NATL SCIENCE FOUNDATION	DOBBS, F.	114,087	37,247	1,505	10,015	162,854	75,667	-	238,521	TRAD
525971	UNIVERSITY OF MARYLAND	DOBBS, F.	9,236	-	-	-	9,236	4,895	-	14,131	TRAD
394431	* NATL SCIENCE FOUNDATION	GARGETT, A.	10,336	611	-	-	10,947	5,473	-	16,420	TRAD
312521	NATL SCIENCE FOUNDATION	HARVEY, R.	(567)	3,058	-	-	2,490	1,245	-	3,736	TRAD
323061	NORTH PACIFIC RESEARCH BOARD	HARVEY, R.	1,435	1,425	-	-	2,860	1,516	-	4,376	TRAD
324141	* NATL SCIENCE FOUNDATION	HARVEY, R.	-	-	517,671	-	517,671	-	-	517,671	TRAD
324501	NATL SCIENCE FOUNDATION	HARVEY, R.	18,328	19,573	-	-	37,901	20,088	-	57,989	TRAD
340411	* NATL SCIENCE FOUNDATION	HARVEY, R.	408	172	-	3,676	4,255	307	-	4,562	TRAD
517501	UNIVERSITY OF TEXAS AT AUSTIN	HARVEY, R.	24,770	23,488	-	76	48,334	24,129	-	72,463	TRAD
300951	* NATL SCIENCE FOUNDATION	JONES, C.	34,844	16,563	-	-	51,407	25,703	-	77,110	TRAD
512461	* STATE UNIVERSITY OF NEW JERSEY	JONES, C.	20,229	5,849	-	-	26,078	3,912	-	29,988	TRAD
513381	* KENAI PENINSULA BOROUGH	JONES, C.	25,980	684	-	-	26,665	-	-	26,665	TRAD
516661	VA MARINE RESOURCES COMM	JONES, C.	21,809	2,632	-	-	24,441	(1,206)	-	23,235	TRAD
527291	VA MARINE RESOURCES COMM	JONES, C.	50,092	5,710	-	-	55,802	13,950	-	69,752	TRAD
532911	VA MARINE RESOURCES COMM	JONES, C.	31,251	21,649	-	-	52,900	13,225	-	66,125	TRAD
540021	VA MARINE RESOURCES COMM	JONES, C.	127,915	6,958	-	-	134,873	33,718	-	168,591	TRAD
715431	VIRGINIA AQUARIUM FOUNDATION	JONES, C.	5,957	1,125	-	-	7,082	3,541	-	10,624	TRAD

**SCHEDULE 4**  
**OLD DOMINION UNIVERSITY RESEARCH FOUNDATION**  
**SPONSORED PROGRAM ACTIVITY BY INDIVIDUAL PROJECT**  
(MEASURED BY EXPENDITURES INCURRED)  
**FOR FISCAL YEAR 2014**

PROJECT NUMBER	SPONSORING AGENCY	PRINCIPAL INVESTIGATOR / PROJECT DIRECTOR	PROJECT DIRECT COST				PROJECT IDC AND FEES		TOTAL PROJECT COSTS	EFFECTIVE INDIRECT COST RATE	CENTER
			PERSONNEL AND FRINGE BENEFITS	SUPPLIES, CONTRACTUAL, GENERAL, & TRAVEL	EQUIPMENT	SUBCONTRACTS, CONSTRUCTION, TUITION & OTHER	TOTAL DIRECT COSTS	REIMBURSED INDIRECT COSTS			
320951	NATL OCEANIC/ATMOS ADMIN	MCCONAUGHA, J.	1,416	6,756	-	-	8,172	4,086	-	12,259	TRAD
135301	NASA-GODDARD SPACEFLIGHT CNTR	MULHOLLAND, M.	20,470	10,708	-	-	31,178	16,524	-	47,702	TRAD
186011	NASA-GODDARD SPACEFLIGHT CNTR	MULHOLLAND, M.	12,782	635	-	-	13,416	5,635	-	19,051	TRAD
320391	NATL SCIENCE FOUNDATION	MULHOLLAND, M.	23,497	-	-	-	23,497	12,453	-	35,951	TRAD
324251	NATL SCIENCE FOUNDATION	MULHOLLAND, M.	-	-	-	-	-	-	-	-	TRAD
330361	NATL SCIENCE FOUNDATION	MULHOLLAND, M.	20,739	11,965	-	-	32,704	17,333	-	50,037	TRAD
525781	ODU	MULHOLLAND, M.	1,680	(361)	-	-	1,318	132	-	1,450	TRAD
525791	ODU	MULHOLLAND, M.	58,274	12,452	-	-	70,726	7,073	-	77,798	TRAD
525801	ODU	MULHOLLAND, M.	1,896	2,457	-	-	4,353	435	-	4,789	TRAD
716301	WATER ENVIRON RESEARCH FOUN	MULHOLLAND, M.	23,562	-	-	-	23,562	11,781	-	35,342	TRAD
324341	NATL SCIENCE FOUNDATION	NOFFKE, N.	-	252	-	-	252	126	-	378	TRAD
300951	* NATL SCIENCE FOUNDATION	SCHAFFLER, J.	34,844	16,563	-	-	51,407	25,703	-	77,110	TRAD
512461	* STATE UNIVERSITY OF NEW JERSEY	SCHAFFLER, J.	-	-	-	-	-	-	-	-	TRAD
323151	NATL SCIENCE FOUNDATION	SEDWICK, P.	15,840	6,687	-	-	22,527	11,940	-	34,467	TRAD
330362	NATL SCIENCE FOUNDATION	SEDWICK, P.	5,272	10,530	27,330	-	43,131	8,375	-	51,506	TRAD
394481	NATL SCIENCE FOUNDATION	SEDWICK, P.	30,168	4,781	-	-	34,948	17,474	-	52,422	TRAD
396851	NATL SCIENCE FOUNDATION	SEDWICK, P.	44,294	10,342	627	-	55,263	27,318	-	82,581	TRAD
396852	* NATL SCIENCE FOUNDATION	SEDWICK, P.	13,614	1,537	-	-	15,150	7,575	-	22,725	TRAD
702771	* OAK RIDGE ASSOCIATED UNIVERSIT	SEDWICK, P.	10,085	776	-	-	10,860	5,430	-	16,290	TRAD
524481	* ODU	WHITTECAR, G.	7,242	7,650	-	23,660	38,552	1,191	-	39,743	TRAD
532151	* ODU	WHITTECAR, G.	21,430	2,772	-	762	24,964	1,936	-	26,900	TRAD
532541	ODU	WHITTECAR, G.	2,306	8,555	-	-	10,860	1,955	-	12,815	TRAD
534901	* ODU	WHITTECAR, G.	53,356	21,372	-	2,775	77,501	3,737	-	81,238	TRAD
534902	* ODU	WHITTECAR, G.	95,951	5,633	-	-	101,584	5,079	-	106,663	TRAD
542981	ODU	WHITTECAR, G.	-	69	-	-	69	-	-	69	TRAD
545961	* ODU	WHITTECAR, G.	684	1,013	-	-	1,697	136	-	1,833	TRAD
585981	VA TECH	WHITTECAR, G.	24,501	5,611	-	-	30,112	10,539	-	40,652	TRAD
711991	WEANACK LAND LTD	WHITTECAR, G.	4,304	342	-	3,016	7,662	1,290	-	8,953	TRAD
737561	WEANACK LAND LTD	WHITTECAR, G.	1,722	37	-	-	1,759	457	-	2,216	TRAD
307291	NATL SCIENCE FOUNDATION	ZIMMERMAN, R.	107,834	33,250	-	-	141,084	70,542	-	211,626	TRAD
524021	VA INST OF MARINE SCIENCE	ZIMMERMAN, R.	21,517	11,863	-	-	33,379	1,669	-	35,048	TRAD
547571	MD DEPT. OF NATURAL RESOURCES	ZIMMERMAN, R.	-	92	-	-	92	-	-	92	TRAD
			1,564,588	638,540	608,673	44,033	2,855,822	865,827	-	3,721,649	30.32%
Ocean, Earth and Atmospheric Sciences - SSRP											
342071	NATL MARINE FISHERIES SERV	ASHFORD, J.	6,304	-	-	-	6,304	3,341	-	9,645	SSRP
710871	CHILEAN FISHING DEVELOP INST	ASHFORD, J.	-	4,301	-	-	4,301	-	-	4,301	SSRP
321481	NATL SCIENCE FOUNDATION	HILL, V.	59,106	31,035	110,075	-	200,215	47,775	-	247,990	SSRP
596111	UNIVERSITY OF WASHINGTON	HILL, V.	15,524	-	-	-	15,524	7,762	-	23,286	SSRP
			80,934	35,336	110,075	-	226,344	58,878	-	285,222	26.01%

**SCHEDULE 4**  
**OLD DOMINION UNIVERSITY RESEARCH FOUNDATION**  
**SPONSORED PROGRAM ACTIVITY BY INDIVIDUAL PROJECT**  
(MEASURED BY EXPENDITURES INCURRED)  
**FOR FISCAL YEAR 2014**

PROJECT NUMBER	SPONSORING AGENCY	PRINCIPAL INVESTIGATOR / PROJECT DIRECTOR	PROJECT DIRECT COST				PROJECT IDC AND FEES		TOTAL PROJECT COSTS	EFFECTIVE INDIRECT COST RATE	CENTER
			PERSONNEL AND FRINGE BENEFITS	SUPPLIES, CONTRACTUAL, GENERAL, & TRAVEL	EQUIPMENT	SUBCONTRACTS, CONSTRUCTION, TUITION & OTHER	TOTAL DIRECT COSTS	REIMBURSED INDIRECT COSTS			
Physics											
350314	* US DEPT OF ENERGY	AMARIAN, M.	72,121	6,855	1,603	-	80,579	39,488	-	120,067	TRAD
310491	* NATL SCIENCE FOUNDATION	ARETI, H.	-	-	-	27,647	27,647	4,500	-	32,147	TRAD
340311	* NATL SCIENCE FOUNDATION	ARETI, H.	-	-	-	20,156	20,156	-	-	20,156	TRAD
370662	* US DEPT OF ENERGY	BALITSKY, I.	-	273	1,465	-	1,738	136	-	1,874	TRAD
370663	* US DEPT OF ENERGY	BALITSKY, I.	15,597	2,339	438	3,158	21,532	9,506	-	31,037	TRAD
300701	* NATL SCIENCE FOUNDATION	BUELTMANN, S.	6,740	3,133	3,647	22,798	36,318	4,937	-	41,255	TRAD
310491	* NATL SCIENCE FOUNDATION	BUELTMANN, S.	-	-	-	9,216	9,216	1,500	-	10,716	TRAD
340311	* NATL SCIENCE FOUNDATION	BUELTMANN, S.	-	-	-	6,719	6,719	-	-	6,719	TRAD
350314	* US DEPT OF ENERGY	BUELTMANN, S.	72,121	6,855	1,603	-	80,579	39,488	-	120,067	TRAD
706141	* JEFFERSON SCIENCE ASSOCIATES	BUELTMANN, S.	15,825	3,301	-	-	19,126	5,164	-	24,290	TRAD
303981	NATL SCIENCE FOUNDATION	DE PAOR, D.	36,152	23,184	6,384	-	65,720	29,668	-	95,387	TRAD
304931	* NATL SCIENCE FOUNDATION	DE PAOR, D.	696	-	-	-	696	348	-	1,043	TRAD
340681	* NATL SCIENCE FOUNDATION	DE PAOR, D.	19,035	7,108	-	6,656	32,799	13,856	-	46,654	TRAD
306582	FERMI NATIONAL ACCELERATOR LAB	DELAYEN, J.	-	-	-	5,030	5,030	2,666	-	7,696	TRAD
306583	FERMI NATIONAL ACCELERATOR LAB	DELAYEN, J.	20,235	20,564	-	-	40,799	20,400	-	61,199	TRAD
330131	* US DEPT OF ENERGY	DELAYEN, J.	20,002	9,976	29,759	-	59,738	15,888	-	75,626	TRAD
396741	US DEPT OF ENERGY	DELAYEN, J.	70,007	35,255	321,729	-	426,991	52,631	-	479,622	TRAD
706051	NIOWAVE, INC.	DELAYEN, J.	-	4,384	-	17,532	21,916	10,959	-	32,875	TRAD
706053	NIOWAVE, INC.	DELAYEN, J.	37,106	5,353	-	54,472	96,931	48,466	-	145,397	TRAD
706055	NIOWAVE, INC.	DELAYEN, J.	52,194	48,275	2,000	75,322	177,791	87,898	-	265,689	TRAD
724841	NIOWAVE, INC.	DELAYEN, J.	16,764	4,933	-	4,625	26,322	13,953	-	40,275	TRAD
742711	SLAC NATL ACCELERATOR LAB	DELAYEN, J.	22,739	1,962	-	-	24,701	13,091	-	37,792	TRAD
350314	* US DEPT OF ENERGY	DODGE, G.	72,164	6,859	1,604	-	80,627	39,512	-	120,139	TRAD
706141	* JEFFERSON SCIENCE ASSOCIATES	DODGE, G.	7,912	1,651	-	-	9,562	2,581	-	12,145	TRAD
310581	US DEPT OF ENERGY	DUDEK, J.	-	14,866	-	-	14,866	3,865	-	18,731	TRAD
370662	* US DEPT OF ENERGY	DUDEK, J.	-	273	1,465	-	1,738	136	-	1,874	TRAD
370663	* US DEPT OF ENERGY	DUDEK, J.	15,597	2,339	438	3,158	21,532	9,506	-	31,037	TRAD
510881	ODU	DUDEK, J.	102,606	5,033	-	-	107,640	53,820	-	161,459	TRAD
340411	* NATL SCIENCE FOUNDATION	FILIPPINO, K.	3,670	1,546	-	33,081	38,296	2,764	-	41,061	TRAD
330131	* US DEPT OF ENERGY	GUREVICH, A.	20,002	9,976	29,759	-	59,738	15,888	-	75,626	TRAD
312001	NATL SCIENCE FOUNDATION	HAVEY, M.	65,999	17,939	4,795	-	88,733	41,969	-	130,702	TRAD
316981	BROOKHAVEN NATIONAL LABORATORY	HYDE, C.	14,431	-	-	-	14,431	7,649	-	22,080	TRAD
350314	* US DEPT OF ENERGY	HYDE, C.	72,164	6,859	1,604	-	80,627	39,512	-	120,139	TRAD
300701	* NATL SCIENCE FOUNDATION	KUHN, S.	6,740	3,133	3,647	22,798	36,318	4,937	-	41,255	TRAD
317371	* US DEPT OF ENERGY	KUHN, S.	42,852	2,671	-	-	45,523	22,762	-	68,286	TRAD
350314	* US DEPT OF ENERGY	KUHN, S.	72,164	6,859	1,604	-	80,627	39,512	-	120,139	TRAD
370662	* US DEPT OF ENERGY	RADYUSHKIN, A.	-	273	1,465	-	1,738	136	-	1,874	TRAD
370663	* US DEPT OF ENERGY	RADYUSHKIN, A.	15,597	2,339	438	3,158	21,532	9,506	-	31,037	TRAD
370662	* US DEPT OF ENERGY	SCHIAVILLA, R.	-	273	1,465	-	1,738	136	-	1,874	TRAD
370663	* US DEPT OF ENERGY	SCHIAVILLA, R.	15,597	2,339	438	3,158	21,532	9,506	-	31,037	TRAD



**SCHEDULE 4**  
**OLD DOMINION UNIVERSITY RESEARCH FOUNDATION**  
**SPONSORED PROGRAM ACTIVITY BY INDIVIDUAL PROJECT**  
(MEASURED BY EXPENDITURES INCURRED)  
**FOR FISCAL YEAR 2014**

PROJECT NUMBER	SPONSORING AGENCY	PRINCIPAL INVESTIGATOR / PROJECT DIRECTOR	PROJECT DIRECT COST				PROJECT IDC AND FEES		TOTAL PROJECT COSTS	EFFECTIVE INDIRECT COST RATE	CENTER
			PERSONNEL AND FRINGE BENEFITS	SUPPLIES, CONTRACTUAL, GENERAL, & TRAVEL	EQUIPMENT	SUBCONTRACTS, CONSTRUCTION, TUITION & OTHER	TOTAL DIRECT COSTS	REIMBURSED INDIRECT COSTS			
325901	ARGONNE NATIONAL LABORATORIES	SUKENIK, C.	1,004	-	-	-	1,004	261	-	1,265	TRAD
391441	NATL SCIENCE FOUNDATION	SUKENIK, C.	2,806	4,979	-	-	7,785	3,893	-	11,678	TRAD
712331	JEFFERSON SCIENCE ASSOCIATES	SUKENIK, C.	116,538	-	-	-	116,538	-	-	116,538	TRAD
712338	JEFFERSON SCIENCE ASSOCIATES	SUKENIK, C.	78,501	-	-	-	78,501	-	-	78,501	TRAD
730231	JEFFERSON SCIENCE ASSOCIATES	SUKENIK, C.	164,578	-	-	-	164,578	-	-	164,578	TRAD
730232	JEFFERSON SCIENCE ASSOCIATES	SUKENIK, C.	454,975	-	-	-	454,975	-	-	454,975	TRAD
730671	JEFFERSON SCIENCE ASSOCIATES	SUKENIK, C.	-	-	-	2,000	2,000	-	-	2,000	TRAD
737401	JEFFERSON SCIENCE ASSOCIATES	SUKENIK, C.	-	-	-	12,000	12,000	-	-	12,000	TRAD
747121	NATL INST AEROSPACE ASSOC	SUKENIK, C.	2,490	-	-	-	2,490	647	-	3,137	TRAD
370662	* US DEPT OF ENERGY	VAN ORDEN, J.	-	273	1,465	-	1,738	136	-	1,874	TRAD
370663	* US DEPT OF ENERGY	VAN ORDEN, J.	15,597	2,339	438	3,158	21,532	9,506	-	31,037	TRAD
127221	NASA-LANGLEY RESEARCH CENTER	VUSKOVIC, L.	-	-	-	40	40	10	-	50	TRAD
325111	US DEPT OF ENERGY	VUSKOVIC, L.	101,619	33,941	5,325	-	140,885	71,847	-	212,731	TRAD
730681	NATL INST AEROSPACE ASSOC	VUSKOVIC, L.	69	-	-	-	69	18	-	86	TRAD
731511	JEFFERSON SCIENCE ASSOCIATES	VUSKOVIC, L.	52,463	13,567	-	-	66,030	-	-	66,030	TRAD
317371	* US DEPT OF ENERGY	WEINSTEIN, L.	42,852	2,671	-	-	45,523	22,762	-	68,286	TRAD
350314	* US DEPT OF ENERGY	WEINSTEIN, L.	72,164	6,859	1,604	-	80,627	39,512	-	120,139	TRAD
706141	* JEFFERSON SCIENCE ASSOCIATES	WEINSTEIN, L.	15,825	3,301	-	-	19,126	5,164	-	24,290	TRAD
			2,126,310	336,908	426,182	335,882	3,225,277	871,996	-	4,097,273	27.04%

**SCHEDULE 4**  
**OLD DOMINION UNIVERSITY RESEARCH FOUNDATION**  
**SPONSORED PROGRAM ACTIVITY BY INDIVIDUAL PROJECT**  
(MEASURED BY EXPENDITURES INCURRED)  
**FOR FISCAL YEAR 2014**

PROJECT NUMBER	SPONSORING AGENCY	PRINCIPAL INVESTIGATOR / PROJECT DIRECTOR	PROJECT DIRECT COST				PROJECT IDC AND FEES		TOTAL PROJECT COSTS	EFFECTIVE INDIRECT COST RATE	CENTER
			PERSONNEL AND FRINGE BENEFITS	SUPPLIES, CONTRACTUAL, GENERAL, & TRAVEL	EQUIPMENT	SUBCONTRACTS, CONSTRUCTION, TUITION & OTHER	TOTAL DIRECT COSTS	REIMBURSED INDIRECT COSTS			
Psychology											
332831	* NATL SCIENCE FOUNDATION	ASH, I.	659	632	-	-	1,291	684	-	1,976	TRAD
301511	US PUBLIC HEALTH SERVICE	BARRACO, C.	103,749	17,782	-	-	121,531	9,723	-	131,254	TRAD
313921	* US PUBLIC HEALTH SERVICE	BARRACO, C.	15,013	2,092	-	688	17,791	9,066	-	26,857	TRAD
734781	ADV ANTI-TERROR TECHNOLOGIES	BLISS, J.	52,622	7,157	-	6,056	65,835	36,556	-	102,391	TRAD
315331	US PUBLIC HEALTH SERVICE	BRAITMAN, A.	-	9,951	-	41,307	51,258	-	-	51,258	TRAD
737511	BATTELLE CORPORATION	BRILL, C.	17,329	4,625	-	-	21,954	5,708	-	27,662	TRAD
516242	COLORADO STATE UNIVERSITY	CIGULAROV, K.	1,919	-	-	-	1,919	480	-	2,399	TRAD
390181	* US PUBLIC HEALTH SERVICE	HENSON, J.	17,481	2,214	-	1,579	21,274	9,847	-	31,121	TRAD
704271	ABMRF/FDTN-ALCOHOL RESERACH	HENSON, M.	12,065	2,098	-	-	14,163	2,124	-	16,287	TRAD
546131	* UNIV MICH DEPT NAT RESOURCES	HU, X.	10,073	1,016	-	-	11,089	5,877	-	16,966	TRAD
313921	* US PUBLIC HEALTH SERVICE	KELLEY, M.	11,895	1,512	-	344	13,750	7,106	-	20,856	TRAD
390181	* US PUBLIC HEALTH SERVICE	KELLEY, M.	157,327	19,924	-	14,213	191,465	88,625	-	280,090	TRAD
390182	US PUBLIC HEALTH SERVICE	KELLEY, M.	5,837	2,408	-	-	8,244	660	-	8,904	TRAD
396311	* US PUBLIC HEALTH SERVICE	KELLEY, M.	2,732	186	-	-	2,918	1,459	-	4,377	TRAD
313921	* US PUBLIC HEALTH SERVICE	LEWIS, R.	26,169	3,325	-	756	30,250	15,632	-	45,881	TRAD
736161	SOC PSYCH STUDY SOCIAL ISSUES	LEWIS, R.	-	1,005	-	-	1,005	-	-	1,005	TRAD
525891	VA INST OF MARINE SCIENCE	MADHAVAN, P.	5,736	885	-	-	6,621	3,509	-	10,130	TRAD
332521	NATL SCIENCE FOUNDATION	MAJOR, D.	64,013	1,342	-	10,253	75,607	40,072	-	115,679	TRAD
395151	NATL SCIENCE FOUNDATION	MAJOR, D.	5,187	2,867	-	-	8,054	4,027	-	12,081	TRAD
395152	* NATL SCIENCE FOUNDATION	MAJOR, D.	4,087	14,559	-	-	18,645	4,661	-	23,306	TRAD
395152	* NATL SCIENCE FOUNDATION	ORVIS, K.	4,087	14,559	-	-	18,645	4,661	-	23,306	TRAD
313921	* US PUBLIC HEALTH SERVICE	PADILLA, M.	17,446	2,216	-	504	20,167	10,421	-	30,588	TRAD
740321	CHILDREN HOSPITAL-KING'S DAUGH	PAULSON, J.	568	-	-	-	568	-	-	568	TRAD
524921	VA DMV	PORTER, B.	28,194	12,811	-	-	41,005	4,101	-	45,106	TRAD
524931	VA DMV	PORTER, B.	35,170	721	-	29,085	64,976	6,089	-	71,065	TRAD
537781	VA DMV	PORTER, B.	50,493	10,218	-	-	60,711	6,071	-	66,782	TRAD
537791	VA DMV	PORTER, B.	64,019	45,992	-	-	110,010	11,001	-	121,011	TRAD
304941	* US PUBLIC HEALTH SERVICE	SCERBO, M.	31,974	5,296	1,700	71,901	110,871	19,753	-	130,625	TRAD
506651	* EASTERN VIRGINIA MED. SCHOOL	SCERBO, M.	17,989	1,855	-	-	19,844	5,159	-	25,003	TRAD
531742	* ODU	SCERBO, M.	132	-	75	74	281	-	-	281	TRAD
531743	* ODU	SCERBO, M.	-	-	-	5	5	-	-	5	TRAD
540723	* ODU	SCERBO, M.	4,504	692	-	-	5,196	-	-	5,196	TRAD
540724	* ODU	SCERBO, M.	3,700	249	-	356	4,305	-	-	4,305	TRAD
714851	MEDICAL CYBERWORLDS, INC.	SCERBO, M.	44,300	-	-	-	44,300	23,479	-	67,779	TRAD
313921	* US PUBLIC HEALTH SERVICE	WINSTEAD, B.	8,777	932	-	-	9,709	5,146	-	14,855	TRAD
			825,246	191,121	1,775	177,121	1,195,258	341,697	-	1,536,955	28.59%
<b>TOTAL SCIENCES</b>			<b>\$ 8,198,803</b>	<b>\$ 2,020,928</b>	<b>\$ 1,301,066</b>	<b>\$ 1,267,100</b>	<b>\$ 12,787,876</b>	<b>\$ 3,468,414</b>	<b>\$ -</b>	<b>\$ 16,256,290</b>	<b>27.12%</b>

**SCHEDULE 4**  
**OLD DOMINION UNIVERSITY RESEARCH FOUNDATION**  
**SPONSORED PROGRAM ACTIVITY BY INDIVIDUAL PROJECT**  
(MEASURED BY EXPENDITURES INCURRED)  
**FOR FISCAL YEAR 2014**

PROJECT NUMBER	SPONSORING AGENCY	PRINCIPAL INVESTIGATOR / PROJECT DIRECTOR	PROJECT DIRECT COST				PROJECT IDC AND FEES		TOTAL PROJECT COSTS	EFFECTIVE INDIRECT COST RATE	CENTER
			PERSONNEL AND FRINGE BENEFITS	SUPPLIES, CONTRACTUAL, GENERAL, & TRAVEL	EQUIPMENT	SUBCONTRACTS, CONSTRUCTION, TUITION & OTHER	TOTAL DIRECT COSTS	REIMBURSED INDIRECT COSTS			
<b>OFFICE OF RESEARCH AND OTHER UNITS</b>											
Frank Reidy Research Center for Bioelectrics											
213941	* ARMY MED RES COMMAND	BEEBE, S.	6,774	3,186	-	-	9,960	5,662	-	15,623	CBE
522541	* CENTER INNOVATIVE TECHNOLOGY	BEEBE, S.	2,757	5,219	-	-	7,976	-	-	7,976	CBE
537701	GEORGIA REGENTS UNIVERSITY	CATRAVAS, J.	143,941	34,469	-	-	178,410	94,558	-	272,968	CBE
730501	* UNIVERSITY OF SOUTHAMPTON	CHEN, H.	-	19,744	7,425	-	27,170	10,465	-	37,634	CBE
213941	* ARMY MED RES COMMAND	CHEN, Y.	6,774	3,186	-	-	9,960	5,662	-	15,623	CBE
522541	* CENTER INNOVATIVE TECHNOLOGY	CHEN, Y.	1,930	3,653	-	-	5,583	-	-	5,583	CBE
533501	* CENTER INNOVATIVE TECHNOLOGY	MALIK, M.	20,499	150	-	-	20,649	6,195	-	26,844	CBE
302401	* US PUBLIC HEALTH SERVICE	PAKHOMOV, A.	52,351	11,772	-	-	64,122	32,062	-	96,184	CBE
335172	US PUBLIC HEALTH SERVICE	PAKHOMOV, A.	11,149	1,010	-	-	12,159	6,444	-	18,603	CBE
786307	* GENERAL DYNAMICS	PAKHOMOV, A.	32,428	708	-	4,609	37,745	18,873	-	56,619	CBE
302401	* US PUBLIC HEALTH SERVICE	PAKHOMOVA, O.	11,218	2,522	-	-	13,740	6,871	-	20,611	CBE
786307	* GENERAL DYNAMICS	PAKHOMOVA, O.	32,428	708	-	4,609	37,745	18,873	-	56,619	CBE
533501	* CENTER INNOVATIVE TECHNOLOGY	SCHOENBACH, K.	10,249	75	-	-	10,325	3,097	-	13,422	CBE
786306	* GENERAL DYNAMICS	SCHOENBACH, K.	11,018	428	395	1,179	13,020	6,316	-	19,336	CBE
330801	* US PUBLIC HEALTH SERVICE	STACEY, M.	42,167	62,378	-	7,518	112,063	55,408	-	167,471	CBE
			<b>385,683</b>	<b>149,208</b>	<b>7,820</b>	<b>17,915</b>	<b>560,630</b>	<b>270,486</b>	<b>-</b>	<b>831,116</b>	<b>48.25%</b>
Virginia Modeling, Analysis and Simulation Center - VMASC											
736821	* CUBIC APPLICATIONS, INC.	BARRACO, A.	44,369	3,935	-	823	49,127	26,333	-	75,460	VMASC
736822	* CUBIC APPLICATIONS, INC.	BARRACO, A.	12,562	988	-	-	13,550	7,181	-	20,731	VMASC
311871	* US PUBLIC HEALTH SERVICE	BEHR, J.	50,218	3,517	-	-	53,735	28,479	-	82,214	VMASC
530101	* VA DEP OF EMERGENCY MANAGEMENT	BEHR, J.	2,960	-	-	4,844	7,804	770	-	8,574	VMASC
540723	* ODU	BEHR, J.	3,003	460	-	-	3,463	-	-	3,463	VMASC
540724	* ODU	BEHR, J.	2,466	166	-	237	2,869	-	-	2,869	VMASC
531742	* ODU	BERRY, C.	526	-	302	297	1,125	-	-	1,125	VMASC
531743	* ODU	BERRY, C.	-	-	-	19	19	-	-	19	VMASC
537561	* EASTERN VIRGINIA MED. SCHOOL	BERRY, C.	1,779	-	-	-	1,779	178	-	1,957	VMASC
540721	ODU	BERRY, C.	38,400	1,600	-	-	40,000	-	-	40,000	VMASC
540723	* ODU	BERRY, C.	9,385	1,441	-	-	10,824	-	-	10,824	VMASC
540724	* ODU	BERRY, C.	7,709	518	-	741	8,968	-	-	8,968	VMASC
547681	* UNIVERSITY OF VIRGINIA	BERRY, C.	5,362	-	-	-	5,362	-	-	5,362	VMASC
514421	* VA DEPT OF TRANSPORTATION	CETIN, M.	-	-	-	9	9	1	-	10	VMASC
533071	* CITY OF VIRGINIA BEACH	CETIN, M.	58,333	2,950	-	23,984	85,267	32,480	-	117,748	VMASC
530722	* VA DEP OF EMERGENCY MANAGEMENT	COLLINS, A.	292	183	-	-	475	124	-	599	VMASC
530723	* VA DEP OF EMERGENCY MANAGEMENT	COLLINS, A.	33,262	14,585	-	-	47,847	16,746	-	64,593	VMASC
542551	* UNIVERSITY OF MARYLAND	COLLINS, A.	2,766	-	-	-	2,766	1,466	-	4,232	VMASC
544541	* CITY OF VIRGINIA BEACH	COLLINS, A.	1,671	2,400	-	-	4,071	2,157	-	6,228	VMASC
544861	* EASTERN VIRGINIA MED. SCHOOL	COLLINS, A.	6,444	-	-	-	6,444	3,416	-	9,860	VMASC
225071	* ARMY MED RES COMMAND	CROLL, M.	12,079	468	395	10,837	23,778	7,527	-	31,306	VMASC
282020	* NAVSUP FLEET LOGISTICS NORFOLK	CROLL, M.	5,898	286	105	-	6,288	2,597	-	8,886	VMASC
304941	* US PUBLIC HEALTH SERVICE	CROLL, M.	10,658	1,765	566	23,967	36,957	6,584	-	43,542	VMASC
537561	* EASTERN VIRGINIA MED. SCHOOL	CROLL, M.	6,159	-	-	-	6,159	616	-	6,775	VMASC
736861	* BOSH GLOBAL SERVICES, INC.	CROLL, M.	247	112	-	168	527	279	-	806	VMASC
740651	VIRGINIA STEAM ACADEMY	CROLL, M.	3,269	-	-	(1)	3,268	1,732	-	5,000	VMASC
282020	* NAVSUP FLEET LOGISTICS NORFOLK	DIALLO, S.	15,728	762	279	-	16,769	6,926	-	23,695	VMASC
736821	* CUBIC APPLICATIONS, INC.	DIALLO, S.	44,369	3,935	-	823	49,127	26,333	-	75,460	VMASC
736822	* CUBIC APPLICATIONS, INC.	DIALLO, S.	29,311	2,304	-	-	31,616	16,756	-	48,372	VMASC

**SCHEDULE 4**  
**OLD DOMINION UNIVERSITY RESEARCH FOUNDATION**  
**SPONSORED PROGRAM ACTIVITY BY INDIVIDUAL PROJECT**  
(MEASURED BY EXPENDITURES INCURRED)  
**FOR FISCAL YEAR 2014**

PROJECT NUMBER	SPONSORING AGENCY	PRINCIPAL INVESTIGATOR / PROJECT DIRECTOR	PROJECT DIRECT COST					PROJECT IDC AND FEES		TOTAL PROJECT COSTS	EFFECTIVE INDIRECT COST RATE	CENTER
			PERSONNEL AND FRINGE BENEFITS	SUPPLIES, CONTRACTUAL, GENERAL, & TRAVEL	EQUIPMENT	SUBCONTRACTS, CONSTRUCTION, TUITION & OTHER	TOTAL DIRECT COSTS	REIMBURSED INDIRECT COSTS	TOTAL SPECIAL FEES			
311871	* US PUBLIC HEALTH SERVICE	DIAZ, R.	49,050	3,434	-	-	52,485	27,817	-	80,302	VMASC	
530101	* VA DEP OF EMERGENCY MANAGEMENT	DIAZ, R.	2,960	-	-	4,844	7,804	770	-	8,574	VMASC	
540723	* ODU	DIAZ, R.	3,379	519	-	-	3,896	-	-	3,896	VMASC	
540724	* ODU	DIAZ, R.	2,775	187	-	267	3,229	-	-	3,229	VMASC	
204531	* NCSOSE	EZELL, B.	2,604	495	-	-	3,099	1,860	-	4,959	VMASC	
525531	* VA DEP OF EMERGENCY MANAGEMENT	EZELL, B.	-	-	-	(1)	(1)	(1)	-	(2)	VMASC	
530101	* VA DEP OF EMERGENCY MANAGEMENT	EZELL, B.	1,269	-	-	2,076	3,345	330	-	3,674	VMASC	
530722	* VA DEP OF EMERGENCY MANAGEMENT	EZELL, B.	365	229	-	-	594	154	-	748	VMASC	
540501	HMPT ROADS PLAN DISTRICT COMM	EZELL, B.	3,203	-	-	(1)	3,202	1,697	-	4,899	VMASC	
541041	VA DEP OF EMERGENCY MANAGEMENT	EZELL, B.	18,426	2,123	-	-	20,548	10,891	-	31,439	VMASC	
548381	VA DEP OF EMERGENCY MANAGEMENT	EZELL, B.	665	-	-	-	665	353	-	1,018	VMASC	
530723	* VA DEP OF EMERGENCY MANAGEMENT	FOYTIK, P.	16,631	7,292	-	-	23,923	8,373	-	32,297	VMASC	
544541	* CITY OF VIRGINIA BEACH	FOYTIK, P.	1,671	2,400	-	-	4,071	2,157	-	6,228	VMASC	
547681	* UNIVERSITY OF VIRGINIA	GARCIA, H.	5,362	-	-	-	5,362	-	-	5,362	VMASC	
537561	* EASTERN VIRGINIA MED. SCHOOL	GARCIA, H.	5,748	-	-	-	5,748	575	-	6,323	VMASC	
530101	* VA DEP OF EMERGENCY MANAGEMENT	GILES, B.	1,269	-	-	2,076	3,345	330	-	3,674	VMASC	
540723	* ODU	GILES, B.	3,003	460	-	-	3,463	-	-	3,463	VMASC	
540724	* ODU	GILES, B.	2,466	166	-	237	2,869	-	-	2,869	VMASC	
530723	* VA DEP OF EMERGENCY MANAGEMENT	JORDAN, C.	16,631	7,292	-	-	23,923	8,373	-	32,297	VMASC	
544541	* CITY OF VIRGINIA BEACH	JORDAN, C.	1,671	2,400	-	-	4,071	2,157	-	6,228	VMASC	
736822	* CUBIC APPLICATIONS, INC.	LYNCH, C.	41,873	3,292	-	-	45,165	23,938	-	69,103	VMASC	
282020	* NAVSUP FLEET LOGISTICS NORFOLK	PADILLA, J.	11,796	571	209	-	12,577	5,194	-	17,771	VMASC	
530722	* VA DEP OF EMERGENCY MANAGEMENT	PADILLA, J.	219	137	-	-	356	93	-	449	VMASC	
225071	* ARMY MED RES COMMAND	PAPELIS, Y.	48,316	1,868	1,579	43,349	95,112	30,110	-	125,222	VMASC	
531742	* ODU	PAPELIS, Y.	526	-	302	297	1,125	-	-	1,125	VMASC	
531743	* ODU	PAPELIS, Y.	-	-	-	19	19	-	-	19	VMASC	
540723	* ODU	PAPELIS, Y.	4,880	749	-	-	5,629	-	-	5,629	VMASC	
540724	* ODU	PAPELIS, Y.	4,009	269	-	385	4,664	-	-	4,664	VMASC	
716522	* WR SYSTEMS LTD	PAPELIS, Y.	49,440	-	-	-	49,440	26,203	-	75,643	VMASC	
726291	* OPPORTUNITY, INC.	PAPELIS, Y.	4,397	-	-	3,033	7,430	440	-	7,870	VMASC	
726292	* OPPORTUNITY, INC.	PAPELIS, Y.	15,844	3,099	-	87	19,030	1,895	-	20,925	VMASC	
736861	* BOSH GLOBAL SERVICES, INC.	PAPELIS, Y.	247	112	-	168	527	279	-	806	VMASC	
225071	* ARMY MED RES COMMAND	PARODI, A.	144,946	5,604	4,737	130,048	285,336	90,330	-	375,666	VMASC	
547621	EASTERN VIRGINIA MED. SCHOOL	PARODI, A.	1,021	-	-	-	1,021	245	-	1,266	VMASC	
726291	* OPPORTUNITY, INC.	REESE, T.	3,518	-	-	2,427	5,944	352	-	6,296	VMASC	

**SCHEDULE 4**  
**OLD DOMINION UNIVERSITY RESEARCH FOUNDATION**  
**SPONSORED PROGRAM ACTIVITY BY INDIVIDUAL PROJECT**  
(MEASURED BY EXPENDITURES INCURRED)  
**FOR FISCAL YEAR 2014**

PROJECT NUMBER	SPONSORING AGENCY	PRINCIPAL INVESTIGATOR / PROJECT DIRECTOR	PROJECT DIRECT COST				PROJECT IDC AND FEES		TOTAL PROJECT COSTS	EFFECTIVE INDIRECT COST RATE	CENTER
			PERSONNEL AND FRINGE BENEFITS	SUPPLIES, CONTRACTUAL, GENERAL, & TRAVEL	EQUIPMENT	SUBCONTRACTS, CONSTRUCTION, TUITION & OTHER	TOTAL DIRECT COSTS	REIMBURSED INDIRECT COSTS			
514421	* VA DEPT OF TRANSPORTATION	ROBINSON, M.	-	-	-	9	9	1	-	10	VMASC
516861	* VA DEPT OF TRANSPORTATION	ROBINSON, M.	325	-	-	-	325	39	-	364	VMASC
521701	* UNIVERSITY OF IDAHO	ROBINSON, M.	9,392	1,766	-	-	11,158	5,914	-	17,072	VMASC
521702	* UNIVERSITY OF IDAHO	ROBINSON, M.	6,602	3,386	-	-	9,988	5,294	-	15,282	VMASC
521705	* UNIVERSITY OF IDAHO	ROBINSON, M.	742	143	-	-	885	469	-	1,354	VMASC
521706	* UNIVERSITY OF IDAHO	ROBINSON, M.	1,914	347	-	-	2,261	1,198	-	3,459	VMASC
521707	* UNIVERSITY OF IDAHO	ROBINSON, M.	4,363	2,864	-	4,096	11,322	3,830	-	15,152	VMASC
521710	* UNIVERSITY OF IDAHO	ROBINSON, M.	3,928	-	-	-	3,928	2,082	-	6,010	VMASC
530722	* VA DEP OF EMERGENCY MANAGEMENT	ROBINSON, M.	584	366	-	-	950	247	-	1,197	VMASC
530723	* VA DEP OF EMERGENCY MANAGEMENT	ROBINSON, M.	83,155	36,461	-	-	119,617	41,866	-	161,483	VMASC
533071	* CITY OF VIRGINIA BEACH	ROBINSON, M.	31,869	1,392	-	14,700	47,961	17,628	-	65,590	VMASC
542551	* UNIVERSITY OF MARYLAND	ROBINSON, M.	11,064	-	-	-	11,064	5,864	-	16,928	VMASC
544541	* CITY OF VIRGINIA BEACH	ROBINSON, M.	8,353	12,000	-	-	20,353	10,787	-	31,140	VMASC
525531	* VA DEP OF EMERGENCY MANAGEMENT	SHERFEY, S.	-	-	-	(1)	(1)	(1)	-	(2)	VMASC
530723	* VA DEP OF EMERGENCY MANAGEMENT	SHERFEY, S.	16,631	7,292	-	-	23,923	8,373	-	32,297	VMASC
534361	VA DEP OF EMERGENCY MANAGEMENT	SHERFEY, S.	6,466	-	-	19,599	26,065	13,815	-	39,880	VMASC
543481	VA DEP OF EMERGENCY MANAGEMENT	SHERFEY, S.	33,590	16,003	-	-	49,593	26,285	-	75,878	VMASC
286033	NAVSUP FLEET LOGISTICS NORFOLK	SOKOLOWSKI, J.	33,858	-	-	(1)	33,857	11,850	-	45,708	VMASC
540723	* ODU	SOKOLOWSKI, J.	3,919	183	-	-	4,101	-	-	4,101	VMASC
540724	* ODU	SOKOLOWSKI, J.	4,192	-	-	-	4,192	-	-	4,192	VMASC
			1,140,352	167,276	8,474	294,461	1,610,567	589,137	-	2,199,704	36.58%

**SCHEDULE 4**  
**OLD DOMINION UNIVERSITY RESEARCH FOUNDATION**  
**SPONSORED PROGRAM ACTIVITY BY INDIVIDUAL PROJECT**  
(MEASURED BY EXPENDITURES INCURRED)  
**FOR FISCAL YEAR 2014**

PROJECT NUMBER	SPONSORING AGENCY	PRINCIPAL INVESTIGATOR / PROJECT DIRECTOR	PROJECT DIRECT COST				PROJECT IDC AND FEES		TOTAL PROJECT COSTS	EFFECTIVE INDIRECT COST RATE	CENTER
			PERSONNEL AND FRINGE BENEFITS	SUPPLIES, CONTRACTUAL, GENERAL, & TRAVEL	EQUIPMENT	SUBCONTRACTS, CONSTRUCTION, TUITION & OTHER	TOTAL DIRECT COSTS	REIMBURSED INDIRECT COSTS			
ODU Business Gateway											
304617	SMALL BUSINESS ADMIN	BOWEN, C.	121,927	14,536	-	-	136,463	35,480	-	171,944	VATPDC
326841	SMALL BUSINESS ADMIN	BOWEN, C.	14,262	5,480	-	-	19,742	3,948	-	23,690	VATPDC
326842	SMALL BUSINESS ADMIN	BOWEN, C.	63,208	7,928	-	-	71,137	14,227	-	85,364	VATPDC
346641	SMALL BUSINESS ADMIN	BOWEN, C.	8,391	371	-	-	8,762	2,278	-	11,040	VATPDC
524831	CRATER PLANNING DISTRICT COMM	BOWEN, C.	9,213	3,489	-	32,648	45,351	7,722	-	53,073	VATPDC
524832	CRATER PLANNING DISTRICT COMM	BOWEN, C.	60,785	7,482	-	-	68,267	17,749	-	86,017	VATPDC
530711	ODU	BOWEN, C.	120,630	83,551	-	32,238	236,419	-	-	236,419	VATPDC
540191	GEORGE MASON UNIVERISTY	BOWEN, C.	-	6,195	-	-	6,195	1,239	-	7,434	VATPDC
700201	PRIVATE SPONSORS	BRINKER, J.	29,724	1,937	-	52,860	84,521	19,541	-	104,062	VATPDC
700202	PRIVATE SPONSORS	BRINKER, J.	303	160	-	31,937	32,400	24,954	-	57,354	VATPDC
700209	CITY OF NORFOLK	BRINKER, J.	2,554	199	-	9,629	12,382	-	-	12,382	VATPDC
700210	BAUER COMPRESSORS INC	BRINKER, J.	-	(13)	-	-	(13)	(3)	-	(17)	VATPDC
700212	AMADAS INDUSTRIES	BRINKER, J.	2,977	208	-	445	3,631	944	-	4,575	VATPDC
700213	VANWIN COATINGS OF VIRGINIA	BRINKER, J.	3,805	14	-	1,760	5,578	1,454	-	7,031	VATPDC
700215	ESRG	BRINKER, J.	-	-	-	2,090	2,090	543	-	2,633	VATPDC
700217	SENTRA HOSPITALS	BRINKER, J.	-	-	-	1,367	1,367	355	-	1,722	VATPDC
700218	FLOAT FIRST	BRINKER, J.	4,402	4,400	-	-	8,801	2,288	-	11,090	VATPDC
700219	DAVIS INTERIORS	BRINKER, J.	3,120	28	-	-	3,148	819	-	3,967	VATPDC
700221	SENTRA HOSPITALS	BRINKER, J.	1,584	217	-	1,541	3,342	869	-	4,211	VATPDC
700222	AETNA INSULATED WIRE	BRINKER, J.	205	2,500	-	-	2,705	703	-	3,409	VATPDC
700223	AETNA INSULATED WIRE	BRINKER, J.	-	1,027	-	4,013	5,040	1,310	-	6,350	VATPDC
700224	BAUER COMPRESSORS INC	BRINKER, J.	13,554	99	-	4,362	18,016	4,684	-	22,700	VATPDC
700225	BAUER COMPRESSORS INC	BRINKER, J.	1,557	32	-	792	2,381	619	-	3,000	VATPDC
700226	HAMPTON MACHINE SHOP, INC.	BRINKER, J.	5,207	479	-	-	5,686	1,478	-	7,164	VATPDC
700227	EOS SURFACES	BRINKER, J.	3,628	3,039	-	-	6,667	1,733	-	8,400	VATPDC
700228	SENTRA HOSPITALS	BRINKER, J.	6,672	2,931	-	7,064	16,667	4,333	-	21,000	VATPDC
700229	BAUER COMPRESSORS INC	BRINKER, J.	39,931	418	-	-	40,349	10,491	-	50,840	VATPDC
700230	ODU	BRINKER, J.	3,576	392	-	-	3,968	1,032	-	5,000	VATPDC
700231	ESKA GRAPHIC BOARD	BRINKER, J.	8,634	1,072	-	-	9,706	2,524	-	12,230	VATPDC
700232	BAUER COMPRESSORS INC	BRINKER, J.	7,098	9	-	-	7,107	1,848	-	8,954	VATPDC
700233	BUSCH MANUFACTURING	BRINKER, J.	1,569	127	-	2,272	3,968	1,032	-	5,000	VATPDC
700234	BAY BEYOND INC.	BRINKER, J.	3,187	1,496	-	-	4,683	1,217	-	5,900	VATPDC
700235	ESKA GRAPHIC BOARD	BRINKER, J.	3,549	39	-	-	3,589	933	-	4,522	VATPDC
700236	ESKA GRAPHIC BOARD	BRINKER, J.	1,401	24	-	-	1,425	370	-	1,795	VATPDC
700239	SENTRA HOSPITALS	BRINKER, J.	2,190	977	-	-	3,167	823	-	3,990	VATPDC
700240	SENTRA HOSPITALS	BRINKER, J.	93	1,053	-	-	1,145	298	-	1,443	VATPDC
700241	CATALINA CYLINDERS	BRINKER, J.	244	1,654	-	-	1,897	493	-	2,391	VATPDC
700244	SOLO INC	BRINKER, J.	-	3	-	-	3	1	-	4	VATPDC
709218	CITY OF NORFOLK	BRINKER, J.	-	-	-	4,500	4,500	-	-	4,500	VATPDC
709219	CITY OF NORFOLK	BRINKER, J.	4,150	96	-	-	4,246	-	-	4,246	VATPDC
709227	CITY OF NORFOLK	BRINKER, J.	1,336	-	-	-	1,336	-	-	1,336	VATPDC
709232	CITY OF NORFOLK	BRINKER, J.	2,497	-	-	-	2,497	-	-	2,497	VATPDC
730621	GENEDGE ALLIANCE	BRINKER, J.	5,990	-	-	-	5,990	-	-	5,990	VATPDC
730622	GENEDGE ALLIANCE	BRINKER, J.	138,971	1,029	-	-	140,000	-	-	140,000	VATPDC
334441	US DEPT OF TRANSPORTATION	DORSEY, C.	61,984	8,875	-	-	70,859	18,423	-	89,283	VATPDC
334442	US DEPT OF TRANSPORTATION	DORSEY, C.	6,551	28	-	-	6,579	1,710	-	8,289	VATPDC
304615	SMALL BUSINESS ADMIN	ROBERTSON, J.	6,652	21,665	-	-	28,317	7,362	-	35,680	VATPDC
331881	SMALL BUSINESS ADMIN	ROBERTSON, J.	1,047	14,653	-	-	15,700	-	-	15,700	VATPDC
			778,358	199,899	-	189,518	1,167,780	197,824	-	1,365,604	16.94%

**SCHEDULE 4**  
**OLD DOMINION UNIVERSITY RESEARCH FOUNDATION**  
**SPONSORED PROGRAM ACTIVITY BY INDIVIDUAL PROJECT**  
(MEASURED BY EXPENDITURES INCURRED)  
**FOR FISCAL YEAR 2014**

PROJECT NUMBER	SPONSORING AGENCY	PRINCIPAL INVESTIGATOR / PROJECT DIRECTOR	PROJECT DIRECT COST				PROJECT IDC AND FEES		TOTAL PROJECT COSTS	EFFECTIVE INDIRECT COST RATE	CENTER
			PERSONNEL AND FRINGE BENEFITS	SUPPLIES, CONTRACTUAL, GENERAL, & TRAVEL	EQUIPMENT	SUBCONTRACTS, CONSTRUCTION, TUITION & OTHER	TOTAL DIRECT COSTS	REIMBURSED INDIRECT COSTS			
Virginia Space Grant Consortium											
142351	NASA-GODDARD SPACEFLIGHT CNTR	CARTER, C.	14,245	5,296	-	6,539	26,080	5,081	-	31,161	VSGC
331761	NATL SCIENCE FOUNDATION	CARTER, C.	39,739	54,978	-	113,999	208,716	45,142	-	253,859	VSGC
392181	NATL SCIENCE FOUNDATION	CARTER, C.	-	-	-	18,334	18,334	-	-	18,334	VSGC
526341	LONGWOOD UNIVERSITY	CARTER, C.	950	10,734	-	6,108	17,793	935	-	18,728	VSGC
526342	LONGWOOD UNIVERSITY	CARTER, C.	15,051	3,166	-	1,442	19,659	1,457	-	21,116	VSGC
590891	HAMPTON PUBLIC SCHOOLS	CARTER, C.	66,341	60,890	-	4,597	131,829	10,179	-	142,008	VSGC
104762	NASA-GODDARD SPACEFLIGHT CNTR	SANDY, M.	-	-	-	1,984	1,984	9,801	-	11,785	VSGC
104763	NASA-GODDARD SPACEFLIGHT CNTR	SANDY, M.	38,317	5,173	-	60,900	104,390	21,745	-	126,135	VSGC
104764	NASA-GODDARD SPACEFLIGHT CNTR	SANDY, M.	156,688	30,070	-	144,694	331,452	93,379	-	424,831	VSGC
122501	NASA-LANGLEY RESEARCH CENTER	SANDY, M.	67,540	2,341	-	-	69,881	18,169	-	88,050	VSGC
122502	NASA-LANGLEY RESEARCH CENTER	SANDY, M.	-	1,416	-	-	1,416	368	-	1,784	VSGC
197531	NASA-LANGLEY RESEARCH CENTER	SANDY, M.	174,195	34,766	-	-	208,961	104,481	-	313,442	VSGC
390911	FEDERAL AVIATION ADMIN	SANDY, M.	72,173	66,791	-	1,189	140,152	58,365	-	198,517	VSGC
390912	FEDERAL AVIATION ADMIN	SANDY, M.	22,542	2,165	-	-	24,706	10,377	-	35,083	VSGC
390913	FEDERAL AVIATION ADMIN	SANDY, M.	5,958	6,846	-	-	12,804	5,378	-	18,182	VSGC
397562	US DEPT OF EDUCATION	SANDY, M.	21,058	839	-	11,000	32,897	1,752	-	34,649	VSGC
501271	SSTATE COUNCIL HIGHER ED IN VA	SANDY, M.	129,223	170,860	-	126,409	426,492	-	-	426,492	VSGC
523751	SSTATE COUNCIL HIGHER ED IN VA	SANDY, M.	-	-	-	166,279	166,279	-	-	166,279	VSGC
527481	ODU	SANDY, M.	95,947	71,869	-	39,183	206,999	-	-	206,999	VSGC
527491	UNIVERSITY OF VIRGINIA	SANDY, M.	23,342	34,778	-	76,495	134,616	-	-	134,616	VSGC
527501	VA TECH	SANDY, M.	224,951	26,815	-	115	251,880	-	-	251,880	VSGC
547731	JAMES MADISON UNIVERSITY	SANDY, M.	591	7,815	-	-	8,406	672	-	9,078	VSGC
704231	NATL INST AEROSPACE ASSOC	SANDY, M.	-	(25)	-	-	(25)	(7)	-	(32)	VSGC
704791	NATL INST AEROSPACE ASSOC	SANDY, M.	-	232	-	1,326	1,557	60	-	1,617	VSGC
722621	NATL INST AEROSPACE ASSOC	SANDY, M.	18,225	-	-	-	18,225	4,738	-	22,963	VSGC
722631	NATL INST AEROSPACE ASSOC	SANDY, M.	18,773	18	-	5,674	24,465	4,886	-	29,351	VSGC
735451	NATL INST AEROSPACE ASSOC	SANDY, M.	106,495	2,832	-	984,156	1,093,483	28,425	-	1,121,908	VSGC
746551	THE NATIONAL ACADEMIES	SANDY, M.	3,145	-	-	-	3,145	818	-	3,963	VSGC
746981	VA AIR & SPACE CENTER	SANDY, M.	2,984	280	-	381	3,644	755	-	4,399	VSGC
764466	NATL INST AEROSPACE ASSOC	SANDY, M.	-	-	-	(700)	(700)	-	-	(700)	VSGC
764467	NATL INST AEROSPACE ASSOC	SANDY, M.	43,152	2,943	-	396,275	442,369	11,985	-	454,354	VSGC
793286	NEW HORIZONS REGIONAL EDU CTRS	SANDY, M.	-	219	-	677	896	233	-	1,129	VSGC
793287	NEW HORIZONS REGIONAL EDU CTRS	SANDY, M.	-	4,245	-	5,657	9,901	1,104	-	11,005	VSGC
797161	NATL SPACE GRANT FOUNDATION	SANDY, M.	-	-	-	100,600	100,600	-	-	100,600	VSGC
			1,361,625	608,352	-	2,273,313	4,243,287	440,278	-	4,683,565	10.38%
Virginia Tidewater Consortium for Higher Education											
315681	US DEPT OF EDUCATION	DOTOLO, L.	408,512	49,112	-	-	457,623	36,330	-	493,953	TRAD
525061	VA DEP OF EMERGENCY MANAGEMENT	DOTOLO, L.	55,490	1,079	-	38,667	95,236	14,708	-	109,944	TRAD
533481	SSTATE COUNCIL HIGHER ED IN VA	DOTOLO, L.	57,050	2,344	-	-	59,394	4,752	-	64,146	TRAD
730511	RIVERA CONSULTING GROUP, INC.	DOTOLO, L.	1,250	-	-	477	1,726	449	-	2,175	TRAD
			522,302	52,535	-	39,144	613,979	56,239	-	670,218	9.16%

**SCHEDULE 4**  
**OLD DOMINION UNIVERSITY RESEARCH FOUNDATION**  
**SPONSORED PROGRAM ACTIVITY BY INDIVIDUAL PROJECT**  
(MEASURED BY EXPENDITURES INCURRED)  
**FOR FISCAL YEAR 2014**

PROJECT NUMBER	SPONSORING AGENCY	PRINCIPAL INVESTIGATOR / PROJECT DIRECTOR	PROJECT DIRECT COST				PROJECT IDC AND FEES		TOTAL PROJECT COSTS	EFFECTIVE INDIRECT COST RATE	CENTER
			PERSONNEL AND FRINGE BENEFITS	SUPPLIES, CONTRACTUAL, GENERAL, & TRAVEL	EQUIPMENT	SUBCONTRACTS, CONSTRUCTION, TUITION & OTHER	TOTAL DIRECT COSTS	REIMBURSED INDIRECT COSTS			
Other Miscellaneous Units											
325131	* US DEPT OF JUSTICE	BAUTTI-ROCHE	8,708	11,082	-	-	19,790	-	-	19,790	TRAD
104773	* NASA-GODDARD SPACEFLIGHT CNTR	FORBES, B.	8,788	-	-	-	8,788	-	-	8,788	TRAD
337001	ODU	GLASGOW, J.	700	10,934	-	-	11,634	931	-	12,565	TRAD
302512	ODU	HINES, J.	64,862	973	-	7,069	72,903	5,267	-	78,170	TRAD
302513	ODU	HINES, J.	195,121	2,410	-	28,862	226,393	15,802	-	242,195	TRAD
532381	ODU	HUCKLESS, M.	3,290	-	-	-	3,290	-	-	3,290	TRAD
535331	ODU	HUCKLESS, M.	-	1,900	-	-	1,900	-	-	1,900	TRAD
512931	VA TECH	LEWIS, B.	-	241	-	-	241	120	-	361	TRAD
323571	ODU	TOLLIVER, O.	248,617	5,170	-	20,263	274,050	20,303	-	294,353	TRAD
104773	* NASA-GODDARD SPACEFLIGHT CNTR	WUNDERLICH, T.	976	-	-	-	976	-	-	976	TRAD
<b>TOTAL OFFICE OF RESEARCH AND OTHER UNITS</b>			<b>\$ 531,062</b>	<b>\$ 32,710</b>	<b>\$ -</b>	<b>\$ 56,194</b>	<b>\$ 619,965</b>	<b>\$ 42,423</b>	<b>\$ -</b>	<b>\$ 662,388</b>	<b>6.84%</b>
			<b>\$ 4,719,382</b>	<b>\$ 1,209,980</b>	<b>\$ 16,294</b>	<b>\$ 2,870,545</b>	<b>\$ 8,816,208</b>	<b>\$ 1,596,387</b>	<b>\$ -</b>	<b>\$ 10,412,595</b>	<b>18.11%</b>
<b>GRAND TOTAL</b>			<b>\$ 22,646,054</b>	<b>\$ 12,314,456</b>	<b>\$ 1,735,109</b>	<b>\$ 23,616,187</b>	<b>\$ 60,311,810</b>	<b>\$ 8,189,231</b>	<b>\$ -</b>	<b>\$ 68,501,041</b>	<b>13.58%</b>



**SCHEDULE 5**

**Enterprise Centers Including Projects Reported as**

**Activity of an Academic Department**

**Fiscal Year 2014**

**SCHEDULE 5**  
**OLD DOMINION UNIVERSITY RESEARCH FOUNDATION**  
**ENTERPRISE CENTERS INCLUDING PROJECTS REPORTED AS ACTIVITY**  
**OF AN ACADEMIC DEPARTMENT**  
(MEASURED BY EXPENDITURES INCURRED)  
**FOR FISCAL YEAR 2014**

PROJECT NUMBER	SPONSORING AGENCY	PRINCIPAL INVESTIGATOR / PROJECT DIRECTOR	Dept	PROJECT DIRECT COST				PROJECT IDC AND FEES			TOTAL PROJECT COSTS	EFFECTIVE INDIRECT COST RATE	CENTER
				PERSONNEL AND FRINGE BENEFITS	SUPPLIES, CONTRACTUAL, GENERAL, & TRAVEL	EQUIPMENT	SUBCONTRACTS, CONSTRUCTION, TUITION & OTHER	TOTAL DIRECT COSTS	REIMBURSED INDIRECT COSTS	TOTAL SPECIAL FEES			
<b>APPLIED RESEARCH CENTER</b>													
336201	NATL INSTITUTE-STANDARDS/TECH	BAUMGART, H.	4054	32,888	-	-	-	32,888	8,551	-	41,439	ARC	
534421	UNIVERSITY OF VIRGINIA	BAUMGART, H.	4054	11,224	-	-	-	11,224	-	-	11,224	ARC	
536281	UNIVERSITY OF VIRGINIA	BAUMGART, H.	4054	-	4,774	-	-	4,774	-	-	4,774	ARC	
724821	MICROXACT, INC.	BAUMGART, H.	4054	36,159	22,462	33,104	-	91,725	19,892	-	111,617	ARC	
533491	CENTER INNOVATIVE TECHNOLOGY	BAUMGART, H.	4054	15,550	5,239	-	-	20,788	6,237	-	27,026	ARC	
323291	* NATL SCIENCE FOUNDATION	BAUMGART, H.	4054	3,386	426	1,281	-	5,093	2,020	-	7,113	ARC	
712332	* JEFFERSON SCIENCE ASSOCIATES	ELMUSTAFA, A.	4054	40,953	-	-	-	40,953	-	-	40,953	ARC	
125241	NASA-LANGLEY RESEARCH CENTER	ELSAYED-ALI, H.	4054	-	-	-	-	-	-	-	-	ARC	
130241	* NASA-LANGLEY RESEARCH CENTER	ELSAYED-ALI, H.	4054	146,531	987	-	-	147,518	38,355	-	185,873	ARC	
137491	* NASA-LANGLEY RESEARCH CENTER	ELSAYED-ALI, H.	4054	1,648	1,560	-	-	3,208	1,700	-	4,909	ARC	
192131	* NASA-LANGLEY RESEARCH CENTER	ELSAYED-ALI, H.	4054	4,200	-	-	-	4,200	1,092	-	5,291	ARC	
515911	NORFOLK STATE UNIVERSITY	ELSAYED-ALI, H.	4054	286	1,235	-	-	1,521	760	-	2,281	ARC	
532101	ELIZABETH CITY STATE UNIVERSIT	ELSAYED-ALI, H.	4054	420	1,100	-	-	1,520	806	-	2,326	ARC	
712335	JEFFERSON SCIENCE ASSOCIATES	ELSAYED-ALI, H.	4054	8,364	-	-	-	8,364	-	-	8,364	ARC	
733081	* UNITECH, INC.	ELSAYED-ALI, H.	4054	533	400	-	-	933	495	-	1,428	ARC	
740211	NATL INST AEROSPACE ASSOC	ELSAYED-ALI, H.	4054	-	6,480	-	-	6,480	3,434	-	9,914	ARC	
740921	* BNNT, LLC	ELSAYED-ALI, H.	4054	158	390	-	-	548	290	-	838	ARC	
742401	LIFENET TRANSPLANT SERVICES	ELSAYED-ALI, H.	4054	844	2,020	-	-	2,864	1,518	-	4,382	ARC	
746631	* NORFOLK STATE UNIVERSITY	ELSAYED-ALI, H.	4054	443	-	-	-	443	-	-	443	ARC	
747091	NATL INST AEROSPACE ASSOC	ELSAYED-ALI, H.	4054	2,156	-	-	-	2,156	1,143	-	3,299	ARC	
795261	JEFFERSON SCIENCE ASSOCIATES	ELSAYED-ALI, H.	4054	-	-	-	-	-	-	-	-	ARC	
533491	* CENTER INNOVATIVE TECHNOLOGY	ELSAYED-ALI, H.	4054	15,092	5,085	-	-	20,178	6,053	-	26,231	ARC	
323291	NATL SCIENCE FOUNDATION	ELSAYED-ALI, H.	4054	27,088	3,409	10,247	-	40,745	16,163	-	56,908	ARC	
704661	NATL INST AEROSPACE ASSOC	LAWRENCE, R.	4054	1,035	6,000	-	-	7,035	3,517	-	10,552	ARC	
784686	NATL INST AEROSPACE ASSOC	LAWRENCE, R.	4054	58,389	3,784	-	-	62,172	16,165	-	78,337	ARC	
735361	* NATL INST AEROSPACE ASSOC	LAWRENCE, R.	4054	1,454	-	-	-	1,454	378	-	1,832	ARC	
316341	US DEPT OF ENERGY	MARSILLAC, S.	4054	43,810	38,672	3,003	172,904	258,390	43,716	-	302,106	ARC	
524351	UNIVERSITY OF ILLIONIS	MARSILLAC, S.	4054	98,312	16,913	-	-	115,225	61,069	-	176,295	ARC	
325871	NATL SCIENCE FOUNDATION	MARSILLAC, S.	4054	3,450	918	-	-	4,367	2,315	-	6,682	ARC	
325871	NATL SCIENCE FOUNDATION	NAMKOONG, G.	4054	11,211	2,983	-	-	14,194	7,523	-	21,717	ARC	
533491	* CENTER INNOVATIVE TECHNOLOGY	NAMKOONG, G.	4054	15,092	5,085	-	-	20,178	6,053	-	26,231	ARC	
323291	NATL SCIENCE FOUNDATION	NAMKOONG, G.	4054	3,386	426	1,281	-	5,093	2,020	-	7,113	ARC	
				584,062	130,348	48,916	172,904	936,231	251,265	-	1,187,498	26.84%	

**SCHEDULE 5**  
**OLD DOMINION UNIVERSITY RESEARCH FOUNDATION**  
**ENTERPRISE CENTERS INCLUDING PROJECTS REPORTED AS ACTIVITY**  
**OF AN ACADEMIC DEPARTMENT**  
(MEASURED BY EXPENDITURES INCURRED)  
**FOR FISCAL YEAR 2014**

PROJECT NUMBER	SPONSORING AGENCY	PRINCIPAL INVESTIGATOR / PROJECT DIRECTOR	Dept	PROJECT DIRECT COST					PROJECT IDC AND FEES			TOTAL PROJECT COSTS	EFFECTIVE INDIRECT COST RATE	CENTER
				PERSONNEL AND FRINGE BENEFITS	SUPPLIES, CONTRACTUAL, GENERAL, & TRAVEL	EQUIPMENT	SUBCONTRACTS, CONSTRUCTION, TUITION & OTHER	TOTAL DIRECT COSTS	REIMBURSED INDIRECT COSTS	TOTAL SPECIAL FEES				
<b>FRANK REIDY RESEARCH CENTER FOR BIOELECTRICS</b>														
213941	*	ARMY MED RES COMMAND	9010	33,477	12,359	-	-	45,836	24,293	-	70,129	CBE		
522541	*	CENTER INNOVATIVE TECHNOLOGY	9010	12,921	1,400	-	-	14,321	7,590	-	21,911	CBE		
537701	*	GEORGIA REGENTS UNIVERSITY	9010	44,012	4,470	4,679	-	53,161	25,695	-	78,856	CBE		
730501	*	UNIVERSITY OF SOUTHAMPTON	9010	33,383	-	-	-	33,383	-	-	33,383	CBE		
213941	*	ARMY MED RES COMMAND	9010	99	4,061	-	-	4,161	2,205	-	6,366	CBE		
522541	*	CENTER INNOVATIVE TECHNOLOGY	9010	-	46,070	17,326	-	63,396	24,417	-	87,813	CBE		
533501	*	CENTER INNOVATIVE TECHNOLOGY	9010	11,218	2,522	-	-	13,740	6,871	-	20,611	CBE		
335172	*	US PUBLIC HEALTH SERVICE	9010	25,708	998	923	2,751	30,380	14,736	-	45,116	CBE		
302401	*	US PUBLIC HEALTH SERVICE	9010	-	-	-	-	-	-	-	-	CBE		
786307	*	GENERAL DYNAMICS	9010	6,774	3,186	-	-	9,960	5,662	-	15,623	CBE		
302401	*	US PUBLIC HEALTH SERVICE	9010	70,714	32,648	-	-	103,362	51,681	-	155,042	CBE		
786307	*	GENERAL DYNAMICS	9010	157,685	113,018	9,500	-	280,203	135,352	-	415,555	CBE		
533501	*	CENTER INNOVATIVE TECHNOLOGY	9010	-	-	173,299	-	173,299	-	-	173,299	CBE		
786306	*	GENERAL DYNAMICS	9010	-	88	-	-	88	-	-	88	CBE		
330801	*	US PUBLIC HEALTH SERVICE	9010	21,102	3,609	-	-	24,711	13,097	-	37,807	CBE		
213941	*	ARMY MED RES COMMAND	6081	21,485	5,258	-	-	26,743	14,174	-	40,917	CBE		
213941	*	ARMY MED RES COMMAND	5056	29,298	3,252	-	-	32,550	17,251	-	49,801	CBE		
391061	*	US PUBLIC HEALTH SERVICE	5056	48,016	21,204	-	-	69,220	36,686	-	105,906	CBE		
391091	*	US PUBLIC HEALTH SERVICE	5056	6,774	3,186	-	-	9,960	5,662	-	15,623	CBE		
531051	*	ODU	5056	6,774	3,186	-	-	9,960	5,662	-	15,623	CBE		
716351	*	GENERAL ELECTRIC GLOBAL RESCH	5056	-	60	-	-	60	-	-	60	CBE		
734461	*	ONCOSEC MEDICAL, INC.	5056	827	1,506	-	-	2,333	-	-	2,333	CBE		
734462	*	ONCOSEC MEDICAL, INC.	5056	5,065	(285)	-	-	4,780	1,434	-	6,214	CBE		
734463	*	ONCOSEC MEDICAL, INC.	5056	5,184	360	-	-	5,545	1,663	-	7,208	CBE		
734464	*	ONCOSEC MEDICAL, INC.	5056	5,977	2,811	-	-	8,788	4,996	-	13,785	CBE		
213941	*	ARMY MED RES COMMAND	5056	143,941	34,469	-	-	178,410	94,558	-	272,968	CBE		
522541	*	CENTER INNOVATIVE TECHNOLOGY	5056	11,149	1,010	-	-	12,159	6,444	-	18,603	CBE		
522541	*	CENTER INNOVATIVE TECHNOLOGY	5056	6,774	3,186	-	-	9,960	5,662	-	15,623	CBE		
533501	*	CENTER INNOVATIVE TECHNOLOGY	5056	2,757	5,219	-	-	7,976	-	-	7,976	CBE		
533501	*	CENTER INNOVATIVE TECHNOLOGY	5056	-	19,744	7,425	-	27,170	10,465	-	37,634	CBE		
540741	*	UNIV OF SOUTHERN CALIFORNIA	4054	6,774	3,186	-	-	9,960	5,662	-	15,623	CBE		
330801	*	US PUBLIC HEALTH SERVICE	4054	1,930	3,653	-	-	5,583	-	-	5,583	CBE		
213941	*	ARMY MED RES COMMAND	4054	20,499	150	-	-	20,649	6,195	-	26,844	CBE		
730501	*	UNIVERSITY OF SOUTHAMPTON	4054	52,351	11,772	-	-	64,122	32,062	-	96,184	CBE		
335171	*	US PUBLIC HEALTH SERVICE	4054	32,428	708	-	4,609	37,745	18,873	-	56,619	CBE		
534431	*	UNIVERSITY OF ILLIONIS	4054	11,218	2,522	-	-	13,740	6,871	-	20,611	CBE		
302401	*	US PUBLIC HEALTH SERVICE	4054	32,428	708	-	4,609	37,745	18,873	-	56,619	CBE		
786306	*	GENERAL DYNAMICS	4054	10,249	75	-	-	10,325	3,097	-	13,422	CBE		
533691	*	EASTERN VIRGINIA MED. SCHOOL	4054	11,018	428	395	1,179	13,020	6,316	-	19,336	CBE		
736891	*	LIFENET TRANSPLANT SERVICES	4054	42,167	62,378	-	7,518	112,063	55,408	-	167,471	CBE		
				932,176	414,175	213,547	20,666	1,580,567	669,613	-	2,250,185	42.37%		

**SCHEDULE 5**  
**OLD DOMINION UNIVERSITY RESEARCH FOUNDATION**  
**ENTERPRISE CENTERS INCLUDING PROJECTS REPORTED AS ACTIVITY**  
**OF AN ACADEMIC DEPARTMENT**  
(MEASURED BY EXPENDITURES INCURRED)  
**FOR FISCAL YEAR 2014**

PROJECT NUMBER	SPONSORING AGENCY	PRINCIPAL INVESTIGATOR / PROJECT DIRECTOR	Dept	PROJECT DIRECT COST					PROJECT IDC AND FEES			TOTAL PROJECT COSTS	EFFECTIVE INDIRECT COST RATE	CENTER
				PERSONNEL AND FRINGE BENEFITS	SUPPLIES, CONTRACTUAL, GENERAL, & TRAVEL	EQUIPMENT	SUBCONTRACTS, CONSTRUCTION, TUITION & OTHER	TOTAL DIRECT COSTS	REIMBURSED INDIRECT COSTS	TOTAL SPECIAL FEES				
<b>NATIONAL CENTERS FOR SYSTEMS OF SYSTEMS ENGINEERING</b>														
726451	* URS CONSULTANTS	ADAMS, K.	4063	7,140	-	-	-	7,140	3,784	-	10,925		NCSOSE	
727461	URS CONSULTANTS	BRADLEY, J.	4063	16,345	-	-	-	16,345	4,250	-	20,595		NCSOSE	
732581	SPATIAL INTEGRATED SYSTEMS	BRADLEY, J.	4063	10,275	-	-	-	10,275	2,671	-	12,946		NCSOSE	
100710	* PRIVATE SPONSORS	KEATING, C.	4063	-	472	-	-	472	-	-	472		NCSOSE	
301491	US DEPT HOMELAND SECURITY	HESTER, P.	4060	30,107	31,259	-	-	61,366	30,683	-	92,049		NCSOSE	
204531	* NCSOSE	KEATING, C.	4060	2,683	510	-	-	3,193	1,916	-	5,109		NCSOSE	
301491	* US DEPT HOMELAND SECURITY	KEATING, C.	4060	5,313	5,516	-	-	10,829	5,415	-	16,244		NCSOSE	
				<b>71,863</b>	<b>37,757</b>	<b>-</b>	<b>-</b>	<b>109,620</b>	<b>48,719</b>	<b>-</b>	<b>158,340</b>	<b>44.44%</b>		
<b>SOCIAL SCIENCE RESEARCH CENTER</b>														
512831	* ODU	VANDECAR-BURDIN, T.	1060	-	-	-	11,695	11,695	586	-	12,282.00		SSRC	
512832	* ODU	VANDECAR-BURDIN, T.	1060	12,488	1,226	-	-	13,714	686	-	14,399.00		SSRC	
530321	* NEW HAMPSHIRE DEPT-HHS	VANDECAR-BURDIN, T.	1060	27,709	14,541	-	-	42,250	4,225	-	46,475.00		SSRC	
532491	* ODU	VANDECAR-BURDIN, T.	1060	3,794	3,236	-	-	7,030	352	-	7,382.00		SSRC	
534641	VA DEPT MENTAL HEALTH	VANDECAR-BURDIN, T.	1060	375	-	-	3,207	3,582	179	-	3,761.00		SSRC	
543241	ODU	VANDECAR-BURDIN, T.	1060	12,797	15,464	-	-	28,261	1,413	-	29,674.00		SSRC	
546451	ODU	VANDECAR-BURDIN, T.	1060	3,066	-	-	-	3,066	153	-	3,220.00		SSRC	
215691	* DOD NON-TRADITIONAL EDUCATION	VANDECAR-BURDIN, T.	1060	-	-	-	-	-	-	-	0.00		SSRC	
230891	NAVSUP FLEET LOGISTICS NORFOLK	VANDECAR-BURDIN, T.	1060	2,664	1,158	-	143	3,966	2,026	-	5,992.00		SSRC	
396311	US PUBLIC HEALTH SERVICE	VANDECAR-BURDIN, T.	1060	2,732	186	-	-	2,918	1,459	-	4,377.00		SSRC	
732551	PLANNED PARENTHOOD SE VIRGINIA	VANDECAR-BURDIN, T.	1060	8,039	331	-	-	8,370	2,176	-	10,546.00		SSRC	
				<b>73,664</b>	<b>36,142</b>	<b>-</b>	<b>15,045</b>	<b>124,852</b>	<b>13,255</b>	<b>-</b>	<b>138,108</b>	<b>10.62%</b>		
<b>SELF SUPPORTING RESEARCH PROFESSIONALS</b>														
342071	CITY OF NORFOLK	VANDECAR-BURDIN, T.	1060	4,267	-	-	-	4,267	1,109	-	5,377.00		SSRP	
710871	* ODU	VANDECAR-BURDIN, T.	1060	18,334	12,069	-	-	30,403	1,520	-	31,923.00		SSRP	
321481	NATL MARINE FISHERIES SERV	ASHFORD, J.	6085	6,304	-	-	-	6,304	3,341	-	9,645.00		SSRP	
596111	CHILEAN FISHING DEVELOP INST	ASHFORD, J.	6085	-	4,301	-	-	4,301	-	-	4,301.00		SSRP	
	NATL SCIENCE FOUNDATION	HILL, V.	6085	59,106	31,035	110,075	-	200,215	47,775	-	247,990.00		SSRP	
	UNIVERSITY OF WASHINGTON	HILL, V.	6085	15,524	-	-	-	15,524	7,762	-	23,286.00		SSRP	
				<b>103,535</b>	<b>47,405</b>	<b>110,075</b>	<b>-</b>	<b>261,014</b>	<b>61,507</b>	<b>-</b>	<b>322,522</b>	<b>23.56%</b>		
<b>VIRGINIA COASTAL ENERGY RESEARCH CONSORTIUM</b>														
510131	* TEXAS A & M UNIVERSITY	HATCHER, P.	6082	12,498	864	-	-	13,362	6,681	-	20,043		VCERC	
731591	* AQUA TERRA INTERNATIONAL, LLC	HATCHER, P.	6082	62,050	1,320	-	-	63,370	16,476	-	79,847		VCERC	
323961	* NATL SCIENCE FOUNDATION	HATCHER, P.	6082	34,532	6,429	-	-	40,961	21,709	-	62,670		VCERC	
323961	NATL SCIENCE FOUNDATION	WOZNIAK, A.	6082	67,031	12,481	-	-	79,513	42,142	-	121,655		VCERC	
				<b>176,111</b>	<b>21,094</b>	<b>-</b>	<b>-</b>	<b>197,206</b>	<b>87,008</b>	<b>-</b>	<b>284,215</b>	<b>44.12%</b>		

**SCHEDULE 5**  
**OLD DOMINION UNIVERSITY RESEARCH FOUNDATION**  
**ENTERPRISE CENTERS INCLUDING PROJECTS REPORTED AS ACTIVITY**  
**OF AN ACADEMIC DEPARTMENT**  
(MEASURED BY EXPENDITURES INCURRED)  
**FOR FISCAL YEAR 2014**

PROJECT NUMBER	SPONSORING AGENCY	PRINCIPAL INVESTIGATOR / PROJECT DIRECTOR	Dept	PROJECT DIRECT COST				PROJECT IDC AND FEES			TOTAL PROJECT COSTS	EFFECTIVE INDIRECT COST RATE	CENTER
				PERSONNEL AND FRINGE BENEFITS	SUPPLIES, CONTRACTUAL, GENERAL, & TRAVEL	EQUIPMENT	SUBCONTRACTS, CONSTRUCTION, TUITION & OTHER	TOTAL DIRECT COSTS	REIMBURSED INDIRECT COSTS	TOTAL SPECIAL FEES			
<b>VIRGINIA MODELING, ANALYSIS AND SIMULATION CENTER</b>													
736822	CUBIC APPLICATIONS, INC.	BARRACO, A.	9010	12,562	988	-	-	13,550	7,181	-	20,731	VMASC	
736821	CUBIC APPLICATIONS, INC.	BARRACO, A.	9010	44,369	3,935	-	823	49,127	26,333	-	75,460	VMASC	
540723	ODU	BEHR, J.	9010	3,003	460	-	-	3,463	-	-	3,463	VMASC	
540724	* ODU	BEHR, J.	9010	2,466	166	-	237	2,869	-	-	2,869	VMASC	
311871	* US PUBLIC HEALTH SERVICE	BEHR, J.	9010	50,218	3,517	-	-	53,735	28,479	-	82,214	VMASC	
530101	* VA DEP OF EMERGENCY MANAGEMENT	BEHR, J.	9010	2,960	-	-	4,844	7,804	770	-	8,574	VMASC	
540721	ODU	BERRY, C.	9010	38,400	1,600	-	-	40,000	-	-	40,000	VMASC	
540723	* ODU	BERRY, C.	9010	9,385	1,441	-	-	10,824	-	-	10,824	VMASC	
540724	* ODU	BERRY, C.	9010	7,709	518	-	741	8,968	-	-	8,968	VMASC	
547681	* UNIVERSITY OF VIRGINIA	BERRY, C.	9010	5,362	-	-	-	5,362	-	-	5,362	VMASC	
537561	* EASTERN VIRGINIA MED. SCHOOL	BERRY, C.	9010	1,779	-	-	-	1,779	178	-	1,957	VMASC	
531742	* ODU	BERRY, C.	9010	526	-	302	297	1,125	-	-	1,125	VMASC	
531743	* ODU	BERRY, C.	9010	-	-	-	19	19	-	-	19	VMASC	
514421	* VA DEPT OF TRANSPORTATION	CETIN, M.	9010	-	-	-	9	9	1	-	10	VMASC	
533071	* CITY OF VIRGINIA BEACH	CETIN, M.	9010	58,333	2,950	-	23,984	85,267	32,480	-	117,748	VMASC	
530723	* VA DEP OF EMERGENCY MANAGEMENT	COLLINS, A.	9010	33,262	14,585	-	-	47,847	16,746	-	64,593	VMASC	
542551	* UNIVERSITY OF MARYLAND	COLLINS, A.	9010	2,766	-	-	-	2,766	1,466	-	4,232	VMASC	
544541	* CITY OF VIRGINIA BEACH	COLLINS, A.	9010	1,671	2,400	-	-	4,071	2,157	-	6,228	VMASC	
544861	* EASTERN VIRGINIA MED. SCHOOL	COLLINS, A.	9010	6,444	-	-	-	6,444	3,416	-	9,860	VMASC	
530722	* VA DEP OF EMERGENCY MANAGEMENT	COLLINS, A.	9010	292	183	-	-	475	124	-	599	VMASC	
740651	VIRGINIA STEAM ACADEMY	CROLL, M.	9010	3,269	-	-	(1)	3,268	1,732	-	5,000	VMASC	
537561	* EASTERN VIRGINIA MED. SCHOOL	CROLL, M.	9010	6,159	-	-	-	6,159	616	-	6,775	VMASC	
225071	* ARMY MED RES COMMAND	CROLL, M.	9010	12,079	468	395	10,837	23,778	7,527	-	31,306	VMASC	
282020	* NAVSUP FLEET LOGISTICS NORFOLK	CROLL, M.	9010	5,898	286	105	-	6,288	2,597	-	8,886	VMASC	
304941	* US PUBLIC HEALTH SERVICE	CROLL, M.	9010	10,658	1,765	566	23,967	36,957	6,584	-	43,542	VMASC	
736861	* BOSH GLOBAL SERVICES, INC.	CROLL, M.	9010	247	112	-	168	527	279	-	806	VMASC	
736822	* CUBIC APPLICATIONS, INC.	DIALLO, S.	9010	29,311	2,304	-	-	31,616	16,756	-	48,372	VMASC	
282020	* NAVSUP FLEET LOGISTICS NORFOLK	DIALLO, S.	9010	15,728	762	279	-	16,769	6,926	-	23,695	VMASC	
736821	* CUBIC APPLICATIONS, INC.	DIALLO, S.	9010	44,369	3,935	-	823	49,127	26,333	-	75,460	VMASC	
540723	* ODU	DIAZ, R.	9010	3,379	519	-	-	3,896	-	-	3,896	VMASC	
540724	* ODU	DIAZ, R.	9010	2,775	187	-	267	3,229	-	-	3,229	VMASC	
311871	* US PUBLIC HEALTH SERVICE	DIAZ, R.	9010	49,050	3,434	-	-	52,485	27,817	-	80,302	VMASC	
530101	* VA DEP OF EMERGENCY MANAGEMENT	DIAZ, R.	9010	2,960	-	-	4,844	7,804	770	-	8,574	VMASC	
540501	* HMPT ROADS PLAN DISTRICT COMM	EZELL, B.	9010	3,203	-	-	(1)	3,202	1,697	-	4,899	VMASC	
541041	VA DEP OF EMERGENCY MANAGEMENT	EZELL, B.	9010	18,426	2,123	-	-	20,548	10,891	-	31,439	VMASC	
548381	VA DEP OF EMERGENCY MANAGEMENT	EZELL, B.	9010	665	-	-	-	665	353	-	1,018	VMASC	
204531	* NCSOSE	EZELL, B.	9010	2,604	495	-	-	3,099	1,860	-	4,959	VMASC	
530101	* VA DEP OF EMERGENCY MANAGEMENT	EZELL, B.	9010	1,269	-	-	2,076	3,345	330	-	3,674	VMASC	
530722	* VA DEP OF EMERGENCY MANAGEMENT	EZELL, B.	9010	365	229	-	-	594	154	-	748	VMASC	
525531	* VA DEP OF EMERGENCY MANAGEMENT	EZELL, B.	9010	-	-	-	(1)	(1)	(1)	-	(2)	VMASC	
530723	* VA DEP OF EMERGENCY MANAGEMENT	FOYTIK, P.	9010	16,631	7,292	-	-	23,923	8,373	-	32,297	VMASC	
544541	* CITY OF VIRGINIA BEACH	FOYTIK, P.	9010	1,671	2,400	-	-	4,071	2,157	-	6,228	VMASC	
547681	* UNIVERSITY OF VIRGINIA	GARCIA, H.	9010	5,362	-	-	-	5,362	-	-	5,362	VMASC	
537561	* EASTERN VIRGINIA MED. SCHOOL	GARCIA, H.	9010	5,748	-	-	-	5,748	575	-	6,323	VMASC	
540723	* ODU	GILES, B.	9010	3,003	460	-	-	3,463	-	-	3,463	VMASC	
540724	* ODU	GILES, B.	9010	2,466	166	-	237	2,869	-	-	2,869	VMASC	
530101	VA DEP OF EMERGENCY MANAGEMENT	GILES, B.	9010	1,269	-	-	2,076	3,345	330	-	3,674	VMASC	

**SCHEDULE 5**  
**OLD DOMINION UNIVERSITY RESEARCH FOUNDATION**  
**ENTERPRISE CENTERS INCLUDING PROJECTS REPORTED AS ACTIVITY**  
**OF AN ACADEMIC DEPARTMENT**  
(MEASURED BY EXPENDITURES INCURRED)  
**FOR FISCAL YEAR 2014**

PROJECT NUMBER	SPONSORING AGENCY	PRINCIPAL INVESTIGATOR / PROJECT DIRECTOR	Dept	PROJECT DIRECT COST					PROJECT IDC AND FEES			TOTAL PROJECT COSTS	EFFECTIVE INDIRECT COST RATE	CENTER
				PERSONNEL AND FRINGE BENEFITS	SUPPLIES, CONTRACTUAL, GENERAL, & TRAVEL	EQUIPMENT	SUBCONTRACTS, CONSTRUCTION, TUITION & OTHER	TOTAL DIRECT COSTS	REIMBURSED INDIRECT COSTS	TOTAL SPECIAL FEES				
530723	VA DEP OF EMERGENCY MANAGEMENT	JORDAN, C.	9010	16,631	7,292	-	-	23,923	8,373	-	32,297	VMASC		
544541	* CITY OF VIRGINIA BEACH	JORDAN, C.	9010	1,671	2,400	-	-	4,071	2,157	-	6,228	VMASC		
736822	* CUBIC APPLICATIONS, INC.	LYNCH, C.	9010	41,873	3,292	-	-	45,165	23,938	-	69,103	VMASC		
530722	VA DEP OF EMERGENCY MANAGEMENT	PADILLA, J.	9010	219	137	-	-	356	93	-	449	VMASC		
282020	* NAVSUP FLEET LOGISTICS NORFOLK	PADILLA, J.	9010	11,796	571	209	-	12,577	5,194	-	17,771	VMASC		
540723	* ODU	PAPELIS, Y.	9010	4,880	749	-	-	5,629	-	-	5,629	VMASC		
540724	* ODU	PAPELIS, Y.	9010	4,009	269	-	385	4,664	-	-	4,664	VMASC		
726292	OPPORTUNITY, INC.	PAPELIS, Y.	9010	15,844	3,099	-	87	19,030	1,895	-	20,925	VMASC		
225071	ARMY MED RES COMMAND	PAPELIS, Y.	9010	48,316	1,868	1,579	43,349	95,112	30,110	-	125,222	VMASC		
531742	* ODU	PAPELIS, Y.	9010	526	-	302	297	1,125	-	-	1,125	VMASC		
531743	* ODU	PAPELIS, Y.	9010	-	-	-	19	19	-	-	19	VMASC		
716522	* WR SYSTEMS LTD	PAPELIS, Y.	9010	49,440	-	-	-	49,440	26,203	-	75,643	VMASC		
736861	* BOSH GLOBAL SERVICES, INC.	PAPELIS, Y.	9010	247	112	-	168	527	279	-	806	VMASC		
726291	* OPPORTUNITY, INC.	PAPELIS, Y.	9010	4,397	-	-	3,033	7,430	440	-	7,870	VMASC		
547621	EASTERN VIRGINIA MED. SCHOOL	PARODI, A.	9010	1,021	-	-	-	1,021	245	-	1,266	VMASC		
225071	* ARMY MED RES COMMAND	PARODI, A.	9010	144,946	5,604	4,737	130,048	285,336	90,330	-	375,666	VMASC		
726291	* OPPORTUNITY, INC.	REESE, T.	9010	3,518	-	-	2,427	5,944	352	-	6,296	VMASC		
521707	* UNIVERSITY OF IDAHO	ROBINSON, M.	9010	4,363	2,864	-	4,096	11,322	3,830	-	15,152	VMASC		
514421	* VA DEPT OF TRANSPORTATION	ROBINSON, M.	9010	-	-	-	9	9	1	-	10	VMASC		
516861	* VA DEPT OF TRANSPORTATION	ROBINSON, M.	9010	325	-	-	-	325	39	-	364	VMASC		
521701	* UNIVERSITY OF IDAHO	ROBINSON, M.	9010	9,392	1,766	-	-	11,158	5,914	-	17,072	VMASC		
521702	* UNIVERSITY OF IDAHO	ROBINSON, M.	9010	6,602	3,386	-	-	9,988	5,294	-	15,282	VMASC		
521705	* UNIVERSITY OF IDAHO	ROBINSON, M.	9010	742	143	-	-	885	469	-	1,354	VMASC		
521706	* UNIVERSITY OF IDAHO	ROBINSON, M.	9010	1,914	347	-	-	2,261	1,198	-	3,459	VMASC		
521710	* UNIVERSITY OF IDAHO	ROBINSON, M.	9010	3,928	-	-	-	3,928	2,082	-	6,010	VMASC		
530723	* VA DEP OF EMERGENCY MANAGEMENT	ROBINSON, M.	9010	83,155	36,461	-	-	119,617	41,866	-	161,483	VMASC		
542551	* UNIVERSITY OF MARYLAND	ROBINSON, M.	9010	11,064	-	-	-	11,064	5,864	-	16,928	VMASC		
544541	* CITY OF VIRGINIA BEACH	ROBINSON, M.	9010	8,353	12,000	-	-	20,353	10,787	-	31,140	VMASC		
530722	* VA DEP OF EMERGENCY MANAGEMENT	ROBINSON, M.	9010	584	366	-	-	950	247	-	1,197	VMASC		
533071	* CITY OF VIRGINIA BEACH	ROBINSON, M.	9010	31,869	1,392	-	14,700	47,961	17,628	-	65,590	VMASC		
534361	VA DEP OF EMERGENCY MANAGEMENT	SHERFEY, S.	9010	6,466	-	-	19,599	26,065	13,815	-	39,880	VMASC		
543481	VA DEP OF EMERGENCY MANAGEMENT	SHERFEY, S.	9010	33,590	16,003	-	-	49,593	26,285	-	75,878	VMASC		
530723	VA DEP OF EMERGENCY MANAGEMENT	SHERFEY, S.	9010	16,631	7,292	-	-	23,923	8,373	-	32,297	VMASC		
525531	* VA DEP OF EMERGENCY MANAGEMENT	SHERFEY, S.	9010	-	-	-	(1)	(1)	(1)	-	(2)	VMASC		
286033	NAVSUP FLEET LOGISTICS NORFOLK	SOKOLOWSKI, J.	9010	33,858	-	-	(1)	33,857	11,850	-	45,708	VMASC		
540723	* ODU	SOKOLOWSKI, J.	9010	3,919	183	-	-	4,101	-	-	4,101	VMASC		
540724	* ODU	SOKOLOWSKI, J.	9010	4,192	-	-	-	4,192	-	-	4,192	VMASC		
716522	WR SYSTEMS LTD	LEATHRUM, J.	4075	12,158	-	-	-	12,158	6,444	-	18,601	VMASC		
716522	WR SYSTEMS LTD	MIELKE, R.	4075	8,105	-	-	-	8,105	4,296	-	12,401	VMASC		

**SCHEDULE 5**  
**OLD DOMINION UNIVERSITY RESEARCH FOUNDATION**  
**ENTERPRISE CENTERS INCLUDING PROJECTS REPORTED AS ACTIVITY**  
**OF AN ACADEMIC DEPARTMENT**  
(MEASURED BY EXPENDITURES INCURRED)  
**FOR FISCAL YEAR 2014**

PROJECT NUMBER	SPONSORING AGENCY	PRINCIPAL INVESTIGATOR / PROJECT DIRECTOR	Dept	PROJECT DIRECT COST					PROJECT IDC AND FEES			TOTAL PROJECT COSTS	EFFECTIVE INDIRECT COST RATE	CENTER
				PERSONNEL AND FRINGE BENEFITS	SUPPLIES, CONTRACTUAL, GENERAL, & TRAVEL	EQUIPMENT	SUBCONTRACTS, CONSTRUCTION, TUITION & OTHER	TOTAL DIRECT COSTS	REIMBURSED INDIRECT COSTS	TOTAL SPECIAL FEES				
242061	* OFFICE OF SECRETARY OF DEFENSE	SOKOLOWSKI, J.	4075	70,815	-	-	-	70,815	7,082	-	77,897	VMASC		
100700	* VMASC MEMBERSHIP	SOKOLOWSKI, J.	4075	-	16,173	-	-	16,173	-	-	16,173	VMASC		
222321	* OFFICE OF SECRETARY OF DEFENSE	SOKOLOWSKI, J.	4075	80,824	-	-	-	80,824	8,082	-	88,906	VMASC		
223101	* MODELING & SIMULATION CO OFF	SOKOLOWSKI, J.	4075	124,257	-	-	-	124,257	12,426	-	136,683	VMASC		
227471	* NAVSUP FLEET LOGISTICS NORFOLK	SOKOLOWSKI, J.	4075	-	(382)	-	585	203	59	-	262	VMASC		
232441	* NAVSUP FLEET LOGISTICS NORFOLK	SOKOLOWSKI, J.	4075	150,626	17,229	-	-	167,855	16,786	-	184,641	VMASC		
242321	* MODELING & SIMULATION CO OFF	SOKOLOWSKI, J.	4075	55,575	-	-	-	55,575	4,122	-	59,696	VMASC		
282021	* NAVSUP FLEET LOGISTICS NORFOLK	SOKOLOWSKI, J.	4075	15,769	1,536	-	-	17,305	6,057	-	23,361	VMASC		
282022	* NAVSUP FLEET LOGISTICS NORFOLK	SOKOLOWSKI, J.	4075	63,278	22,589	-	-	85,867	36,064	-	121,931	VMASC		
285513	* NAVAL SURFACE WEAPONS CENTER	SOKOLOWSKI, J.	4075	36,657	-	-	-	36,657	9,531	-	46,187	VMASC		
286034	* NAVSUP FLEET LOGISTICS NORFOLK	SOKOLOWSKI, J.	4075	31,055	-	-	-	31,055	10,869	-	41,924	VMASC		
286035	* NAVSUP FLEET LOGISTICS NORFOLK	SOKOLOWSKI, J.	4075	23,099	68,277	-	-	91,376	31,982	-	123,358	VMASC		
286036	* NAVSUP FLEET LOGISTICS NORFOLK	SOKOLOWSKI, J.	4075	12,028	-	-	446,007	458,036	12,960	-	470,996	VMASC		
286038	* NAVSUP FLEET LOGISTICS NORFOLK	SOKOLOWSKI, J.	4075	3,267	72,630	-	-	75,897	9,893	-	85,790	VMASC		
286039	* NAVSUP FLEET LOGISTICS NORFOLK	SOKOLOWSKI, J.	4075	-	-	-	95,042	95,042	8,750	-	103,792	VMASC		
286040	* NAVSUP FLEET LOGISTICS NORFOLK	SOKOLOWSKI, J.	4075	3,267	67,260	-	-	70,527	9,893	-	80,420	VMASC		
286042	* NAVSUP FLEET LOGISTICS NORFOLK	SOKOLOWSKI, J.	4075	3,267	68,736	-	-	72,002	9,893	-	81,895	VMASC		
286043	* NAVSUP FLEET LOGISTICS NORFOLK	SOKOLOWSKI, J.	4075	156,817	2,738	-	-	159,555	55,844	-	215,399	VMASC		
286044	* NAVSUP FLEET LOGISTICS NORFOLK	SOKOLOWSKI, J.	4075	166	28,653	-	-	28,819	8,453	-	37,272	VMASC		
286045	NAVSUP FLEET LOGISTICS NORFOLK	SOKOLOWSKI, J.	4075	3,202	55,544	-	-	58,746	9,871	-	68,616	VMASC		
286046	* NAVSUP FLEET LOGISTICS NORFOLK	SOKOLOWSKI, J.	4075	3,267	185,461	-	-	188,728	18,643	-	207,371	VMASC		
286047	NAVSUP FLEET LOGISTICS NORFOLK	SOKOLOWSKI, J.	4075	68,284	-	-	-	68,284	23,899	-	92,183	VMASC		
286048	NAVSUP FLEET LOGISTICS NORFOLK	SOKOLOWSKI, J.	4075	78,442	-	-	-	78,442	27,455	-	105,897	VMASC		
286050	NAVSUP FLEET LOGISTICS NORFOLK	SOKOLOWSKI, J.	4075	332	12,207	-	-	12,540	4,389	-	16,929	VMASC		
294071	NAVSUP FLEET LOGISTICS NORFOLK	SOKOLOWSKI, J.	4075	-	3,850	-	-	3,850	1,117	-	4,967	VMASC		
296812	MODELING & SIMULATION CO OFF	SOKOLOWSKI, J.	4075	7,180	-	-	-	7,180	718	-	7,898	VMASC		
531741	ODU	SOKOLOWSKI, J.	4075	-	-	-	102,585	102,585	1,370	-	103,956	VMASC		
540722	ODU	SOKOLOWSKI, J.	4075	-	-	-	83,109	83,109	13,250	-	96,359	VMASC		
286037	NAVSUP FLEET LOGISTICS NORFOLK	SOKOLOWSKI, J.	4075	882	-	-	-	882	309	-	1,192	VMASC		
540723	ODU	SOKOLOWSKI, J.	4075	5,466	1,258	-	-	6,723	-	-	6,723	VMASC		
540724	ODU	SOKOLOWSKI, J.	4075	3,517	518	-	741	4,776	-	-	4,776	VMASC		
544861	EASTERN VIRGINIA MED. SCHOOL	SOKOLOWSKI, J.	4075	6,444	-	-	-	6,444	3,416	-	9,860	VMASC		
531742	ODU	SOKOLOWSKI, J.	4075	132	-	75	74	281	-	-	281	VMASC		
531743	ODU	SOKOLOWSKI, J.	4075	-	-	-	5	5	-	-	5	VMASC		
533071	* CITY OF VIRGINIA BEACH	CETIN, M.	4053	16,027	300	-	10,316	26,643	8,653	-	35,296	VMASC		
544541	* CITY OF VIRGINIA BEACH	CETIN, M.	4053	3,341	4,800	-	-	8,141	4,315	-	12,456	VMASC		
				<b>2,187,898</b>	<b>796,653</b>	<b>8,549</b>	<b>1,032,925</b>	<b>4,026,022</b>	<b>976,028</b>	<b>-</b>	<b>5,002,054</b>	<b>24.24%</b>		
				<b>4,129,309</b>	<b>1,483,574</b>	<b>381,087</b>	<b>1,241,540</b>	<b>7,235,512</b>	<b>2,107,395</b>	<b>-</b>	<b>9,342,922</b>	<b>29.13%</b>		

**SCHEDULE 6**

**Sponsored Program Activity**

**Proposals Submitted and Awards Funded**

**Fiscal Year 2014 through Fiscal Year 2010**



**SCHEDULE 6**  
**OLD DOMINION UNIVERSITY RESEARCH FOUNDATION**  
**SUMMARY OF PROPOSAL AND AWARD ACTIVITY**  
**FISCAL YEAR 2014 THROUGH FISCAL YEAR 2010**

	PROPOSALS SUBMITTED					AWARDS FUNDED				
	FY 14	FY 13	FY 12	FY 11	FY 10	FY 14	FY 13	FY 12	FY 11	FY 10
<b>COLLEGE OF ARTS &amp; LETTERS</b>										
Art	\$ -	\$ -	\$ 2,000	\$ -	\$ -	\$ -	\$ -	\$ -	\$ -	\$ 4,000
Communication & Theatre Arts	620,942	666,900	658,122	378,393	26,008	-	-	36,914	-	-
English	43,063	131,445	172,993	790,497	1,227,082	28,939	1,000	5,190	28,000	7,000
Foreign Languages & Literatures	213,307	264,126	286,320	289,016	-	6,494	-	-	-	-
History	53,782	-	282,471	124,216	426,164	44,487	54,770	54,119	67,279	114,518
International Studies	-	-	-	70,364	37,123	-	-	-	62,863	-
Music	-	-	-	-	-	-	-	-	-	-
Philosophy & Religious Studies	135,017	750	6,000	-	41,730	-	-	6,000	-	-
Political Science & Geography	581,193	433,142	273,642	124,445	564,980	56,737	137,564	69,104	137,795	61,104
Social Science Research Center	266,380	344,229	170,087	1,547,378	4,325,693	204,366	198,595	192,514	199,063	154,510
Sociology & Criminal Justice	4,977,302	3,531,183	3,565,580	2,798,191	4,453,347	-	21,344	28,032	294,530	101,771
Dean's Office	1,650	1,500	23,000	-	211,557	27,827	32,843	33,452	34,728	24,678
<b>College Total</b>	<b>\$ 6,892,636</b>	<b>\$ 5,373,275</b>	<b>\$ 5,440,213</b>	<b>\$ 6,122,500</b>	<b>\$ 11,313,684</b>	<b>\$ 368,850</b>	<b>\$ 446,116</b>	<b>\$ 425,325</b>	<b>\$ 824,258</b>	<b>\$ 467,581</b>
% Change from prior year	28.28%	-1.23%	-11.14%	-45.88%	26.56%	-17.32%	4.89%	-48.40%	76.28%	-52.14%
Average yearly increase ( decrease)	-7.82%					-4.22%				
<b>COLLEGE OF BUSINESS AND PUBLIC ADMINISTRATION</b>										
Business Administration	\$ -	\$ 143,983	\$ 25,000	\$ 316,190	\$ 25,969	\$ -	\$ -	\$ 25,000	\$ 20,414	\$ 20,400
Economics	149,497	138,278	217,927	62,863	318,498	50,000	21,264	57,000	178,686	110,743
Finance, Insurance and Real Estate	13,501	-	-	-	-	-	-	-	-	-
Information Systems/Decision Science	2,082,405	865,639	2,082,854	2,235,288	2,413,349	190,589	-	-	122,860	39,775
Marketing	139,708	-	-	-	-	-	-	-	-	-
Urban Studies/Public Administration	493,384	366,125	10,311	25,000	-	-	100,610	10,311	-	-
<b>College Total</b>	<b>\$ 2,878,495</b>	<b>\$ 1,514,025</b>	<b>\$ 2,336,092</b>	<b>\$ 2,639,341</b>	<b>\$ 2,757,816</b>	<b>\$ 240,589</b>	<b>\$ 121,874</b>	<b>\$ 92,311</b>	<b>\$ 321,960</b>	<b>\$ 170,918</b>
% Change from prior year	90.12%	-35.19%	-11.49%	-4.30%	162.36%	97.41%	32.03%	-71.33%	88.37%	968.24%
Average yearly increase ( decrease)	0.88%					8.15%				

**SCHEDULE 6**  
**OLD DOMINION UNIVERSITY RESEARCH FOUNDATION**  
**SUMMARY OF PROPOSAL AND AWARD ACTIVITY**  
**FISCAL YEAR 2014 THROUGH FISCAL YEAR 2010**

	PROPOSALS SUBMITTED					AWARDS FUNDED				
	FY 14	FY 13	FY 12	FY 11	FY 10	FY 14	FY 13	FY 12	FY 11	FY 10
<b>COLLEGE OF EDUCATION</b>										
Center for Educ Partnerships	\$ 13,872,006	\$ -	\$ -	\$ -	\$ -	\$ 303,028	\$ -	\$ -	\$ -	\$ -
Communication Disorders and Special Education	9,160,608	9,107,728	5,943,532	6,171,344	5,041,168	3,445,431	3,711,358	3,259,642	3,187,588	3,346,819
Counseling and Human Services	1,082,910	183,230	1,425,579	848,506	1,782,072	142,154	129,517	339,320	159,390	122,296
Educational Foundations and Leadership	4,477,339	154,489	614,091	2,664,722	5,332,188	164,121	373,272	404,244	875,387	421,403
Foundations and Special Programs	-	-	2,499,569	-	-	-	12,862	2,513,493	115,530	-
Human Movement Sciences	2,039,566	1,981,547	1,565,251	374,613	2,593,799	196,134	133,708	86,846	168,569	243,455
STEM Education and Professional Studies	4,836,792	4,243,227	7,649,832	8,508,920	3,335,275	636,790	537,396	5,805,751	480,077	547,131
Teaching and Learning	3,237,050	1,306,713	1,939,159	2,325,956	3,550,149	761,182	491,280	314,973	287,389	1,335,197
Dean's Office	272,536	2,512,082	19,782,746	2,334,004	23,576,157	412,038	615,489	18,429,015	608,516	437,563
<b>College Total</b>	<b>\$ 38,978,807</b>	<b>\$ 19,489,016</b>	<b>\$ 41,419,758</b>	<b>\$ 23,228,065</b>	<b>\$ 45,210,808</b>	<b>\$ 6,060,878</b>	<b>\$ 6,004,882</b>	<b>\$ 31,153,283</b>	<b>\$ 5,882,446</b>	<b>\$ 6,453,864</b>
% Change from prior year	100.00%	-52.95%	78.32%	-48.62%	123.01%	0.93%	-80.72%	429.60%	-8.85%	22.11%
Average yearly increase ( decrease)	-2.76%					-1.22%				
<b>COLLEGE OF ENGINEERING &amp; TECHNOLOGY</b>										
Applied Research Center - ARC	\$ -	\$ -	\$ 17,683	\$ -	\$ 429,017	\$ -	\$ -	\$ 17,683	\$ -	\$ 340,132
Center for Advanced Engineering Environments	-	-	-	-	1,560,082	1,009,393	-	-	-	-
Civil & Environmental Engineering	3,214,466	8,536,172	4,881,800	4,260,964	1,453,608	-	757,245	844,041	299,694	445,086
Electrical & Computer Engineering	15,923,596	14,083,036	24,536,911	12,973,247	13,920,878	2,791,842	2,861,655	3,424,884	2,639,491	1,049,854
Engineering Career Management Center	1,891,456	-	10,000	-	-	-	-	10,000	-	-
Engineering Management	-	2,763,197	1,336,310	1,958,801	4,476,188	195,111	372,042	723,907	2,101,582	1,723,657
Engineering Technology	4,672,026	4,139,876	1,597,989	4,518,166	5,325,095	158,290	283,030	887,780	823,206	361,963
Mechanical & Aerospace Engineering	7,632,052	7,692,370	5,556,802	9,940,935	13,059,685	809,129	951,108	591,550	1,369,758	1,998,318
Mid-Atlantic Institute for Space & Technology	-	-	25,720	406,226	149,400	-	-	28,220	429,426	9,829
Modeling, Simulation & Visualization Engineering	22,293,259	5,077,335	9,729,742	5,264,256	-	3,745,625	1,408,708	479,129	27,400	-
National Centers Systems of Systems Engineering	-	438,809	-	16,546,781	-	-	357,304	27,075	347,325	-
VA Commercial Space Flight Authority	-	122,082	10,125,000	1,379,000	8,534,858	17,383,775	68,889,898	10,739,429	32,849,923	39,352,079
Dean's Office	6,332,123	836,629	432,856	155,987	2,659,664	110,000	57,261	85,224	274,805	389,571
<b>College Total</b>	<b>\$ 61,958,978</b>	<b>\$ 43,689,506</b>	<b>\$ 58,250,812</b>	<b>\$ 57,404,363</b>	<b>\$ 51,568,475</b>	<b>\$ 26,203,165</b>	<b>\$ 75,938,251</b>	<b>\$ 17,858,923</b>	<b>\$ 41,162,610</b>	<b>\$ 45,670,489</b>
% Change from prior year	41.82%	-25.00%	1.47%	11.32%	-31.63%	-65.49%	325.21%	-56.61%	-9.87%	323.79%
Average yearly increase ( decrease)	4.03%					-8.53%				

**SCHEDULE 6**  
**OLD DOMINION UNIVERSITY RESEARCH FOUNDATION**  
**SUMMARY OF PROPOSAL AND AWARD ACTIVITY**  
**FISCAL YEAR 2014 THROUGH FISCAL YEAR 2010**

	PROPOSALS SUBMITTED					AWARDS FUNDED				
	FY 14	FY 13	FY 12	FY 11	FY 10	FY 14	FY 13	FY 12	FY 11	FY 10
<b>COLLEGE OF HEALTH SCIENCES</b>										
Community & Environmental Health	\$ 996,695	\$ 1,212,534	\$ 538,529	\$ 1,325,485	\$ 2,574,781	\$ 129,951	\$ 506,107	\$ 83,556	\$ 613,682	\$ 489,447
Dental Hygiene	641,555	255,746	261,896	64,285	478,516	37,692	140,942	5,005	109,226	201,436
Medical Laboratory & Radiation Sciences	12,748,599	1,722,427	5,345,670	7,855,557	3,711,986	500,044	992,787	1,672,699	344,701	1,768,579
Nursing	3,077,080	4,229,650	4,817,710	650,432	824,843	608,348	820,280	555,091	729,305	576,450
Physical Therapy	1,769,146	954,085	1,034,839	1,227,535	3,529,373	162,539	254,513	150,911	124,814	57,300
Dean's Office	76,419	-	-	61,665	6,918	57,773	28,465	-	-	-
<b>College Total</b>	<b>\$ 19,309,494</b>	<b>\$ 8,374,442</b>	<b>\$ 11,998,643</b>	<b>\$ 11,184,959</b>	<b>\$ 11,126,417</b>	<b>\$ 1,496,347</b>	<b>\$ 2,743,094</b>	<b>\$ 2,467,262</b>	<b>\$ 1,921,728</b>	<b>\$ 3,093,212</b>
% Change from prior year	130.58%	-30.21%	7.27%	0.53%	-40.50%	-45.45%	11.18%	28.39%	-37.87%	51.07%
Average yearly increase ( decrease)	14.71%					-10.32%				
<b>COLLEGE OF SCIENCES</b>										
Biological Sciences	\$ 24,134,374	\$ 10,128,824	\$ 5,325,038	\$ 8,619,724	\$ 5,198,087	\$ 1,128,100	\$ 1,735,051	\$ 1,321,654	\$ 3,675,113	\$ 2,420,560
Center for Coastal Physical Oceanography	5,599,819	4,439,394	3,594,568	2,675,835	3,970,227	391,085	182,833	2,292,725	1,565,393	2,027,931
Center for Coastal Physical Oceanography - SSRF	-	-	-	-	187,158	-	-	-	-	100,540
Center for Computational Sciences	-	-	-	219,468	39,479	-	-	-	7,500	-
Chemistry and Biochemistry	127,289,760	30,062,563	101,038,641	19,006,149	15,638,301	2,055,441	5,092,803	215,038	1,437,438	4,332,500
Chemistry and Biochemistry - SSRP	-	-	-	364,188	1,669,908	-	-	-	-	215,151
Computer Science	14,572,710	10,939,445	7,961,175	12,897,276	7,878,715	653,188	550,503	1,346,785	2,582,535	1,023,263
Mathematics and Statistics	3,522,753	3,984,100	3,624,977	2,540,800	5,344,584	872,259	769,616	692,762	440,108	733,943
Mathematics and Statistics - SSRP	-	-	-	-	-	-	-	-	-	-
Ocean, Earth & Atmospheric Sciences	15,085,778	12,008,009	14,550,385	14,572,249	8,882,682	1,718,930	4,961,211	4,257,127	2,220,720	4,087,125
Ocean, Earth & Atmospheric Sciences - SSRP	-	-	-	1,343,302	821,359	-	-	-	1,114,439	120,566
Physics	16,123,862	13,900,363	16,821,400	22,685,461	10,183,866	4,417,928	3,394,163	3,449,043	3,690,496	4,283,847
Psychology	8,060,032	4,334,235	9,800,833	9,644,329	7,843,658	1,397,956	1,677,716	1,133,371	1,636,293	1,211,482
Dean's Office	-	15,790	-	121,173	1,535,218	5,366	6,607	6,528	15,472	4,964
<b>College Total</b>	<b>\$ 214,389,088</b>	<b>\$ 89,812,723</b>	<b>\$ 162,717,018</b>	<b>\$ 94,689,954</b>	<b>\$ 69,193,242</b>	<b>\$ 12,640,253</b>	<b>\$ 18,370,503</b>	<b>\$ 14,715,033</b>	<b>\$ 18,385,507</b>	<b>\$ 20,561,872</b>
% Change from prior year	138.71%	-44.80%	71.84%	36.85%	-2.55%	-31.19%	24.84%	-19.96%	-10.58%	51.35%
Average yearly increase ( decrease)	41.97%					-7.71%				

SCHEDULE 6  
 OLD DOMINION UNIVERSITY RESEARCH FOUNDATION  
 SUMMARY OF PROPOSAL AND AWARD ACTIVITY  
 FISCAL YEAR 2014 THROUGH FISCAL YEAR 2010

	PROPOSALS SUBMITTED					AWARDS FUNDED				
	FY 14	FY 13	FY 12	FY 11	FY 10	FY 14	FY 13	FY 12	FY 11	FY 10
<b>OFFICE OF RESEARCH AND OTHER UNITS</b>										
Office of Research	\$ -	\$ -	\$ -	\$ -	\$ -	\$ -	\$ -	\$ -	\$ -	\$ -
VMASC: Virginia Modeling, Analysis & Simulation Center	18,066,607	-	9,490,476	16,198,850	13,101,894	2,127,012	3,934,928	7,332,597	8,176,644	8,129,936
Frank Reidy Research Center for Bioelectronics	19,511,697	11,335,871	6,683,144	6,965,367	6,948,774	3,851,893	389,680	1,316,061	1,616,322	760,527
ODU Business Gateway	10,044,214	2,082,237	1,060,000	1,459,544	420,647	1,755,592	1,319,813	310,000	339,718	300,000
Office of Distance Learning	-	-	-	-	-	-	-	-	100,000	45,000
VA Tidewater Consortium for Higher Education	-	944,035	9,718,349	1,419,745	1,223,007	455,057	723,170	927,958	1,090,774	599,170
VA Space Grant Consortium	3,735,036	7,096,444	1,312,378	5,172,691	6,004,974	5,822,264	5,620,555	3,573,754	3,009,878	4,748,090
Micellaneous Units	527,557	1,016,962	1,003,451	79,300	347,865	708,657	806,790	649,059	664,599	353,077
<b>Total Non-University Activity</b>	<b>\$ 51,885,111</b>	<b>\$ 41,821,340</b>	<b>\$ 29,267,799</b>	<b>\$ 31,295,497</b>	<b>\$ 28,047,161</b>	<b>\$ 14,720,475</b>	<b>\$ 12,794,936</b>	<b>\$ 14,109,429</b>	<b>\$ 14,997,935</b>	<b>\$ 14,935,800</b>
% Change from prior year	24.06%	42.89%	-6.48%	11.58%	-75.62%	15.05%	-9.32%	-5.92%	0.42%	-13.90%
Average yearly increase ( decrease)	17.00%					-0.29%				
<b>GRAND TOTAL</b>	<b>\$ 396,292,609</b>	<b>\$ 210,074,327</b>	<b>\$ 311,430,334</b>	<b>\$ 226,564,679</b>	<b>\$ 219,217,603</b>	<b>\$ 61,730,557</b>	<b>\$ 116,419,656</b>	<b>\$ 80,821,565</b>	<b>\$ 83,496,444</b>	<b>\$ 91,353,736</b>
<b>% CHANGE FROM PRIOR YEAR</b>	<b>88.64%</b>	<b>-32.55%</b>	<b>37.46%</b>	<b>3.35%</b>	<b>-29.39%</b>	<b>-46.98%</b>	<b>44.05%</b>	<b>-3.20%</b>	<b>-8.60%</b>	<b>82.58%</b>
Average yearly increase ( decrease)	16.16%					-6.49%	5.49%			