



Old Dominion University Research Foundation

To: Distribution

From: Julian F. Facenda *Julian*
Executive Director

Date: November 1, 2016

Subject: Annual Report of Sponsored Program Activity - June 30, 2016

Attached please find the Annual Report of Sponsored Program Activity for the fiscal year ended June 30, 2016. This report measures sponsored program activity administered through Old Dominion University Research Foundation by the amount of actual expenditures (direct costs and indirect cost recoveries) incurred during the fiscal year. Unrecovered indirect cost is not included in this report. This report includes sponsored program activity administered by the Research Foundation for Old Dominion University and for certain independent entities affiliated with the University. Included in the report is a schedule of proposals submitted and awards funded for the fiscal year ended June 30, 2016 and the four previous fiscal years. Proposal activity is based upon the total dollar amount requested from sponsoring agencies exclusive of institutional or third party cost share amounts. Award activity reflects the dollar amount of actual funding committed during the reporting period.

The format of the report separately discloses the sponsored program activities of the core University units and the activity of affiliated units. The core University units include all of the academic departments, enterprise centers and self-supporting research positions. The affiliated units reflect sponsored programs of the Virginia Space Grant Consortium and the Tidewater Consortium for Higher Education. Activity for the Virginia Commercial Space Flight Authority is not reflected for fiscal year 2015

Some key points to note with respect to the core University activity are as follows:

- The average yearly increase for the past five fiscal periods is 2.74%.
- Sponsored program activity of \$46.4 million is an 8.9% increase from fiscal year 2015.
- Expenditures in excess of \$1 million by funding source for the fiscal year were:

U.S. Department of Education	\$ 7.5 million
National Science Foundation	\$ 6.6 million
U.S. Department of Health and Human Services	\$ 4.3 million
Virginia Department of Education	\$ 4.1 million
U.S. Navy	\$ 3.1 million
U.S. Department of Energy	\$ 2.1 million
National Aeronautics and Space Administration	\$ 1.2 million
Jefferson Science Associates, LLC (JLAB)	\$ 1.2 million
Virginia Department of Environmental Quality	\$ 1.1 million
Pulse Biosciences, Inc.	\$ 1.0 million

- The above rankings include agency funding passed-through from the University.
- Activity of individual faculty conducting research through University-wide enterprise centers is reflected under the faculty member's home department. The research activity of core staff assigned to an enterprise center is reflected in the center's activity. The Virginia Modeling, Analysis and Simulation Center (VMASC) and Frank Reidy Research Center for Bioelectrics core staff activities are reported under the Office of Research and Other Units.
- University departments (including SSRP's and center activity) exceeding \$1 million for the fiscal year were:

Center for Educational Partnerships	\$ 5.2 million
Communication Disorders and Special Education	\$ 3.7 million
Ocean, Earth and Atmospheric Sciences	\$ 3.6 million
Physics	\$ 3.6 million
Frank Reidy Center for Bioelectrics	\$ 2.8 million
Modeling, Simulation and Visualization	\$ 2.5 million
Electrical & Computer Engineering	\$ 2.3 million
Chemistry and Biochemistry	\$ 2.2 million
Virginia Modeling, Analysis and Simulation Center	\$ 1.8 million
Biological Sciences	\$ 1.7 million
Center for Enterprise Innovation	\$ 1.7 million
Computer Sciences	\$ 1.6 million
Medical Diagnostic and Translational Sciences	\$ 1.4 million
Nursing	\$ 1.4 million
STEM Education and Professional Studies	\$ 1.3 million
Psychology	\$ 1.3 million

- Proposal submissions during fiscal year 2016 increased 33.98% from fiscal year 2015 to \$363.9 million dollars. Awards funded during fiscal year 2016 increased 12.91% from fiscal year 2015 levels. The increase is due primarily to a \$103 million NASA proposal submitted during fiscal year 2016.

The following charts graphically depict ODURF- related current fiscal year research expenditures and the trend in research activity over the past six years:

Chart A – Research Expenditures for University Activity Excluding Affiliates

This chart indicates percentage of total research expenditures for fiscal year 2016 for each college and other university units.

Chart B – Total Proposals Submitted and Awards Funded Including Affiliates

This chart indicates the change in proposal submissions from \$186 million during fiscal year 2008 to \$364 million dollars during fiscal year 2016. Awards funded during this same period increased from \$38 million to \$45 million.

Should you have any questions concerning the enclosed report please do not hesitate to contact me at 683-7210.

Chart A – Research Expenditures for University Units Excluding Affiliates

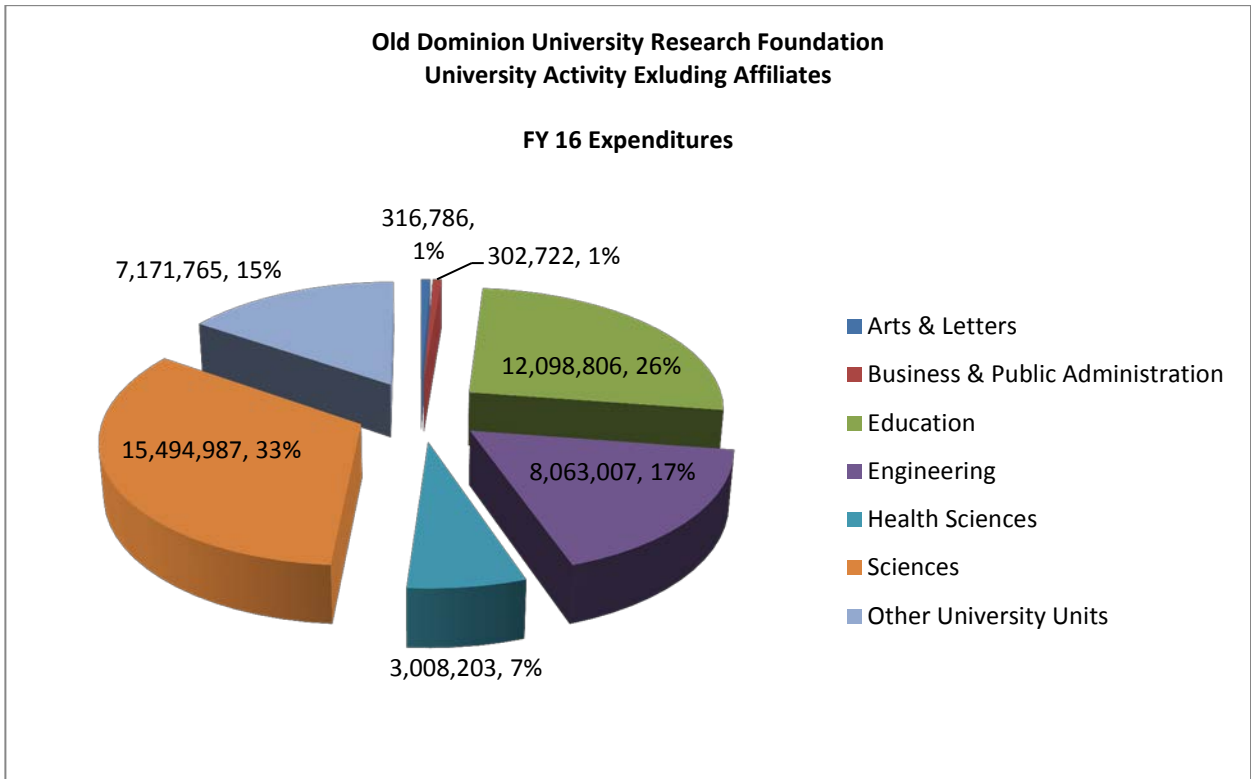
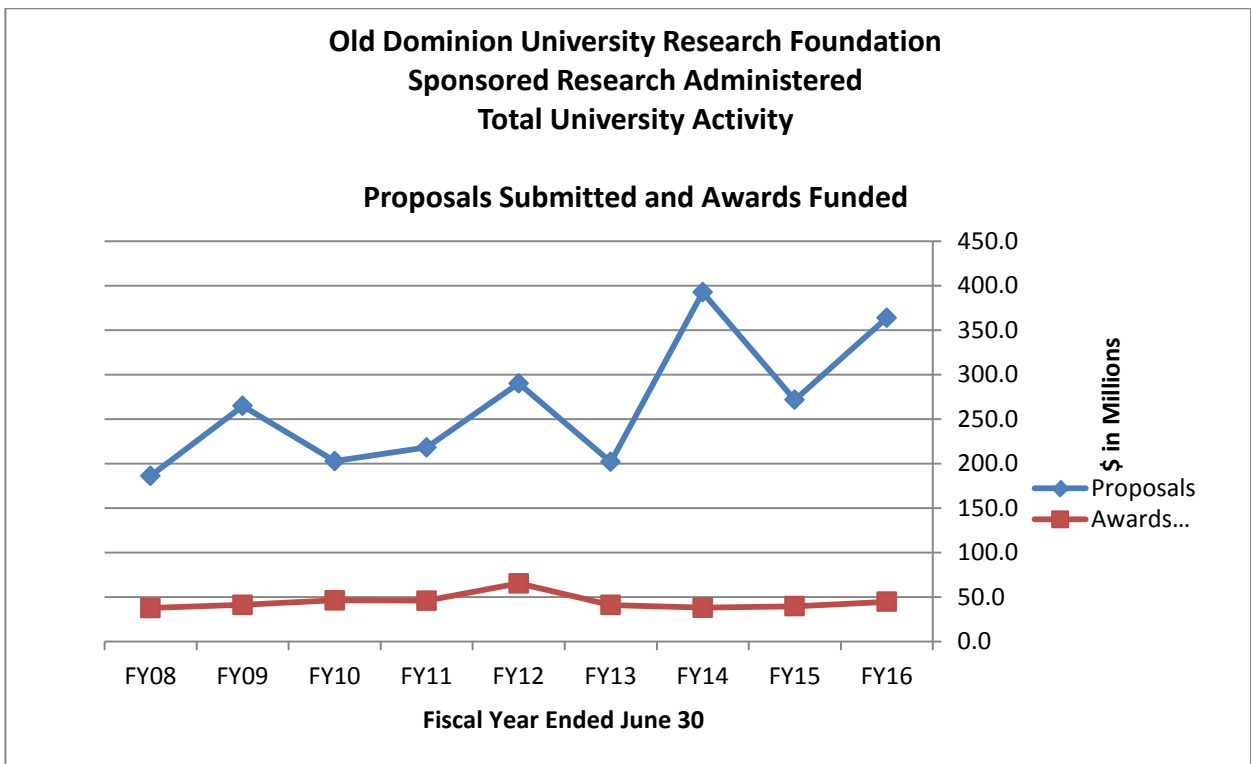



Chart B – Proposals Submitted and Awards Funded



DISTRIBUTION

Research Foundation Board of Trustees
University Vice Presidents
College Deans
Academic Department Chairs
Center Directors
Affiliated Unit Directors
Institutional Research Office
University Budget Office



OLD DOMINION UNIVERSITY RESEARCH FOUNDATION
ANNUAL REPORT OF SPONSORED PROGRAM ACTIVITY

FISCAL YEAR ENDED JUNE 30, 2016

CONTENTS

- Schedule 1** - Summary of Sponsored Program Activity
Fiscal Year 2016 through Fiscal Year 2011
- Schedule 2** - Summary of Sponsored Program Activity by Major Funding
Source – Fiscal Year 2016 through Fiscal Year 2012
- Schedule 3** - Comparison of Direct Cost, Indirect Cost and Effective Indirect
Cost Rates – University Units – Fiscal Year 2016 through Fiscal Year 2014
- Schedule 4** - Sponsored Program Activity Individual Project Listing
Fiscal Year 2016
- Schedule 5** - Enterprise Centers Including Projects Reported as Activity of an
Academic Department – Fiscal Year 2016
- Schedule 6** - Sponsored Program Activity – Proposals Submitted and
Awards Funded – Fiscal Year 2016 through Fiscal Year 2012

SCHEDULE 1

Summary of Sponsored Program Activity

Fiscal Year 2016 through Fiscal Year 2011

SCHEDULE 1
OLD DOMINION UNIVERSITY RESEARCH FOUNDATION
SUMMARY OF SPONSORED PROGRAM ACTIVITY
(MEASURED BY EXPENDITURES INCURRED)
FISCAL YEAR 2016 THROUGH FISCAL YEAR 2011

	FY 16	FY 15	FY 14	FY 13	FY 12	FY 11
--	-------	-------	-------	-------	-------	-------

COLLEGE OF ARTS & LETTERS

Dean's Office	\$ 2,129	\$ 14,430	\$ 30,491	\$ 26,210	\$ 23,384	\$ 22,745
Communication & Theatre Arts	33,450	1,868	6,905	5,366	48,536	-
English	50,117	60,229	81,313	68,275	65,224	71,219
Foreign Languages/Literatures	-	3,826	1,867	-	-	-
History	4,259	26,459	58,682	88,485	91,433	65,469
International Studies	-	-	-	-	46,027	4,642
Political Science & Geography	61,425	29,781	83,956	20,341	23,290	70,744
Political Science & Geography - VMASC	-	-	-	5,280	18,433	4,648
Philosophy & Religious Studies	3,455	-	-	6,000	-	-
Social Science Research Center	149,199	130,809	175,408	206,241	243,088	233,307
Sociology & Criminal Justice	12,752	13,661	7,384	25,978	239,320	257,408
 College Total	 \$ 316,786	 \$ 281,063	 \$ 446,006	 \$ 452,176	 \$ 798,735	 \$ 730,182
% Change from prior year	12.71%	-36.98%	-1.36%	-43.39%	9.39%	14.88%
Average yearly increase (decrease)	-11.32%					

COLLEGE OF BUSINESS AND PUBLIC ADMINISTRATION

Economics	126,425	(442)	60,093	59,357	21,757	90,745
Finance	2,444	7,495	-	-	14,559	-
Information Systems & Decision Sciences	158,436	148,544	-	10,669	78,903	167,758
Management	1,293	-	-	9,563	52,626	17,015
Marketing	3,863	-	-	-	9,365	-
Public Service	10,262	10,404	22,176	71,133	6,286	-
 College Total	 \$ 302,722	 \$ 166,001	 \$ 82,269	 \$ 150,722	 \$ 183,496	 \$ 275,518
% Change from prior year	82.36%	101.78%	-45.42%	-17.86%	-33.40%	-4.83%
Average yearly increase (decrease)	1.97%					

SCHEDULE 1
OLD DOMINION UNIVERSITY RESEARCH FOUNDATION
SUMMARY OF SPONSORED PROGRAM ACTIVITY
(MEASURED BY EXPENDITURES INCURRED)
FISCAL YEAR 2016 THROUGH FISCAL YEAR 2011

	FY 16	FY 15	FY 14	FY 13	FY 12	FY 11
COLLEGE OF EDUCATION						
Dean's Office	\$ 436,482	\$ 264,167	\$ 320,669	\$ 2,317,690	\$ 960,009	\$ 449,301
Center for Educational Partnerships	5,183,002	4,669,983	3,630,365	-	-	-
Communication Disorders and Special Education	3,708,022	3,650,009	3,544,135	3,076,659	3,194,382	3,248,813
Counseling and Human Services	72,310	111,934	124,783	141,942	215,922	110,907
Educational Foundations and Leadership	816,336	798,728	916,845	778,034	580,643	401,698
Human Movement Sciences	41,308	109,017	124,789	122,146	97,348	185,799
STEM Education and Professional Studies	1,320,821	1,848,198	1,730,137	1,213,575	590,967	321,972
STEM Education and Professional Studies - VMASC	-	-	-	6,325	14,641	30,884
Teaching and Learning	520,525	433,989	483,439	409,397	559,851	604,761
College Total	\$ 12,098,806	\$ 11,886,025	\$ 10,875,162	\$ 8,065,768	\$ 6,213,763	\$ 5,354,135
% Change from prior year	1.79%	9.30%	34.83%	29.80%	16.06%	-3.74%
Average yearly increase (decrease)	25.19%					
COLLEGE OF ENGINEERING & TECHNOLOGY						
Dean's Office	\$ 290,154	\$ 101,365	\$ 111,954	\$ 57,060	\$ 137,429	\$ 398,815
Civil & Environmental Engineering	890,440	648,563	510,504	319,429	485,587	389,651
Civil & Environmental Engineering - VMASC	47,474	-	47,752	179,147	43,301	41,764
Civil & Environmental Engineering - VCERC	-	-	-	(361)	4,300	12,662
Electrical & Computer Engineering	921,054	893,818	1,213,846	1,162,556	816,527	644,279
Electrical & Computer Engineering - ARC	591,501	1,189,505	1,055,824	1,135,276	1,157,799	611,638
Electrical & Computer Engineering - Bioelectronics	775,182	1,043,637	379,808	335,663	317,659	400,282
Engineering Career Management Center	-	-	103,513	8,650	-	-
Engineering Management and Systems Engineering	410,275	536,522	136,861	301,453	688,481	957,042
Engineering Management and Systems Engineering - VMASC	-	-	-	14,298	142,118	146,282
Engineering Management and Systems Engineering - NCSOSE	11,012	41,687	158,340	939,755	717,507	730,794
Engineering Technology	861,881	370,170	349,540	453,958	614,291	776,324
Engineering Technology - ARC	-	3,063	90,721	73,773	88,882	30,492
Mechanical & Aerospace Engineering	731,570	799,335	619,202	789,354	1,242,792	1,293,941
Mechanical & Aerospace Engineering - ARC	23,721	24,024	40,953	48,271	55,977	117,938
Modeling, Simulation & Visualization	505,132	398,185	452,114	226,984	96,850	51,558
Modeling, Simulation & Visualization - VMASC	2,003,612	3,087,263	2,754,598	2,675,870	3,512,089	5,342,248
College Total	\$ 8,063,007	\$ 9,137,137	\$ 8,025,530	\$ 8,730,315	\$ 10,138,082	\$ 12,112,145
% Change from prior year	-11.76%	13.85%	-8.07%	-13.89%	-16.30%	-12.47%
Average yearly increase (decrease)	-6.69%					

SCHEDULE 1
OLD DOMINION UNIVERSITY RESEARCH FOUNDATION
SUMMARY OF SPONSORED PROGRAM ACTIVITY
(MEASURED BY EXPENDITURES INCURRED)
FISCAL YEAR 2016 THROUGH FISCAL YEAR 2011

	FY 16	FY 15	FY 14	FY 13	FY 12	FY 11
COLLEGE OF HEALTH SCIENCES						
Dean's Office	\$ (72)	\$ 25,073	\$ 5,744	\$ -	\$ -	\$ 1,182
Community & Environmental Health	95,308	99,218	355,423	452,579	319,145	297,653
Dental Hygiene	53,022	63,993	41,673	87,399	69,632	83,879
Medical Diagnostic & Translational Sciences	358,374	23,438	5,744	-	-	8,497
Medical Diagnostic & Translational Sciences - Bioelectrics	1,038,377	653,617	1,025,476	1,039,078	1,180,562	1,515,678
Nursing	1,362,754	930,615	646,297	746,212	523,484	701,203
Physical Therapy	100,441	199,606	227,299	155,802	113,829	69,079
College Total	\$ 3,008,203	\$ 1,995,560	\$ 2,307,656	\$ 2,481,070	\$ 2,206,652	\$ 2,677,171
% Change from prior year	50.74%	-13.52%	-6.99%	12.44%	-17.58%	26.99%
Average yearly increase (decrease)	2.47%					
COLLEGE OF SCIENCES						
Dean's Office	\$ 1,420	\$ 8,820	\$ 19,560	\$ 12,688	\$ 11,769	\$ 4,563
Biological Sciences	1,742,699	1,614,718	1,665,748	2,566,263	2,445,856	2,214,734
Biological Sciences - Bioelectrics	-	-	13,785	81,084	134,103	135,409
Biological Sciences - VMASC	-	-	-	-	9,575	86,042
Biological Sciences - VCERC	-	-	-	(723)	8,606	25,324
Center for Coastal Physical Oceanography	693,392	865,985	1,289,616	1,046,395	1,347,043	1,277,236
Center for Coastal Physical Oceanography - SSRP	-	-	-	23,417	72,204	117,335
Center for Coastal Physical Oceanography - MARI	32,915	-	-	-	-	-
Chemistry and Biochemistry	2,202,356	1,780,131	1,519,745	762,725	1,544,599	1,891,124
Chemistry and Biochemistry - VCERC	(5,971)	49,077	284,215	226,784	154,597	598,453
Computer Science	1,607,758	1,188,118	995,043	1,335,587	1,452,774	1,242,474
Mathematics and Statistics	751,636	684,811	827,479	707,245	681,077	539,225
Ocean, Earth & Atmospheric Sciences	3,229,908	2,379,550	3,721,649	3,007,643	3,413,924	2,706,297
Ocean, Earth & Atmospheric Sciences - SSRP	349,294	494,657	285,222	269,375	430,276	304,710
Physics	3,562,835	3,415,041	4,097,273	3,828,554	3,385,594	2,660,860
Physics - ARC	-	-	-	-	-	1,390
Psychology	1,326,747	1,292,856	1,536,955	1,301,244	1,265,317	1,133,080
Psychology - Bioelectrics	-	-	-	4,670	25,832	63,191
Psychology - VMASC	-	-	-	-	3,912	7,260
College Total	\$ 15,494,987	\$ 13,773,764	\$ 16,256,290	\$ 15,172,951	\$ 16,387,058	\$ 15,008,707
% Change from prior year	12.50%	-15.27%	7.14%	-7.41%	9.18%	14.76%
Average yearly increase (decrease)	0.65%					

SCHEDULE 1
OLD DOMINION UNIVERSITY RESEARCH FOUNDATION
SUMMARY OF SPONSORED PROGRAM ACTIVITY
(MEASURED BY EXPENDITURES INCURRED)
FISCAL YEAR 2016 THROUGH FISCAL YEAR 2011

	FY 16	FY 15	FY 14	FY 13	FY 12	FY 11
OFFICE OF RESEARCH AND OTHER UNITS						
Office of Research	\$ -	\$ -	\$ -	\$ -	\$ -	\$ 1,000
VMASC: Virginia Modeling, Analysis & Simulation Center	1,822,109	1,995,708	2,199,704	3,639,735	1,511,237	2,387,933
Frank Reidy Research Center for Bioelectrics	2,792,129	1,309,606	831,116	894,851	1,085,548	976,348
Office of Distance Learning	-	-	-	-	-	411,788
ODU Business Gateway	1,658,975	1,355,165	1,365,604	941,862	338,640	255,148
Miscellaneous ODU Units	898,552	744,696	662,388	665,073	604,562	677,383
Total Other Units	\$ 7,171,765	\$ 5,405,175	\$ 5,058,812	\$ 6,141,521	\$ 3,539,987	\$ 4,709,600
% Change from prior year	32.68%	6.85%	-17.63%	73.49%	-24.83%	51.85%
Average yearly increase (decrease)	10.46%					
TOTAL UNIVERSITY ACTIVITY	\$ 46,456,275	\$ 42,644,725	\$ 43,051,725	\$ 41,194,523	\$ 39,467,773	\$ 40,867,458
% CHANGE FROM PRIOR YEAR	8.94%	-0.95%	4.51%	4.38%	-3.42%	5.84%
Average yearly increase (decrease)	2.74%					
AFFILIATED ACTIVITY						
Virginia Commercial Space Flight Authority	-	13,442,449	20,074,491	27,850,335	47,604,863	49,382,878
Virginia Space Flight Academy	-	-	21,042	56,576	82,658	56,354
Mid-Atlantic Institute for Space & Technology	-	-	-	2,974	190,374	256,734
Association for Consortium Leadership	-	-	-	42,193	39,881	78,187
Virginia Tidewater Consortium for Higher Education	633,094	567,905	670,218	878,921	695,035	759,734
Virginia Space Grant Consortium	3,369,477	4,136,516	4,683,565	3,952,207	3,884,710	4,327,100
TOTAL AFFILIATED ACTIVITY	4,002,572	18,146,870	25,449,316	32,783,206	52,497,521	54,860,987
GRAND TOTAL	50,458,847	60,791,595	68,501,041	73,977,729	91,965,294	95,728,445
% CHANGE FROM PRIOR YEAR	-77.94%	-28.69%	-22.37%	-37.55%	-4.31%	91.30%
Average yearly increase (decrease)	-18.54%					

SCHEDULE 2

Summary of University Activity

Major Funding Source

Fiscal Year 2016 through Fiscal Year 2012

SCHEDULE 2
OLD DOMINION UNIVERSITY RESEARCH FOUNDATION
SUMMARY OF UNIVERSITY ACTIVITY BY MAJOR FUNDING SOURCE
(MEASURED BY EXPENDITURES INCURRED)
FISCAL YEAR 2016 THROUGH FISCAL YEAR 2012

FUNDING SOURCE / AGENCY	FY16		FY15		FY14		FY13		FY12	
	Amount	Percent of Total	Amount	Percent of Total	Amount	Percent of Total	Amount	Percent of Total	Amount	Percent of Total
FEDERAL										
U.S. Department of Education	\$ 6,693,743	14.4%	\$ 8,634,757	20.2%	\$ 6,094,680	14.2%	\$ 3,762,091	9.1%	\$ 1,746,260	4.4%
National Science Foundation	6,551,190	14.1%	5,854,012	13.7%	6,744,966	15.7%	5,397,710	13.1%	6,998,879	17.7%
U.S. Department of Health & Human Services	4,254,422	9.2%	2,980,391	7.0%	3,383,887	7.9%	3,660,227	8.9%	3,229,603	8.2%
United States Navy	3,063,024	6.6%	3,366,028	7.9%	2,351,801	5.5%	2,798,204	6.8%	3,426,827	8.7%
National Aeronautics & Space Administration	1,157,102	2.5%	1,293,397	3.0%	1,199,132	2.8%	853,368	2.1%	812,371	2.1%
U.S. Department of Energy	1,644,625	3.5%	-	0.0%	2,315,012	5.4%	1,924,766	4.7%	1,565,418	4.0%
Small Business Administration	400,172	0.9%	420,985	1.0%	343,418	0.8%	228,536	0.6%	168,524	0.4%
U.S. Department of Defense - Other	367,194	0.8%	617,406	1.4%	698,808	1.6%	1,128,709	2.7%	1,456,419	3.7%
National Institute of Standards and Technology	349,808	0.4%	251,433	0.6%	41,439	0.1%	17,782	0.0%	-	0.0%
Institute of Museum and Library Services	322,314	0.7%	219,942	0.5%	63,142	0.1%	130,013	0.3%	212,573	0.5%
United States Air Force	261,040	0.6%	35,265	0.1%	-	0.0%	-	0.0%	100,405	0.3%
Fermi National Accelerator Lab	251,207	0.6%	351,579	0.8%	68,895	0.2%	125,911	0.3%	-	0.0%
National Endowment/Humanities	242,957	0.2%	126,131	0.3%	51,203	0.1%	-	0.0%	-	0.0%
U.S. Department of Justice	101,136	0.2%	58,648	0.1%	71,733	0.2%	15,798	0.0%	-	0.0%
U.S. Environmental Protection Agency	66,944	0.2%	60,940	0.1%	14,303	0.0%	-	0.0%	-	0.0%
National Oceanic & Atmospheric Administration	63,088	0.1%	35,092	0.1%	39,532	0.1%	129,298	0.3%	190,789	0.5%
United States Army	11,638	0.0%	162,513	0.4%	718,011	1.7%	1,529,779	3.7%	1,012,559	2.6%
U.S. Department of Transportation	-	0.0%	-	0.0%	97,572	0.2%	24,978	0.1%	105,693	0.3%
U.S. Department of Homeland Security	-	0.0%	-	0.0%	108,293	0.3%	730,580	1.8%	989,436	2.5%
Library of Congress	-	0.0%	-	0.0%	17,832	0.0%	273,265	0.7%	375,009	1.0%
Other Federal	322,153	0.7%	209,065	0.5%	113,035	0.3%	178,315	0.4%	289,545	0.7%
SUBTOTAL FEDERAL	\$ 26,123,759	55.7%	\$ 24,677,586	57.9%	\$ 24,536,694	57.0%	\$ 22,909,330	55.6%	\$ 22,680,310	30.5%

SCHEDULE 2
OLD DOMINION UNIVERSITY RESEARCH FOUNDATION
SUMMARY OF UNIVERSITY ACTIVITY BY MAJOR FUNDING SOURCE
(MEASURED BY EXPENDITURES INCURRED)
FISCAL YEAR 2016 THROUGH FISCAL YEAR 2012

FUNDING SOURCE / AGENCY	FY16		FY15		FY14		FY13		FY12	
	Amount	Percent of Total	Amount	Percent of Total	Amount	Percent of Total	Amount	Percent of Total	Amount	Percent of Total
STATE & LOCAL GOVERNMENT AND AGREEMENTS WITH OTHER UNIVERSITIES										
Old Dominion University - See Note	\$ 7,912,031	17.0%	\$ 7,024,744	16.5%	\$ 6,120,236	14.2%	\$ 4,969,467	12.1%	\$ 5,475,936	13.9%
Georgia Regents University	535,479	0.5%	321,166	0.8%	272,968	0.6%	-	0.0%	-	0.0%
Governor's Office	424,733	0.9%	-	0.0%	-	0.0%	-	0.0%	-	0.0%
University of Virginia	306,900	0.7%	233,490	0.5%	203,071	0.5%	113,053	0.3%	57,083	0.1%
Virginia Marine Resources Commission	268,114	0.6%	306,969	0.7%	327,703	0.8%	316,489	0.8%	392,947	1.0%
City of Virginia Beach	247,497	0.8%	456,935	1.1%	298,851	0.7%	114,936	0.3%	-	0.0%
Virginia Department of Motor Vehicles	246,916	0.5%	262,515	0.6%	303,964	0.7%	267,804	0.7%	216,711	0.5%
Iowa State University	236,604	0.4%	221,568	0.5%	188,858	0.4%	-	0.0%	-	0.0%
Norfolk State University	182,110	0.4%	49,419	0.1%	60,796	0.1%	11,156	0.0%	-	0.0%
George Mason University	165,351	0.4%	56,657	0.1%	48,681	0.1%	5,059	0.0%	16,116	0.0%
Eastern Virginia Medical School	162,934	0.4%	145,427	0.3%	199,933	0.5%	153,664	0.4%	197,914	0.5%
City of Portsmouth	151,616	0.3%	343,603	0.8%	-	0.0%	-	0.0%	54,764	0.1%
Crater Planning District Commission	146,141	0.3%	111,352	0.3%	139,090	0.3%	184,385	0.4%	21,841	0.1%
State University of New Jersey	131,470	0.3%	152,130	0.4%	234,796	0.5%	214,648	0.5%	110,690	0.3%
Texas A&M University	130,156	0.3%	59,947	0.1%	20,043	0.0%	34,981	0.1%	34,788	0.1%
Center of Innovative Technology	129,133	0.3%	83,791	0.2%	210,935	0.5%	248,692	0.6%	119,298	0.3%
University of Southern California	115,849	0.2%	124,226	0.3%	70,129	0.2%	-	0.0%	-	0.0%
University of Maryland	114,225	0.2%	54,735	0.1%	56,451	0.1%	65,400	0.2%	62,173	0.2%
Hampton Roads Sanitation District Commission	113,734	0.3%	186,822	0.4%	41,098	0.1%	34,445	0.1%	36,855	0.0%
University of Michigan	110,461	0.3%	184,156	0.4%	-	0.0%	109,307	0.3%	-	0.0%
University of Idaho	109,712	0.2%	373,854	0.9%	257,799	0.6%	302,552	0.7%	56,032	0.1%
Florida Department of Environmental Protection	107,779	0.2%	2,584	0.0%	-	0.0%	-	0.0%	-	0.0%
Virginia Institute of Marine Sciences	101,293	0.2%	77,524	0.2%	145,916	0.3%	144,193	0.4%	189,869	0.5%
Virginia Department of Emergency Management	85,308	0.2%	99,816	0.2%	498,667	1.2%	1,586,670	3.9%	160,694	0.4%
VA Polytechnic Institute and State University	50,062	0.1%	276,454	0.6%	-	0.0%	-	0.0%	-	0.0%
State Council of Higher Education for Virginia	48,032	0.1%	109,031	0.3%	35,809	0.1%	29,871	0.1%	38,611	0.1%
Virginia Department of Environmental Quality	-	0.4%	269,920	0.4%	1,057,860	1.5%	1,139,467	1.5%	1,054,885	1.1%
University of Illinois	-	0.0%	128,817	0.3%	255,151	0.6%	127,184	0.3%	13,730	0.0%
University of Texas	-	0.0%	-	0.0%	-	0.0%	127,357	0.3%	7,712	0.0%
Wadsworth Center	-	0.0%	-	0.0%	-	0.0%	119,514	0.3%	102,732	0.3%
University of Toledo	-	0.0%	-	0.0%	-	0.0%	-	0.0%	546,788	1.4%
Other State & Local	1,547,166	3.3%	672,173	1.6%	1,224,843	2.8%	1,391,141	3.4%	1,913,287	4.8%
SUBTOTAL STATE & LOCAL	\$ 13,880,806	29.9%	\$ 12,389,828	28.9%	\$ 12,273,648	27.6%	\$ 11,811,435	27.4%	\$ 10,881,456	26.0%

SCHEDULE 2
OLD DOMINION UNIVERSITY RESEARCH FOUNDATION
SUMMARY OF UNIVERSITY ACTIVITY BY MAJOR FUNDING SOURCE
(MEASURED BY EXPENDITURES INCURRED)
FISCAL YEAR 2016 THROUGH FISCAL YEAR 2012

FUNDING SOURCE / AGENCY	FY16		FY15		FY14		FY13		FY12	
	Amount	Percent of Total	Amount	Percent of Total	Amount	Percent of Total	Amount	Percent of Total	Amount	Percent of Total
PRIVATE AND OTHER SPONSORS										
Jefferson Science Associates	\$ 1,164,984	2.5%	\$ 1,061,585	2.5%	\$ 1,040,048	2.4%	\$ 1,185,308	2.9%	\$ 1,245,453	3.2%
Pulse Biosciences, Inc.	1,006,931	2.2%	214,159	0.5%	-	0.0%	-	0.0%	-	0.0%
University of Southampton	606,869	1.3%	613,368	1.4%	125,447	0.3%	-	0.0%	-	0.0%
National Institute of Aerospace	459,190	1.0%	319,519	0.7%	251,851	0.6%	393,204	1.0%	442,017	1.1%
Genedge Alliance (formerly Philpott Manufacturing)	259,820	0.6%	223,265	0.5%	145,990	0.3%	134,799	0.3%	139,005	0.4%
Non-Disclosed	170,200	0.4%	136,827	0.3%	-	0.0%	-	0.0%	-	0.0%
Blue Moon Fund	166,253	0.4%	-	0.0%	-	0.0%	-	0.0%	-	0.0%
Dominion Resources Services, Inc.	158,722	0.3%	122,159	0.3%	169,877	0.4%	-	0.0%	-	0.0%
World Conservation Union (IUCN)	152,773	0.3%	134,104	0.3%	72,603	0.2%	80,752	0.2%	180,968	0.5%
Qatar University	127,698	0.3%	25,861	0.1%	50,312	0.1%	28,207	0.1%	33,251	0.1%
Advanced Anti-Terror Technologies, Inc.	117,383	0.3%	106,091	0.2%	155,482	0.4%	115,964	0.3%	209,214	0.5%
LMI	113,096	0.2%	127,880	0.3%	158,926	0.4%	99,220	0.2%	-	0.0%
The Geneva Foundation	110,173	0.2%	-	0.0%	-	0.0%	-	0.0%	-	0.0%
Stihl	100,103	0.2%	16,103	0.0%	-	0.0%	-	0.0%	-	0.0%
General Dynamics	97,954	0.2%	-	0.0%	177,690	0.4%	355,207	0.9%	93,870	0.2%
American Diabetes Association	55,927	0.1%	194,606	0.5%	176,183	0.4%	71,151	0.2%	24,951	0.1%
OncoSec Medical, Inc.	25,764	0.1%	129,990	0.3%	234,431	0.5%	-	0.0%	-	0.0%
Continental Automotive Systems, Inc	-	0.0%	148,000	0.3%	-	0.0%	-	0.0%	-	0.0%
Cubic Applications, Inc.	-	0.0%	147,073	0.3%	289,126	0.7%	10,696	0.0%	-	0.0%
Medical Cyberworlds, Inc.	-	0.0%	139,377	0.3%	67,779	0.2%	21,949	0.1%	-	0.0%
Commonwealth Center for Advanced Manufacturing	-	0.0%	138,773	0.3%	1,646	0.0%	-	0.0%	-	0.0%
Opportunity, Inc.	-	0.0%	118,474	0.3%	93,313	0.2%	-	0.0%	-	0.0%
Niowave, Inc.	-	0.0%	-	0.0%	484,236	1.1%	352,319	0.9%	234,555	0.6%
Cazador LLC	-	0.0%	-	0.0%	197,255	0.5%	162,553	0.4%	-	0.0%
Business Gateway	-	0.0%	-	0.0%	161,416	0.4%	300,171	0.7%	9,270	0.0%
WR Systems LTD	-	0.0%	-	0.0%	151,285	0.4%	199,204	0.5%	-	0.0%
Children Surgical	-	0.0%	-	0.0%	121,776	0.3%	149,609	0.4%	37,925	0.1%
Alion Science and Technology Corporation	-	0.0%	-	0.0%	103,513	0.2%	46,123	0.1%	272,425	0.7%
Other Private Sponsors	1,557,871	3.4%	1,460,098	3.4%	1,811,198	4.2%	2,767,322	6.7%	2,983,103	7.6%
SUBTOTAL PRIVATE	\$ 6,451,710	13.9%	\$ 5,577,311	13.1%	\$ 6,241,383	14.5%	\$ 6,473,758	15.7%	\$ 5,906,007	15.0%
TOTAL	\$ 46,456,275	99.4%	\$ 42,644,725	99.8%	\$ 43,051,725	99.1%	\$ 41,194,523	98.8%	\$ 39,467,773	71.4%

Note: Certain agencies require direct award to Old Dominion University. The following represents the expenditures by agency on projects passed through by the University.

SCHEDULE 2
OLD DOMINION UNIVERSITY RESEARCH FOUNDATION
SUMMARY OF UNIVERSITY ACTIVITY BY MAJOR FUNDING SOURCE
(MEASURED BY EXPENDITURES INCURRED)
FISCAL YEAR 2016 THROUGH FISCAL YEAR 2012

FUNDING SOURCE / AGENCY	FY16		FY15		FY14		FY13		FY12	
	Amount	Percent of Total	Amount	Percent of Total	Amount	Percent of Total	Amount	Percent of Total	Amount	Percent of Total
Old Dominion University pass through from:										
Virginia Department Of Education	\$ 4,138,355	8.9%	\$ 4,008,186	9.4%	\$ 3,976,459	9.2%	\$ 3,027,748	7.3%	\$ 3,187,727	8.1%
Virginia Department of Environmental Quality	1,068,484	2.3%	909,391	2.1%	148,227	0.3%	165,134	0.4%	7,563	0.0%
U.S. Department of Education	758,034	1.6%	420,562	1.0%	627,283	1.5%	659,212	1.6%	601,879	1.5%
Virginia Biosciences Health Research Corp.	508,416	1.1%	-	0.0%	-	0.0%	-	0.0%	-	0.0%
U.S. Department of Energy	480,206	1.0%	245,720	0.6%	161,459	0.4%	-	0.0%	75,147	0.2%
United States Air Force	466,154	1.0%	-	0.0%	-	0.0%	-	0.0%	-	0.0%
Old Dominion University	352,261	0.8%	639,858	1.5%	519,240	1.2%	896,937	2.2%	1,383,408	3.5%
Virginia Department Of Behavioral Health and Developmental Services	76,500	0.2%	57,140	0.1%	98,880	0.2%	73,397	0.2%	69,061	0.2%
Foreign	(210)	0.0%	194,204	0.5%	16,218	0.0%	-	0.0%	-	0.0%
State Council of Higher Education for Virginia	-	0.0%	-	0.0%	-	0.0%	-	0.0%	-	0.0%
Virginia Department Of Health	-	0.0%	-	0.0%	51,037	0.1%	34,359	0.1%	26,252	0.1%
Other Sponsors	63,831	0.1%	549,682	1.3%	521,433	1.2%	112,680	0.3%	124,899	0.3%
Old Dominion University Total	\$ 7,912,031	17.0%	\$ 7,024,744	16.5%	\$ 6,120,236	14.2%	\$ 4,969,467	12.1%	\$ 5,475,936	13.9%

Note: Certain prior year amounts have been restated to be consistent with current year presentation.

SCHEDULE 3

**Comparison of Direct Cost, Indirect Cost and
Effective Indirect Cost Rates**

Fiscal Year 2016 through Fiscal Year 2014

SCHEDULE 3
OLD DOMINION UNIVERSITY RESEARCH FOUNDATION
REPORT OF SPONSORED PROGRAM ACTIVITY
DIRECT COST, INDIRECT COST AND EFFECTIVE INDIRECT COST RATE
(MEASURED BY EXPENDITURES INCURRED)
FISCAL YEAR 2016 THROUGH FISCAL YEAR 2014

	Fiscal Year 2016				Effective Indirect Cost Rate	Fiscal Year 2015				Effective Indirect Cost Rate	Fiscal Year 2014			
	TOTAL DIRECT COSTS	TOTAL INDIRECT COSTS	TOTAL PROJECT COSTS			TOTAL DIRECT COSTS	TOTAL INDIRECT COSTS	TOTAL PROJECT COSTS			TOTAL DIRECT COSTS	TOTAL INDIRECT COSTS	TOTAL PROJECT COSTS	Effective Indirect Cost Rate
COLLEGE OF ENGINEERING														
Dean's Office	\$ 201,636	\$ 88,518	\$ 290,154	43.9%	\$ 70,527	\$ 30,838	\$ 101,365	43.7%	\$ 88,712	\$ 23,242	\$ 111,954	26.2%		
Civil & Environmental Engineering	643,076	247,364	890,440	38.5%	474,149	174,414	649,066	36.8%	380,677	129,827	510,504	34.1%		
Civil & Environmental Engineering - VMASC	31,112	16,362	47,474	52.6%	56,531	29,464	85,995	52.1%	34,784	12,968	47,752	37.3%		
Electrical & Computer Engineering	647,731	273,323	921,054	42.2%	653,436	240,382	893,818	36.8%	888,536	325,310	1,213,846	36.6%		
Electrical & Computer Engineering - ARC	466,078	125,423	591,501	26.9%	988,143	201,361	1,189,505	20.4%	824,619	231,205	1,055,824	28.0%		
Electrical & Computer Engineering - Bioelectronics	516,039	259,143	775,182	50.2%	792,517	251,120	1,043,637	31.7%	268,338	111,470	379,808	41.5%		
Engineering Management and Systems Engineering	302,065	108,210	410,275	35.8%	369,978	166,544	536,522	45.0%	93,916	42,945	136,861	45.7%		
Engineering Management and Systems Engineering - NCSOSE	6,882	4,129	11,012	60.0%	27,229	14,459	41,687	53.1%	109,621	48,719	158,340	44.4%		
Engineering Management Career Center	-	-	-	0.0%	-	-	-	0.0%	70,982	32,531	103,513	45.8%		
Engineering Technology	728,840	133,041	861,881	18.3%	271,336	98,834	370,170	36.4%	275,185	74,355	349,540	27.0%		
Engineering Technology - ARC	-	-	-	0.0%	2,836	227	3,063	8.0%	70,661	20,060	90,721	28.4%		
Mechanical & Aerospace Engineering	550,565	181,004	731,570	32.9%	608,357	190,978	799,335	31.4%	425,764	193,438	619,202	45.4%		
Mechanical & Aerospace Engineering - ARC	23,721	-	23,721	0.0%	24,024	-	24,024	0.0%	40,953	-	40,953	0.0%		
Modeling, Simulation & Visualization	348,570	156,561	505,132	44.9%	274,940	123,245	398,185	44.8%	325,794	126,320	452,114	38.8%		
Modeling, Simulation & Visualization - VMASC	1,736,208	267,405	2,003,612	15.4%	2,637,609	449,654	3,087,263	17.0%	2,380,675	373,923	2,754,598	15.7%		
College Total	\$ 6,202,523	\$ 1,860,484	\$ 8,063,007	30.0%	\$ 7,251,613	\$ 1,971,520	\$ 9,223,635	27.2%	\$ 6,279,217	\$ 1,746,313	\$ 8,025,530	27.8%		
COLLEGE OF HEALTH SCIENCES														
Dean's Office	\$ (72)	\$ -	\$ (72)	0.0%	\$ 25,073	\$ -	\$ 25,073	0.0%	\$ 5,744	\$ -	\$ 5,744	0.0%		
Community & Environmental Health	78,209	17,099	95,308	21.9%	69,720	29,498	99,218	42.3%	265,760	89,663	355,423	33.7%		
Dental Hygiene	45,527	7,495	53,022	16.5%	59,174	4,819	63,993	8.1%	37,664	4,009	41,673	10.6%		
Medical Diagnostic & Translational Sciences	300,763	57,611	358,374	19.2%	23,438	-	23,438	0.0%	748,558	282,662	1,031,220	37.8%		
Medical Diagnostic & Translational Sciences - Bioelectronics	749,457	288,920	1,038,377	38.6%	459,311	194,306	653,617	42.3%	-	-	-	0.0%		
Nursing	1,314,803	47,951	1,362,754	3.6%	891,193	39,422	930,615	4.4%	625,539	20,758	646,297	3.3%		
Physical Therapy	90,239	10,201	100,441	11.3%	181,366	18,240	199,606	10.1%	202,020	25,279	227,299	12.5%		
College Total	\$ 2,578,926	\$ 429,277	\$ 3,008,203	16.6%	\$ 1,709,275	\$ 286,286	\$ 1,995,560	16.7%	\$ 1,885,285	\$ 422,371	\$ 2,307,656	22.4%		

SCHEDULE 4

Sponsored Program Activity

Individual Project Listing

Fiscal Year 2016

SCHEDULE 4
OLD DOMINION UNIVERSITY RESEARCH FOUNDATION
SPONSORED PROGRAM ACTIVITY BY INDIVIDUAL PROJECT
(MEASURED BY EXPENDITURES INCURRED)

FOR FISCAL YEAR 2016

PROJECT NUMBER	SPONSORING AGENCY	PRINCIPAL INVESTIGATOR / PROJECT DIRECTOR	PROJECT DIRECT COST				PROJECT IDC AND FEES			TOTAL PROJECT COSTS	EFFECTIVE INDIRECT COST RATE	CENTER
			PERSONNEL AND FRINGE BENEFITS	SUPPLIES, CONTRACTUAL, GENERAL, & TRAVEL	EQUIPMENT	SUBCONTRACTS, CONSTRUCTION, TUITION & OTHER	TOTAL DIRECT COSTS	REIMBURSED INDIRECT COSTS	TOTAL SPECIAL FEES			
ARTS AND LETTERS												
Dean's Office												
100367-010	* U.S. DEPARTMENT OF EDUCATION	WOJTOWICZ, R.	1,036	936	-	-	1,972	158	-	2,129	TRAD	
			1,036	936	-	-	1,972	158	-	2,129	8.00%	
English												
400219-010	* COUNCIL OF WRITING PROGRAM ADMINISTRATORS	BINGHAM-RISHER, R.	-	250	-	-	250	-	-	250	TRAD	
100367-010	* U.S. DEPARTMENT OF EDUCATION	BOSTIC, T.	1,036	936	-	-	1,972	158	-	2,129	TRAD	
100367-010	* U.S. DEPARTMENT OF EDUCATION	HELLER, D.	1,036	936	-	-	1,972	158	-	2,129	TRAD	
200211-010	NORFOLK COMMISSION ON THE ARTS & HUMANITIES	PEERY, J.	-	1,000	-	-	1,000	-	-	1,000	TRAD	
400219-010	* COUNCIL OF WRITING PROGRAM ADMINISTRATORS	RODRIGO, R.	-	250	-	-	250	-	-	250	TRAD	
100105-055	* NAVSUP FLEET LOGISTICS CENTER NORFOLK	VINCELETTE, E.	2,799	-	-	-	2,799	980	-	3,779	TRAD	
100105-065	* NAVSUP FLEET LOGISTICS CENTER NORFOLK	VINCELETTE, E.	30,059	-	-	-	30,059	10,521	-	40,579	TRAD	
			34,930	3,371	-	-	38,301	11,816	-	50,117	30.85%	
History												
100367-010	* U.S. DEPARTMENT OF EDUCATION	FINLEY-CROSSWHITE, A.	1,036	936	-	-	1,972	158	-	2,129	TRAD	
100367-010	* U.S. DEPARTMENT OF EDUCATION	JERSILD, A.	1,036	936	-	-	1,972	158	-	2,129	TRAD	
			2,072	1,871	-	-	3,943	315	-	4,259	8.00%	
Philosophy & Religious Studies												
100591-010	* NATIONAL SECURITY AGENCY	WITTKOWER, D.	581	949	-	931	2,461	994	-	3,455	TRAD	
			581	949	-	931	2,461	994	-	3,455	40.41%	
Political Science and Geography												
100367-010	* U.S. DEPARTMENT OF EDUCATION	ADAMS, F.	1,036	936	-	-	1,972	158	-	2,129	TRAD	
300321-010	VA POLYTECHNIC INSTITUTE AND STATE UNIVERSITY	ADAMS, F.	2,214	2,117	-	-	4,332	-	-	4,332	TRAD	
400264-010	NON-DISCLOSED SPONSORS	ADAMS, F.	40,770	7,230	-	-	48,000	4,800	-	52,800	TRAD	
300366-010	* UNIVERSITY OF NORTH CAROLINA	EARNEST, D.	1,497	115	-	-	1,612	887	-	2,499	TRAD	
600181-010	EUROPEAN COMMISSION	KARP, R.	-	-	-	(335)	(335)	-	-	(335)	TRAD	
			45,518	10,398	-	(335)	55,580	5,845	-	61,425	10.52%	
Sociology and Criminal Justice												
200221-010	* CITY OF SUFFOLK	GAINEY, R.	732	-	-	-	732	190	-	923	TRAD	
100581-010	U.S. PUBLIC HEALTH SERVICE (INCLUDING NIH)	YANG, X.	7,632	-	-	-	7,632	4,197	-	11,829	TRAD	
			8,364	-	-	0	8,365	4,388	-	12,752	52.46%	
Communication and Theatre Arts												
100524-010	NATIONAL ENDOWMENT FOR THE HUMANITIES	SANTO, A.	-	15,817	-	-	15,817	4,112	-	19,929	TRAD	
200196-010	VA COMMISSION OF THE ARTS	SANTO, A.	-	7,500	-	-	7,500	-	-	7,500	TRAD	
200217-010	CITY OF NORFOLK	SANTO, A.	2,965	-	-	-	2,965	-	-	2,965	TRAD	
440220-010	VA FOUNDATION FOR THE HUMANITIES AND PUBLIC POLICY	SANTO, A.	3,056	-	-	-	3,056	-	-	3,056	TRAD	
			6,021	23,317	-	-	29,337	4,112	-	33,450	14.02%	

SCHEDULE 4
OLD DOMINION UNIVERSITY RESEARCH FOUNDATION
SPONSORED PROGRAM ACTIVITY BY INDIVIDUAL PROJECT
(MEASURED BY EXPENDITURES INCURRED)

FOR FISCAL YEAR 2016

PROJECT NUMBER	SPONSORING AGENCY	PRINCIPAL INVESTIGATOR / PROJECT DIRECTOR	PROJECT DIRECT COST				PROJECT IDC AND FEES			TOTAL PROJECT COSTS	EFFECTIVE INDIRECT COST RATE	CENTER
			PERSONNEL AND FRINGE BENEFITS	SUPPLIES, CONTRACTUAL, GENERAL, & TRAVEL	EQUIPMENT	SUBCONTRACTS, CONSTRUCTION, TUITION & OTHER	TOTAL DIRECT COSTS	REIMBURSED INDIRECT COSTS	TOTAL SPECIAL FEES			
Social Science Research Center												
200147-010	NEW HAMPSHIRE DEPARTMENT OF HEALTH AND HUMAN SER	VANDECAR-BURDIN, T.	19,673	5,525	-	-	25,198	2,520	-	27,718	SSRC	
200151-010	CITY OF NORFOLK	VANDECAR-BURDIN, T.	1,743	25	-	516	2,284	594	-	2,878	SSRC	
200197-010	CITY OF VIRGINIA BEACH	VANDECAR-BURDIN, T.	694	-	-	0	694	109	-	803	SSRC	
300292-010	OLD DOMINION UNIVERSITY	VANDECAR-BURDIN, T.	775	922	-	-	1,697	85	-	1,782	SSRC	
300312-010	OLD DOMINION UNIVERSITY	VANDECAR-BURDIN, T.	26,844	20,982	-	-	47,826	2,391	-	50,217	SSRC	
300352-010	OLD DOMINION UNIVERSITY	VANDECAR-BURDIN, T.	14,930	8,404	-	-	23,334	1,167	-	24,501	SSRC	
500248-010	LUISA DIAZ-KOPE	VANDECAR-BURDIN, T.	2,995	-	-	-	2,995	-	-	2,995	SSRC	
500283-010	HENRICO CITIZEN (T3 MEDIA LLC)	VANDECAR-BURDIN, T.	841	-	-	-	841	-	-	841	SSRC	
600200-010	BEIJING INTERNATIONAL STUDIES UNIVERSITY	VANDECAR-BURDIN, T.	594	-	-	-	594	315	-	909	SSRC	
200221-010	* CITY OF SUFFOLK	VANDECAR-BURDIN, T.	244	-	-	-	244	63	-	308	SSRC	
300333-010	* OLD DOMINION UNIVERSITY	VANDECAR-BURDIN, T.	2,484	266	-	-	2,750	220	-	2,970	SSRC	
300346-010	* OLD DOMINION UNIVERSITY	VANDECAR-BURDIN, T.	6,401	485	-	13,391	20,277	-	-	20,277	SSRC	
300356-010	* OLD DOMINION UNIVERSITY	VANDECAR-BURDIN, T.	11,836	202	-	-	12,037	963	-	13,000	SSRC	
			90,055	36,809	-	13,907	140,772	8,427	-	149,199	5.99%	
TOTAL ARTS AND LETTERS			\$ 188,576	\$ 77,651	\$ -	\$ 14,503	\$ 280,730	\$ 36,056	\$ -	\$ 316,786	12.84%	

SCHEDULE 4
OLD DOMINION UNIVERSITY RESEARCH FOUNDATION
SPONSORED PROGRAM ACTIVITY BY INDIVIDUAL PROJECT
(MEASURED BY EXPENDITURES INCURRED)

FOR FISCAL YEAR 2016

PROJECT NUMBER	SPONSORING AGENCY	PRINCIPAL INVESTIGATOR / PROJECT DIRECTOR	PROJECT DIRECT COST				PROJECT IDC AND FEES			TOTAL PROJECT COSTS	EFFECTIVE INDIRECT COST RATE	CENTER
			PERSONNEL AND FRINGE BENEFITS	SUPPLIES, CONTRACTUAL, GENERAL, & TRAVEL	EQUIPMENT	SUBCONTRACTS, CONSTRUCTION, TUITION & OTHER	TOTAL DIRECT COSTS	REIMBURSED INDIRECT COSTS	TOTAL SPECIAL FEES			
BUSINESS AND PUBLIC ADMINISTRATION												
Economics												
300335-010	* VIRGINIA COMMONWEALTH UNIVERSITY	DU, J.	5,257	516	-	-	5,773	0	-	5,773	TRAD	
300370-010	GEORGE MASON UNIVERSITY	FILER, L.	63,695	1,515	-	9,615	74,825	0	-	74,825	TRAD	
200073-010	VA DEPARTMENT OF ECONOMIC DEVELOPMENT	KOCH, J.	0	-	-	-	0	(1)	-	(1)	TRAD	
300305-010	* UNIVERSITY OF VIRGINIA	TALLEY, W.	17,847	2,161	-	-	20,008	10,604	-	30,613	TRAD	
300305-011	* UNIVERSITY OF VIRGINIA	TALLEY, W.	9,454	491.10	-	-	9,945	5,271	-	15,216	TRAD	
			<u>96,253</u>	<u>4,683</u>	<u>-</u>	<u>9,615</u>	<u>110,551</u>	<u>15,875</u>	<u>-</u>	<u>126,425</u>	<u>14.36%</u>	
Finance												
400038-010	* SPENCER FOUNDATION	MCSHANE, M.	2,008	0	-	214	2,222	222	-	2,444	TRAD	
			<u>2,008</u>	<u>-</u>	<u>-</u>	<u>214</u>	<u>2,222</u>	<u>222</u>	<u>-</u>	<u>2,444</u>	<u>10.00%</u>	
Information Systems / Decision Sciences												
100242-010	NATIONAL SCIENCE FOUNDATION	HE, W.	32,328	4,020	-	-	36,348	19,264	-	55,612	TRAD	
100242-010	* NATIONAL SCIENCE FOUNDATION	LI, L	(246)	1,108	-	-	862	457	-	1,318	TRAD	
200188-020	* OLD DOMINION UNIVERSITY	MCLEOD, G.	0	655	-	1,026	1,681	52	-	1,733	TRAD	
200188-030	* OLD DOMINION UNIVERSITY	MCLEOD, G.	3,694	0	-	-	3,694	296	-	3,989	TRAD	
100487-010	FEDERAL HIGHWAY ADMINISTRATION	NG, M.	26,312	1,388	-	427	28,127	14,681	-	42,808	TRAD	
300234-017	* UNIVERSITY OF IDAHO	NG, M.	1,551	(0)	-	-	1,551	822	-	2,372	TRAD	
300305-010	* UNIVERSITY OF VIRGINIA	NG, M.	17,847	2,161	-	-	20,008	10,604	-	30,613	TRAD	
300305-011	* UNIVERSITY OF VIRGINIA	NG, M.	9,454	491	-	-	9,945	5,271	-	15,216	TRAD	
100591-010	* NATIONAL SECURITY AGENCY	WU, H.	581	949	-	931	2,461	994	-	3,455	TRAD	
100242-010	* NATIONAL SCIENCE FOUNDATION	XU, L.	(246)	1,108.08	-	-	862	457	-	1,318	TRAD	
			<u>91,273</u>	<u>11,881</u>	<u>-</u>	<u>2,384</u>	<u>105,538</u>	<u>52,898</u>	<u>-</u>	<u>158,436</u>	<u>50.12%</u>	
Management												
400274-010	* NATIONAL INSTITUTE ON GOVERNMENTAL PURCHASING (NIGF KLINGER, R.		1,293	0	-	-	1,293	0	-	1,293	TRAD	
			<u>1,293</u>	<u>-</u>	<u>-</u>	<u>-</u>	<u>1,293</u>	<u>-</u>	<u>-</u>	<u>1,293</u>	<u>0.00%</u>	
Marketing												
300359-010	* DUKE UNIVERSITY	TANG, C.	2,602	488	-	-	3,090	773	-	3,863	TRAD	
			<u>2,602</u>	<u>488</u>	<u>-</u>	<u>-</u>	<u>3,090</u>	<u>773</u>	<u>-</u>	<u>3,863</u>	<u>25.00%</u>	
Urban Studies												
400274-010	* NATIONAL INSTITUTE ON GOVERNMENTAL PURCHASING (NIGF GORDON, S.		1,293	-	-	-	1,293	-	-	1,293	TRAD	
400274-010	* NATIONAL INSTITUTE ON GOVERNMENTAL PURCHASING (NIGF LOESCH, M.		1,293	-	-	-	1,293	-	-	1,293	TRAD	
400274-010	* NATIONAL INSTITUTE ON GOVERNMENTAL PURCHASING (NIGF MENGISTU, B.		1,293	-	-	-	1,293	-	-	1,293	TRAD	
300366-010	* UNIVERSITY OF NORTH CAROLINA	YUSUF, J.	2,246	173	-	-	2,419	1,330	-	3,749	TRAD	
300373-010	* VA INSTITUTE OF MARINE SCIENCE	YUSUF, J.	741	1,350	-	-	2,091	544	-	2,635	TRAD	
			<u>6,865</u>	<u>1,523</u>	<u>-</u>	<u>-</u>	<u>8,388</u>	<u>1,874</u>	<u>-</u>	<u>10,262</u>	<u>22.34%</u>	
TOTAL BUSINESS AND PUBLIC ADMINISTRATION			\$ 200,294	\$ 18,575	\$ -	\$ 12,213	\$ 231,081	\$ 71,641	\$ -	\$ 302,722	31.00%	

SCHEDULE 4
OLD DOMINION UNIVERSITY RESEARCH FOUNDATION
SPONSORED PROGRAM ACTIVITY BY INDIVIDUAL PROJECT
(MEASURED BY EXPENDITURES INCURRED)

FOR FISCAL YEAR 2016

PROJECT NUMBER	SPONSORING AGENCY	PRINCIPAL INVESTIGATOR / PROJECT DIRECTOR	PROJECT DIRECT COST				PROJECT IDC AND FEES			TOTAL PROJECT COSTS	EFFECTIVE INDIRECT COST RATE	CENTER
			PERSONNEL AND FRINGE BENEFITS	SUPPLIES, CONTRACTUAL, GENERAL, & TRAVEL	EQUIPMENT	SUBCONTRACTS, CONSTRUCTION, TUITION & OTHER	TOTAL DIRECT COSTS	REIMBURSED INDIRECT COSTS	TOTAL SPECIAL FEES			
EDUCATION												
Dean's Office												
300360-010	* OLD DOMINION UNIVERSITY	BRAY, J.	0	5,000	-	111,534.95	116,535	0	-	116,535	TRAD	
300360-010	* OLD DOMINION UNIVERSITY	SHAEFFER, M.	0	2,500	-	55,767.48	58,267	0	-	58,267	TRAD	
100160-010	DEFENSE ACTIVITY FOR NON-TRADITIONAL EDUCATION SUPP	WARGO, J.	58,991	13,871	-	-	72,861	7,286	-	80,148	TRAD	
100568-010	DEFENSE ACTIVITY FOR NON-TRADITIONAL EDUCATION SUPP	WARGO, J.	133,797	31,232	-	-	165,029	16,503	-	181,532	TRAD	
			192,788	52,603	-	167,302	412,693	23,789	-	436,482	5.76%	
Center for Educational Partnerships												
100358-010	* U.S. DEPARTMENT OF EDUCATION	ARNOLD, P.	74,195	29,117	-	1,123,667	1,226,978	54,755	-	1,281,734	TRAD	
200134-010	* NEWPORT NEWS PUBLIC SCHOOLS	ARNOLD, P.	-	-	-	11,099	11,099	-	-	11,099	TRAD	
200185-010	* NORFOLK PUBLIC SCHOOLS	ARNOLD, P.	2,798	35	-	-	2,833	227	-	3,060	TRAD	
200210-010	* NEWPORT NEWS PUBLIC SCHOOLS	ARNOLD, P.	4,676	-	-	-	4,676	-	-	4,676	TRAD	
200213-010	* CHESAPEAKE PUBLIC SCHOOLS	ARNOLD, P.	6,611	-	-	-	6,611	-	-	6,611	TRAD	
200216-010	VIRGINIA BEACH CITY PUBLIC SCHOOLS	ARNOLD, P.	11,862	137	-	-	11,999	-	-	11,999	TRAD	
100358-010	* U.S. DEPARTMENT OF EDUCATION	CHAPPELL, S.	37,098	14,558	-	561,833	613,489	27,378	-	640,867	TRAD	
200134-010	* NEWPORT NEWS PUBLIC SCHOOLS	CHAPPELL, S.	-	-	-	11,099	11,099	-	-	11,099	TRAD	
200185-010	* NORFOLK PUBLIC SCHOOLS	CHAPPELL, S.	1,599	20	-	-	1,619	130	-	1,748	TRAD	
200210-010	* NEWPORT NEWS PUBLIC SCHOOLS	CHAPPELL, S.	1,680	-	-	-	1,680	-	-	1,680	TRAD	
200213-010	* CHESAPEAKE PUBLIC SCHOOLS	CHAPPELL, S.	2,454	-	-	-	2,454	-	-	2,454	TRAD	
300357-010	* JOHNS-HOPKINS UNIVERSITY	CHAPPELL, S.	17,791	1,954	-	-	19,745	10,465	-	30,210	TRAD	
100244-010	NATIONAL SCIENCE FOUNDATION	GARNER, J.	10,926	2,252	-	-	13,178	3,426	-	16,604	TRAD	
100477-010	* NATIONAL OCEANIC AND ATMOSPHERIC ADMINISTRATION	GARNER, J.	2,200	244	-	450	2,894	611	-	3,505	TRAD	
200003-010	PRINCE WILLIAM COUNTY PUBLIC SCHOOLS	GARNER, J.	5,098	224	-	-	5,322	-	-	5,322	TRAD	
200134-010	* NEWPORT NEWS PUBLIC SCHOOLS	GARNER, J.	-	-	-	22,199	22,199	-	-	22,199	TRAD	
200183-010	* OLD DOMINION UNIVERSITY	GARNER, J.	20,676	9,295	-	-	29,972	2,398	-	32,370	TRAD	
200183-020	* OLD DOMINION UNIVERSITY	GARNER, J.	14,710	2,469	-	-	17,179	1,374	-	18,553	TRAD	
200188-010	* OLD DOMINION UNIVERSITY	GARNER, J.	6,523	248	-	3,758	10,530	542	-	11,072	TRAD	
200188-020	* OLD DOMINION UNIVERSITY	GARNER, J.	-	655	-	1,026	1,681	52	-	1,733	TRAD	
200188-030	* OLD DOMINION UNIVERSITY	GARNER, J.	3,694	-	-	-	3,694	296	-	3,989	TRAD	
200210-010	* NEWPORT NEWS PUBLIC SCHOOLS	GARNER, J.	840	-	-	-	840	-	-	840	TRAD	
200213-010	* CHESAPEAKE PUBLIC SCHOOLS	GARNER, J.	1,227	-	-	-	1,227	-	-	1,227	TRAD	
200219-010	* PORTSMOUTH PUBLIC SCHOOLS	GARNER, J.	2,596	-	-	-	2,596	208	-	2,804	TRAD	
300133-010	* OLD DOMINION UNIVERSITY	GARNER, J.	-	(459)	-	-	(459)	(37)	-	(496)	TRAD	
300284-010	* OLD DOMINION UNIVERSITY	GARNER, J.	9,498	43,396	-	20,834	73,728	3,848	-	77,576	TRAD	
200188-010	* OLD DOMINION UNIVERSITY	LONEY, M.	26,093	993	-	15,034	42,120	2,167	-	44,286	TRAD	
200188-020	* OLD DOMINION UNIVERSITY	LONEY, M.	-	655	-	1,026	1,681	52	-	1,733	TRAD	
200188-030	* OLD DOMINION UNIVERSITY	LONEY, M.	3,694	-	-	-	3,694	296	-	3,989	TRAD	
200219-010	* PORTSMOUTH PUBLIC SCHOOLS	LONEY, M.	1,731	-	-	-	1,731	138	-	1,869	TRAD	

SCHEDULE 4
OLD DOMINION UNIVERSITY RESEARCH FOUNDATION
SPONSORED PROGRAM ACTIVITY BY INDIVIDUAL PROJECT
(MEASURED BY EXPENDITURES INCURRED)

FOR FISCAL YEAR 2016

PROJECT NUMBER	SPONSORING AGENCY	PRINCIPAL INVESTIGATOR / PROJECT DIRECTOR	PROJECT DIRECT COST				PROJECT IDC AND FEES			TOTAL PROJECT COSTS	EFFECTIVE INDIRECT COST RATE	CENTER
			PERSONNEL AND FRINGE BENEFITS	SUPPLIES, CONTRACTUAL, GENERAL, & TRAVEL	EQUIPMENT	SUBCONTRACTS, CONSTRUCTION, TUITION & OTHER	TOTAL DIRECT COSTS	REIMBURSED INDIRECT COSTS	TOTAL SPECIAL FEES			
100358-010	* U.S. DEPARTMENT OF EDUCATION	NUNNERY, J.	166,804	67,417	-	2,523,173	2,757,393	124,137	-	2,881,530	TRAD	
200134-010	* NEWPORT NEWS PUBLIC SCHOOLS	NUNNERY, J.	-	-	-	11,099	11,099	-	-	11,099	TRAD	
200185-010	* NORFOLK PUBLIC SCHOOLS	NUNNERY, J.	2,798	35	-	-	2,833	227	-	3,060	TRAD	
200188-020	* OLD DOMINION UNIVERSITY	NUNNERY, J.	-	437	-	684	1,121	35	-	1,156	TRAD	
200188-030	* OLD DOMINION UNIVERSITY	NUNNERY, J.	2,463	-	-	-	2,463	197	-	2,660	TRAD	
200210-010	* NEWPORT NEWS PUBLIC SCHOOLS	NUNNERY, J.	840	-	-	-	840	-	-	840	TRAD	
200213-010	* CHESAPEAKE PUBLIC SCHOOLS	NUNNERY, J.	1,227	-	-	-	1,227	-	-	1,227	TRAD	
300357-010	* JOHNS-HOPKINS UNIVERSITY	NUNNERY, J.	7,625	837	-	-	8,462	4,485	-	12,947	TRAD	
200185-010	* NORFOLK PUBLIC SCHOOLS	PERRY, T.	799	10	-	-	809	65	-	874	TRAD	
200188-010	* OLD DOMINION UNIVERSITY	PERRY, T.	4,349	165	-	2,506	7,020	361	-	7,381	TRAD	
200188-020	* OLD DOMINION UNIVERSITY	PERRY, T.	-	437	-	684	1,121	35	-	1,156	TRAD	
200188-030	* OLD DOMINION UNIVERSITY	PERRY, T.	2,463	-	-	-	2,463	197	-	2,660	TRAD	
			459,637	175,131	-	4,310,171	4,944,938	238,064	-	5,183,002	4.81%	
Communication Disorders and Special Education												
100366-010	* U.S. DEPARTMENT OF EDUCATION	BAKER, C.	2,140	199	-	6,264	8,603	187	-	8,790	TRAD	
300004-010	* GEORGE MASON UNIVERSITY	BAKER, C.	-	1,273	-	-	1,273	102	-	1,375	TRAD	
100559-010	* U.S. DEPARTMENT OF EDUCATION	BOBZIEN, J.	8,013	-	-	32,989	41,002	641	-	41,643	TRAD	
300314-010	* GEORGE MASON UNIVERSITY	BOBZIEN, J.	2,386	-	-	-	2,386	191	-	2,577	TRAD	
100367-010	* U.S. DEPARTMENT OF EDUCATION	BUTLER, C.	2,762	2,495	-	-	5,258	421	-	5,678	TRAD	
400242-010	ORGANIZATION FOR AUTISM RESEARCH	CHEZAN, L.	9,833	4,135	-	-	13,968	-	-	13,968	TRAD	
200153-010	OLD DOMINION UNIVERSITY	GABLE, R.	323	43,158	-	-	43,481	3,479	-	46,960	TRAD	
200169-010	OLD DOMINION UNIVERSITY	GABLE, R.	140,424	55,593	-	-	196,016	15,681	-	211,698	TRAD	
200170-010	OLD DOMINION UNIVERSITY	GABLE, R.	351,915	120,825	-	23,633	496,373	37,819	-	534,192	TRAD	
200170-020	OLD DOMINION UNIVERSITY	GABLE, R.	229,361	49,145	-	-	278,506	22,281	-	300,787	TRAD	
200179-010	* OLD DOMINION UNIVERSITY	GABLE, R.	21,692	-	-	-	21,692	1,735	-	23,428	TRAD	
300004-010	* GEORGE MASON UNIVERSITY	GABLE, R.	-	1,273	-	-	1,273	102	-	1,375	TRAD	
300135-010	* OLD DOMINION UNIVERSITY	GABLE, R.	32,464	192,061	-	-	224,525	17,962	-	242,487	TRAD	
300149-010	* OLD DOMINION UNIVERSITY	GABLE, R.	-	-	-	(314)	(314)	-	-	(314)	TRAD	
300155-010	* OLD DOMINION UNIVERSITY	GABLE, R.	7,429	9,726	-	3,412	20,567	1,372	-	21,939	TRAD	
300155-012	* OLD DOMINION UNIVERSITY	GABLE, R.	181	49,363	9,515	0	59,059	3,963	-	63,023	TRAD	
300155-013	* OLD DOMINION UNIVERSITY	GABLE, R.	4,330	10,439	-	(0)	14,769	1,181	-	15,950	TRAD	
300314-010	* GEORGE MASON UNIVERSITY	GABLE, R.	2,386	-	-	-	2,386	191	-	2,577	TRAD	
300325-010	* OLD DOMINION UNIVERSITY	GABLE, R.	184	37,384	-	(0)	37,569	3,005	-	40,574	TRAD	
300333-010	* OLD DOMINION UNIVERSITY	GABLE, R.	12,420	1,329	-	-	13,749	1,100	-	14,849	TRAD	
300338-010	* OLD DOMINION UNIVERSITY	GABLE, R.	222,509	53	-	-	222,561	17,805	-	240,366	TRAD	
300338-020	* OLD DOMINION UNIVERSITY	GABLE, R.	59,730	-	-	-	59,730	4,778	-	64,509	TRAD	
300339-010	* OLD DOMINION UNIVERSITY	GABLE, R.	114,294	-	-	-	114,294	9,144	-	123,438	TRAD	
300346-010	* OLD DOMINION UNIVERSITY	GABLE, R.	19,203	1,454	-	40,174	60,832	-	-	60,832	TRAD	
300351-010	* OLD DOMINION UNIVERSITY	GABLE, R.	91,265	142,561	-	-	233,825	18,706	-	252,531	TRAD	
300354-010	* OLD DOMINION UNIVERSITY	GABLE, R.	35,203	2,382	-	-	37,585	3,007	-	40,591	TRAD	
300356-010	* OLD DOMINION UNIVERSITY	GABLE, R.	11,836	202	-	-	12,037	963	-	13,000	TRAD	
300382-010	OLD DOMINION UNIVERSITY	GABLE, R.	-	8,757	-	-	8,757	701	-	9,457	TRAD	

SCHEDULE 4
OLD DOMINION UNIVERSITY RESEARCH FOUNDATION
SPONSORED PROGRAM ACTIVITY BY INDIVIDUAL PROJECT
(MEASURED BY EXPENDITURES INCURRED)

FOR FISCAL YEAR 2016

PROJECT NUMBER	SPONSORING AGENCY	PRINCIPAL INVESTIGATOR / PROJECT DIRECTOR	PROJECT DIRECT COST				PROJECT IDC AND FEES			TOTAL PROJECT COSTS	EFFECTIVE INDIRECT COST RATE	CENTER
			PERSONNEL AND FRINGE BENEFITS	SUPPLIES, CONTRACTUAL, GENERAL, & TRAVEL	EQUIPMENT	SUBCONTRACTS, CONSTRUCTION, TUITION & OTHER	TOTAL DIRECT COSTS	REIMBURSED INDIRECT COSTS	TOTAL SPECIAL FEES			
100367-010	* U.S. DEPARTMENT OF EDUCATION	GEAR, S.	2,762	2,495	-	-	5,258	421	-	5,678	TRAD	
100559-010	* U.S. DEPARTMENT OF EDUCATION	GEAR, S.	8,256	-	-	33,988	42,245	660	-	42,905	TRAD	
100366-010	* U.S. DEPARTMENT OF EDUCATION	HESTER, PEGGY	19,262	1,795	-	56,373	77,430	1,685	-	79,114	TRAD	
100559-010	* U.S. DEPARTMENT OF EDUCATION	HESTER, PEGGY	8,013	-	-	32,989	41,002	641	-	41,643	TRAD	
100367-010	* U.S. DEPARTMENT OF EDUCATION	JUDGE, S.	4,489	4,055	-	-	8,544	683	-	9,227	TRAD	
300346-010	* OLD DOMINION UNIVERSITY	MAYDOSZ, A.	19,203	1,454	-	40,174	60,832	-	-	60,832	TRAD	
300354-010	* OLD DOMINION UNIVERSITY	MAYDOSZ, A.	11,734	794	-	-	12,528	1,002	-	13,530	TRAD	
100367-010	* U.S. DEPARTMENT OF EDUCATION	RAYMER, S.	1,036	936	-	-	1,972	158	-	2,129	TRAD	
100478-010	* U.S. DEPARTMENT OF HEALTH AND HUMAN SERVICES	RICHEL, C.	11,526	1,113	-	3,624	16,263	1,011	-	17,274	TRAD	
200179-010	* OLD DOMINION UNIVERSITY	TONELSON, S.	21,692	-	-	-	21,692	1,735	-	23,428	TRAD	
300004-010	* GEORGE MASON UNIVERSITY	TONELSON, S.	-	2,546	-	-	2,546	204	-	2,750	TRAD	
300135-010	* OLD DOMINION UNIVERSITY	TONELSON, S.	32,464	192,061	-	-	224,525	17,962	-	242,487	TRAD	
300149-010	* OLD DOMINION UNIVERSITY	TONELSON, S.	-	-	-	(314)	(314)	-	-	(314)	TRAD	
300155-010	* OLD DOMINION UNIVERSITY	TONELSON, S.	7,429	9,726	-	3,412	20,567	1,372	-	21,939	TRAD	
300155-012	* OLD DOMINION UNIVERSITY	TONELSON, S.	181	49,363	9,515	0	59,059	3,963	-	63,023	TRAD	
300155-013	* OLD DOMINION UNIVERSITY	TONELSON, S.	4,330	10,439	-	(0)	14,769	1,181	-	15,950	TRAD	
300306-010	* GEORGE MASON UNIVERSITY	TONELSON, S.	10,705	1,432	-	-	12,136	971	-	13,107	TRAD	
300313-010	GEORGE MASON UNIVERSITY	TONELSON, S.	8,422	1,641	-	8,211	18,274	805	-	19,079	TRAD	
300313-020	GEORGE MASON UNIVERSITY	TONELSON, S.	-	7,622	-	-	7,622	610	-	8,232	TRAD	
300314-010	* GEORGE MASON UNIVERSITY	TONELSON, S.	4,772	-	-	-	4,772	382	-	5,154	TRAD	
300314-020	GEORGE MASON UNIVERSITY	TONELSON, S.	-	4,923	-	-	4,923	394	-	5,316	TRAD	
300325-010	* OLD DOMINION UNIVERSITY	TONELSON, S.	184	37,384	-	(0)	37,569	3,005	-	40,574	TRAD	
300333-010	* OLD DOMINION UNIVERSITY	TONELSON, S.	34,777	3,721	-	-	38,498	3,080	-	41,578	TRAD	
300338-010	* OLD DOMINION UNIVERSITY	TONELSON, S.	222,509	53	-	-	222,561	17,805	-	240,366	TRAD	
300338-020	* OLD DOMINION UNIVERSITY	TONELSON, S.	59,730	-	-	-	59,730	4,778	-	64,509	TRAD	
300339-010	* OLD DOMINION UNIVERSITY	TONELSON, S.	114,294	-	-	-	114,294	9,144	-	123,438	TRAD	
300346-010	* OLD DOMINION UNIVERSITY	TONELSON, S.	19,203	1,454	-	40,174	60,832	-	-	60,832	TRAD	
300351-010	* OLD DOMINION UNIVERSITY	TONELSON, S.	4,780	1,851	-	-	6,631	530	-	7,161	TRAD	
300354-010	* OLD DOMINION UNIVERSITY	TONELSON, S.	11,734	794	-	-	12,528	1,002	-	13,530	TRAD	
300356-010	* OLD DOMINION UNIVERSITY	TONELSON, S.	12,194	208	-	-	12,402	992	-	13,394	TRAD	
300362-010	GEORGE MASON UNIVERSITY	TONELSON, S.	1,678	322	-	2,088	4,088	160	-	4,248	TRAD	
300363-010	GEORGE MASON UNIVERSITY	TONELSON, S.	1,007	-	-	-	1,007	81	-	1,088	TRAD	
300368-010	GEORGE MASON UNIVERSITY	TONELSON, S.	-	96	-	6,434	6,530	8	-	6,538	TRAD	
			2,040,653	1,072,083	19,031	333,312	3,465,081	242,945	-	3,708,022	7.01%	

SCHEDULE 4
OLD DOMINION UNIVERSITY RESEARCH FOUNDATION
SPONSORED PROGRAM ACTIVITY BY INDIVIDUAL PROJECT
(MEASURED BY EXPENDITURES INCURRED)

FOR FISCAL YEAR 2016

PROJECT NUMBER	SPONSORING AGENCY	PRINCIPAL INVESTIGATOR / PROJECT DIRECTOR	PROJECT DIRECT COST				PROJECT IDC AND FEES			TOTAL PROJECT COSTS	EFFECTIVE INDIRECT COST RATE	CENTER
			PERSONNEL AND FRINGE BENEFITS	SUPPLIES, CONTRACTUAL, GENERAL, & TRAVEL	EQUIPMENT	SUBCONTRACTS, CONSTRUCTION, TUITION & OTHER	TOTAL DIRECT COSTS	REIMBURSED INDIRECT COSTS	TOTAL SPECIAL FEES			
Counseling and Human Services												
200122-010	* CITY OF VIRGINIA BEACH	CRAIGEN, L.	3,730	-	-	-	3,730	-	-	3,730		TRAD
100478-010	* U.S. DEPARTMENT OF HEALTH AND HUMAN SERVICES	JOHNSON, K.	11,526	1,113	-	3,624	16,263	1,011	-	17,274		TRAD
100372-010	* U.S. DEPARTMENT OF HEALTH AND HUMAN SERVICES	JOHNSON, K.	1,700	21	-	-	1,720	138	-	1,858		TRAD
400283-010	AMERICAN PSYCHOLOGICAL FOUNDATION	KEMER, G.	-	647	-	-	647	-	-	647		TRAD
200122-010	* CITY OF VIRGINIA BEACH	LEIVINGSTON, K.	5,595	-	-	-	5,595	-	-	5,595		TRAD
100591-010	* NATIONAL SECURITY AGENCY	MILLIKEN, T.	581	949	-	931	2,461	994	-	3,455		TRAD
300349-011	* EASTERN VIRGINIA MEDICAL SCHOOL	REHFUSS, M.	3,529	-	-	-	3,529	282	-	3,812		TRAD
300349-010	EASTERN VIRGINIA MEDICAL SCHOOL	REHFUSS, M.	25,278	-	-	8,640	33,918	2,022	-	35,940		TRAD
			51,939	2,729	-	13,195	67,863	4,448	-	72,310	6.55%	
Educational Foundations and Leadership												
100358-010	* U.S. DEPARTMENT OF EDUCATION	BOL, L.	37,098	14,558	-	561,833	613,489	27,378	-	640,867		TRAD
200188-020	* OLD DOMINION UNIVERSITY	BOL, L.	-	218	-	342	560	17	-	578		TRAD
200188-030	* OLD DOMINION UNIVERSITY	BOL, L.	1,231	-	-	-	1,231	99	-	1,330		TRAD
200210-010	* NEWPORT NEWS PUBLIC SCHOOLS	ESQUEDA, M.	363	-	-	-	363	-	-	363		TRAD
200213-010	* CHESAPEAKE PUBLIC SCHOOLS	ESQUEDA, M.	750	-	-	-	750	-	-	750		TRAD
400248-010	ORGANIZATION FOR AUTISM RESEARCH	GLASS, C.	-	321	-	-	321	-	-	321		TRAD
100422-010	* U.S. DEPARTMENT OF JUSTICE	GREGORY, D.	49,556	25,035	-	6,829	81,421	-	-	81,421		TRAD
200162-010	* STATE COUNCIL FOR HIGHER EDUCATION IN VA (SCHEV)	MYRAN, S.	2,113	636	-	900	3,649	220	-	3,869		TRAD
300294-010	TEMPLE UNIVERSITY	PEREZ, A.	31,498	2,818	-	7,086	41,401	18,187	-	59,589		TRAD
200188-020	* OLD DOMINION UNIVERSITY	PRIBESH, S.	-	218	-	342	560	17	-	578		TRAD
200188-030	* OLD DOMINION UNIVERSITY	PRIBESH, S.	1,231	-	-	-	1,231	99	-	1,330		TRAD
200162-010	* STATE COUNCIL FOR HIGHER EDUCATION IN VA (SCHEV)	SANZO, K.	2,113	636	-	900	3,649	220	-	3,869		TRAD
100367-010	* U.S. DEPARTMENT OF EDUCATION	SCRIBNER, J.	1,036	936	-	-	1,972	158	-	2,129		TRAD
200162-010	* STATE COUNCIL FOR HIGHER EDUCATION IN VA (SCHEV)	SCRIBNER, J.	2,113	636	-	900	3,649	220	-	3,869		TRAD
200162-010	* STATE COUNCIL FOR HIGHER EDUCATION IN VA (SCHEV)	SUTHERLAND, I.	8,452	2,543	-	3,600	14,595	880	-	15,474		TRAD
			137,555	48,555	-	582,732	768,844	47,496	-	816,336	6.18%	
Human Movement Sciences												
400251-010	* HAMPTON ROADS SPORTS COMMISSION	CASE, R.	1,076	718	-	-	1,793	-	-	1,793		TRAD
400056-010	* AMERICAN DIABETES ASSOCIATION	COLBERG-OCHS, S.	21,923	1,285	-	3,425	26,633	3,481	-	30,114		TRAD
400251-010	* HAMPTON ROADS SPORTS COMMISSION	LYONS, A.	1,076	718	-	-	1,793	-	-	1,793		TRAD
300002-010	OLD DOMINION UNIVERSITY	MORRISON, S.	2,077	150	-	-	2,227	-	-	2,227		TRAD
400251-010	* HAMPTON ROADS SPORTS COMMISSION	REAMS, L.	1,076	718	-	-	1,793	-	-	1,793		TRAD
400251-010	* HAMPTON ROADS SPORTS COMMISSION	RIDINGER, L.	1,076	718	-	-	1,793	-	-	1,793		TRAD
400251-010	* HAMPTON ROADS SPORTS COMMISSION	SHAPIRO, S.	1,076	718	-	-	1,793	-	-	1,793		TRAD
			29,378	5,023	-	3,425	37,826	3,481	-	41,308	9.20%	

SCHEDULE 4
OLD DOMINION UNIVERSITY RESEARCH FOUNDATION
SPONSORED PROGRAM ACTIVITY BY INDIVIDUAL PROJECT
(MEASURED BY EXPENDITURES INCURRED)

FOR FISCAL YEAR 2016

PROJECT NUMBER	SPONSORING AGENCY	PRINCIPAL INVESTIGATOR / PROJECT DIRECTOR	PROJECT DIRECT COST				PROJECT IDC AND FEES			TOTAL PROJECT COSTS	EFFECTIVE INDIRECT COST RATE	CENTER
			PERSONNEL AND FRINGE BENEFITS	SUPPLIES, CONTRACTUAL, GENERAL, & TRAVEL	EQUIPMENT	SUBCONTRACTS, CONSTRUCTION, TUITION & OTHER	TOTAL DIRECT COSTS	REIMBURSED INDIRECT COSTS	TOTAL SPECIAL FEES			
STEM Education and Professional Studies												
100247-010	* NATIONAL SCIENCE FOUNDATION	ADCOCK, A.	4,664	603	-	-	5,266	2,791	-	8,057	TRAD	
100252-010	* NATIONAL SCIENCE FOUNDATION	BURGIN, S.	3,752	5,127	-	696	9,575	4,706	-	14,281	TRAD	
100367-010	* U.S. DEPARTMENT OF EDUCATION	BURGIN, S.	2,762	2,495	-	-	5,258	421	-	5,678	TRAD	
200173-010	* VA DEPARTMENT OF REHABILITATIVE SERVICES	DAVIS, S.	14,135	4,429	-	-	18,564	-	-	18,564	TRAD	
200207-010	* VA DEPARTMENT OF REHABILITATIVE SERVICES	DAVIS, S.	4,722	537	-	-	5,258	-	-	5,258	TRAD	
100477-010	* NATIONAL OCEANIC AND ATMOSPHERIC ADMINISTRATION	DICKERSON, D.	14,602	1,710	-	3,150	19,462	4,078	-	23,540	TRAD	
100539-010	* NATIONAL SCIENCE FOUNDATION	DICKERSON, D.	3,799	-	-	-	3,799	2,013	-	5,812	TRAD	
200183-010	* OLD DOMINION UNIVERSITY	DICKERSON, D.	2,520	816	-	1,123	4,459	267	-	4,726	TRAD	
200183-020	* OLD DOMINION UNIVERSITY	DICKERSON, D.	2,536	865	-	(1,123)	2,277	272	-	2,549	TRAD	
300284-010	* OLD DOMINION UNIVERSITY	DICKERSON, D.	1,357	6,199	-	2,976	10,533	550	-	11,082	TRAD	
200162-010	* STATE COUNCIL FOR HIGHER EDUCATION IN VA (SCHEV)	ENDERSON, M.	3,169	954	-	1,350	5,473	330	-	5,803	TRAD	
200177-010	* OLD DOMINION UNIVERSITY	ENDERSON, M.	60,359	27,154	-	1,471	88,984	4,376	-	93,359	TRAD	
300143-020	* OLD DOMINION UNIVERSITY	ENDERSON, M.	1,598	2,074	-	3,350	7,021	184	-	7,205	TRAD	
300143-040	* OLD DOMINION UNIVERSITY	ENDERSON, M.	13,187	-	-	-	13,187	659	-	13,846	TRAD	
100358-010	* U.S. DEPARTMENT OF EDUCATION	GRANT, M.	37,098	14,558	-	561,833	613,489	27,378	-	640,867	TRAD	
100591-010	* NATIONAL SECURITY AGENCY	GRANT, M.	581	949	-	931	2,461	994	-	3,455	TRAD	
100231-010	* NATIONAL SCIENCE FOUNDATION	KATSIOLOUDIS, P.	2,655	898	-	-	3,552	1,883	-	5,435	TRAD	
100477-010	* NATIONAL OCEANIC AND ATMOSPHERIC ADMINISTRATION	KATSIOLOUDIS, P.	2,200	244	-	450	2,894	611	-	3,505	TRAD	
300361-010	* TIDEWATER COMMUNITY COLLEGE	KATSIOLOUDIS, P.	14,855	3,914	-	-	18,769	10,323	-	29,092	TRAD	
200173-010	* VA DEPARTMENT OF REHABILITATIVE SERVICES	KOSLOSKI, M.	14,135	4,429	-	-	18,564	-	-	18,564	TRAD	
200207-010	* VA DEPARTMENT OF REHABILITATIVE SERVICES	KOSLOSKI, M.	37,122	3,014	-	-	40,136	-	-	40,136	TRAD	
100358-010	* U.S. DEPARTMENT OF EDUCATION	MORRISON, G.	18,684	5,375	-	285,994	310,053	12,751	-	322,804	TRAD	
100367-010	* U.S. DEPARTMENT OF EDUCATION	POND, L.	2,762	2,495	-	-	5,258	421	-	5,678	TRAD	
400149-030	* OPPORTUNITY, INC.	REED, P.	3,184	85	-	56	3,325	327	-	3,652	TRAD	
400149-020	* OPPORTUNITY, INC.	REED, P.	-	(53)	-	-	(53)	(5)	-	(58)	VMASC	
100192-010	* NATIONAL SCIENCE FOUNDATION	RITZ, J.	611	10,690	-	3,526	14,826	5,650	-	20,476	TRAD	
300030-011	* VA SPACE GRANT CONSORTIUM	TOMOVIC, C.	2,517	8,751	-	537	11,805	-	-	11,805	TRAD	
100070-010	* ARMY CORPS OF ENGINEERS--NORFOLK DISTRICT	WATSON, G.	-	-	-	97	97	49	-	146	TRAD	
100072-010	* ARMY MEDICAL RESEARCH AND MATERIALS COMMAND	WATSON, G.	-	954	-	-	954	573	-	1,527	TRAD	
100367-010	* U.S. DEPARTMENT OF EDUCATION	WATSON, G.	1,036	936	-	-	1,972	158	-	2,129	TRAD	
400149-020	* OPPORTUNITY, INC.	WATSON, G.	-	(53)	-	-	(53)	(5)	-	(58)	TRAD	
400149-030	* OPPORTUNITY, INC.	WATSON, G.	3,184	85	-	56	3,325	327	-	3,652	TRAD	
			273,784	110,232	-	866,474	1,250,496	82,083	-	1,332,568	6.56%	

SCHEDULE 4
OLD DOMINION UNIVERSITY RESEARCH FOUNDATION
SPONSORED PROGRAM ACTIVITY BY INDIVIDUAL PROJECT
(MEASURED BY EXPENDITURES INCURRED)

FOR FISCAL YEAR 2016

PROJECT NUMBER	SPONSORING AGENCY	PRINCIPAL INVESTIGATOR / PROJECT DIRECTOR	PROJECT DIRECT COST				PROJECT IDC AND FEES			TOTAL PROJECT COSTS	EFFECTIVE INDIRECT COST RATE	CENTER
			PERSONNEL AND FRINGE BENEFITS	SUPPLIES, CONTRACTUAL, GENERAL, & TRAVEL	EQUIPMENT	SUBCONTRACTS, CONSTRUCTION, TUITION & OTHER	TOTAL DIRECT COSTS	REIMBURSED INDIRECT COSTS	TOTAL SPECIAL FEES			
Teaching and Learning												
200163-010	* STATE COUNCIL FOR HIGHER EDUCATION IN VA (SCHEV)	BUTLER, B.	2,736	1,220	-	575	4,531	142	-	4,673	TRAD	
200163-010	* STATE COUNCIL FOR HIGHER EDUCATION IN VA (SCHEV)	COLWELL, J.	2,736	1,220	-	575	4,531	142	-	4,673	TRAD	
400217-010	INTERNATIONAL SOCIETY FOR TECHNOLOGY IN EDUCATION	CROMPTON, H.	8,289	-	-	157	8,446	676	-	9,122	TRAD	
100437-010	* INSTITUTE OF MUSEUM AND LIBRARY SERVICES	DICKINSON, G.	7,577	4,256	-	23,244	35,078	6,272	-	41,349	TRAD	
100498-010	* INSTITUTE OF MUSEUM AND LIBRARY SERVICES	DICKINSON, G.	7,206	12,685	-	26,475	46,366	1,591	-	47,957	TRAD	
300360-010	* OLD DOMINION UNIVERSITY	DICKINSON, G.	-	2,500	-	55,767	58,267	-	-	58,267	TRAD	
100437-010	* INSTITUTE OF MUSEUM AND LIBRARY SERVICES	DOLL, C.	7,577	4,256	-	23,244	35,078	6,272	-	41,349	TRAD	
100367-010	* U.S. DEPARTMENT OF EDUCATION	FLEENER, C.	2,762	2,495	-	-	5,258	421	-	5,678	TRAD	
100498-010	* INSTITUTE OF MUSEUM AND LIBRARY SERVICES	HOWARD, J.	7,206	12,685	-	26,475	46,366	1,591	-	47,957	TRAD	
100489-010	NATIONAL SCIENCE FOUNDATION	KIDD, J.	26,047	5,851	-	7,084	38,982	16,906	-	55,888	TRAD	
100437-010	* INSTITUTE OF MUSEUM AND LIBRARY SERVICES	KIMMEL, S.	7,807	4,385	-	23,949	36,141	6,462	-	42,602	TRAD	
500206-010	NATIONAL WRITING PROJECT CORPORATION	LEE, L.	4,590	1,985	-	-	6,575	604	-	7,180	TRAD	
100367-010	* U.S. DEPARTMENT OF EDUCATION	SOMMERFELDT, J.	2,762	2,495	-	-	5,258	421	-	5,678	TRAD	
100230-010	* NATIONAL SCIENCE FOUNDATION	SUH, Y	2,342	1,709	-	-	4,051	2,147	-	6,198	TRAD	
100497-010	NATIONAL ENDOWMENT FOR THE HUMANITIES	SUH, Y.	12,829	16,693	-	104,753	134,275	7,676	-	141,950	TRAD	
			102,466	74,437	-	292,299	469,205	51,325	-	520,525	10.94%	
EDUCATION TOTAL			\$ 3,288,198	\$ 1,540,793	\$ 19,031	\$ 6,568,909	\$ 11,416,932	\$ 693,621	\$ -	\$ 12,110,552	6.08%	

SCHEDULE 4
OLD DOMINION UNIVERSITY RESEARCH FOUNDATION
SPONSORED PROGRAM ACTIVITY BY INDIVIDUAL PROJECT
(MEASURED BY EXPENDITURES INCURRED)
FOR FISCAL YEAR 2016

PROJECT NUMBER	SPONSORING AGENCY	PRINCIPAL INVESTIGATOR / PROJECT DIRECTOR	PROJECT DIRECT COST				PROJECT IDC AND FEES			TOTAL PROJECT COSTS	EFFECTIVE INDIRECT COST RATE	CENTER
			PERSONNEL AND FRINGE BENEFITS	SUPPLIES, CONTRACTUAL, GENERAL, & TRAVEL	EQUIPMENT	SUBCONTRACTS, CONSTRUCTION, TUITION & OTHER	TOTAL DIRECT COSTS	REIMBURSED INDIRECT COSTS	TOTAL SPECIAL FEES			
ENGINEERING AND TECHNOLOGY												
Dean's Office												
100538-010	* OFFICE OF NAVAL RESEARCH	DEAN, A.	42,477	7,557	1,170	4,367	55,571	32,522	-	88,094	TRAD	
100256-010	* NATIONAL SCIENCE FOUNDATION	DHALI, S.	1,480	91	-	18,405	19,975	832	-	20,808	TRAD	
300248-010	* HAMPTON UNIVERSITY	DHALI, S.	-	-	-	1,097	1,097	307	-	1,404	TRAD	
500153-010	* DOMINION RESOURCES SERVICES, INC.	DHALI, S.	21,678	13,261	10,032	-	44,971	18,518	-	63,489	TRAD	
500238-010	* NON-DISCLOSED SPONSORS	DHALI, S.	8,226	391	-	-	8,617	4,567	-	13,184	TRAD	
100241-010	NATIONAL SCIENCE FOUNDATION	VAHALA, L.	4,314	2,365	-	-	6,679	3,540	-	10,219	TRAD	
100390-020	U.S. DEPARTMENT OF ENERGY	VAHALA, L.	(44)	-	-	-	(44)	(22)	-	(67)	TRAD	
100538-010	* OFFICE OF NAVAL RESEARCH	VAHALA, L.	14,159	2,519	390	1,456	18,524	10,841	-	29,365	TRAD	
300280-010	COLLEGE OF WILLIAM AND MARY	VAHALA, L.	27,278	2,869	10,578	-	40,725	15,978	-	56,703	TRAD	
400271-001	NATIONAL INSTITUTE OF AEROSPACE ASSOCIATES (NIA)	VAHALA, L.	4,921	600	-	-	5,521	1,435	-	6,956	TRAD	
			124,488	29,654	22,170	25,324	201,637	88,518	-	290,154	43.90%	
Civil and Environmental Engineering												
200066-010	CENTER FOR INNOVATIVE TECHNOLOGY	CETIN, M.	25,212	19,275	-	-	44,486	13,346	-	57,832	TRAD	
200208-010	* VA DEPARTMENT OF TRANSPORTATION	CETIN, M.	26,209	1,986	-	-	28,195	7,331	-	35,526	TRAD	
300234-010	* UNIVERSITY OF IDAHO	CETIN, M.	152	536	-	-	688	365	-	1,053	TRAD	
300234-014	UNIVERSITY OF IDAHO	CETIN, M.	2,019	-	-	-	2,019	1,070	-	3,089	TRAD	
300234-017	* UNIVERSITY OF IDAHO	CETIN, M.	3,102	(1)	-	-	3,101	1,644	-	4,745	TRAD	
300234-018	* UNIVERSITY OF IDAHO	CETIN, M.	5,063	-	-	-	5,063	2,684	-	7,747	TRAD	
300234-070	* UNIVERSITY OF IDAHO	CETIN, M.	22,622	1,316	-	21,773	45,711	12,687	-	58,398	TRAD	
300258-010	* UNIVERSITY OF MARYLAND	CETIN, M.	35,143	2,186	-	-	37,328	19,784	-	57,112	TRAD	
300305-010	* UNIVERSITY OF VIRGINIA	CETIN, M.	44,618	5,403	-	-	50,021	26,511	-	76,532	TRAD	
300305-011	* UNIVERSITY OF VIRGINIA	CETIN, M.	23,634	1,228	-	-	24,862	13,177	-	38,039	TRAD	
300305-012	* UNIVERSITY OF VIRGINIA	CETIN, M.	7,687	574	-	-	8,261	4,378	-	12,640	TRAD	
300305-013	* UNIVERSITY OF VIRGINIA	CETIN, M.	3,545	1,500	-	-	5,045	-	-	5,045	TRAD	
600197-010	MYONGJI UNIVERSITY	CHAE, Y.	13,815	2,289	-	19,522	35,626	19,595	-	55,221	TRAD	
300248-010	* HAMPTON UNIVERSITY	ERTEN-UNAL, M.	-	-	-	-	17,552	4,915	-	22,467	TRAD	
100250-010	NATIONAL SCIENCE FOUNDATION	KUMAR, S.	40,524	16,210	-	-	56,734	30,069	-	86,803	TRAD	
100250-020	NATIONAL SCIENCE FOUNDATION	KUMAR, S.	-	(3,000)	-	11,074	8,074	-	-	8,074	TRAD	
100574-010	SANDIA NATIONAL LABORATORIES	KUMAR, S.	5,119	1,931	-	-	7,049	-	-	7,049	TRAD	
200198-010	CITY OF HAMPTON	KUMAR, S.	4,520	-	-	319	4,839	2,661	-	7,500	TRAD	
500138-030	TYTON BIOSCIENCES CORP. LLC	KUMAR, S.	-	-	-	244	244	130	-	373	TRAD	
500141-010	TYTON BIOSCIENCES CORP. LLC	KUMAR, S.	(16,435)	(325)	-	-	(16,760)	(4,358)	-	(21,118)	TRAD	
500141-020	TYTON BIOSCIENCES CORP. LLC	KUMAR, S.	60,186	1,144	-	-	61,329	9,813	-	71,142	TRAD	
500197-010	FIBERIGHT, LLC	KUMAR, S.	-	14	-	-	14	8	-	22	TRAD	
100245-010	NATIONAL SCIENCE FOUNDATION	MA, G.	40,453	3,621	-	-	44,075	23,360	-	67,434	TRAD	
100544-010	NATIONAL SCIENCE FOUNDATION	MA, G.	-	1,871	-	-	1,871	992	-	2,863	TRAD	
200208-010	* VA DEPARTMENT OF TRANSPORTATION	PALETI, R.	26,209	1,986	-	-	28,195	7,331	-	35,526	TRAD	
300305-010	* UNIVERSITY OF VIRGINIA	PALETI, R.	8,924	1,081	-	-	10,004	5,302	-	15,306	TRAD	
300305-011	* UNIVERSITY OF VIRGINIA	PALETI, R.	4,727	246	-	-	4,972	2,635	-	7,608	TRAD	
300305-013	* UNIVERSITY OF VIRGINIA	PALETI, R.	2,363	1,000	-	-	3,363	-	-	3,363	TRAD	
300376-010	UNIVERSITY OF MEMPHIS	PALETI, R.	16,411	-	-	-	16,411	2,462	-	18,872	TRAD	
100580-010	NATIONAL SCIENCE FOUNDATION	STUART, B.	14,879	46,820	-	29,933	91,632	33,935	-	125,567	TRAD	
300181-010	OLD DOMINION UNIVERSITY	WANG, X.	-	-	-	(210)	(210)	-	-	(210)	TRAD	
300378-010	OLD DOMINION UNIVERSITY	WANG, X.	2,826	-	-	-	2,826	-	-	2,826	TRAD	
600194-010	BEIJING J&C REAL ESTATE INVESTMENT CORP, LTD	WANG, X.	10,453	-	-	-	10,453	5,540	-	15,993	TRAD	
			433,977	108,891	-	100,208	643,075	247,364	-	890,440	38.47%	

SCHEDULE 4
OLD DOMINION UNIVERSITY RESEARCH FOUNDATION
SPONSORED PROGRAM ACTIVITY BY INDIVIDUAL PROJECT
(MEASURED BY EXPENDITURES INCURRED)

FOR FISCAL YEAR 2016

PROJECT NUMBER	SPONSORING AGENCY	PRINCIPAL INVESTIGATOR / PROJECT DIRECTOR	PROJECT DIRECT COST				PROJECT IDC AND FEES			TOTAL PROJECT COSTS	EFFECTIVE INDIRECT COST RATE	CENTER
			PERSONNEL AND FRINGE BENEFITS	SUPPLIES, CONTRACTUAL, GENERAL, & TRAVEL	EQUIPMENT	SUBCONTRACTS, CONSTRUCTION, TUITION & OTHER	TOTAL DIRECT COSTS	REIMBURSED INDIRECT COSTS	TOTAL SPECIAL FEES			
Civil and Environmental Engineering - VMASC: Virginia Modeling & Simulation Center												
200152-010	* CITY OF VIRGINIA BEACH	CETIN, M.	29,512	1,360	-	240	31,112	16,362	-	47,474	VMASC	
			29,512	1,360	-	240	31,112	16,362	-	47,474	52.59%	
Electrical and Computer Engineering												
300311-010	ROCHESTER INSTITUTE OF TECHNOLOGY	BAILEY, C.	38,760	9,344	-	-	48,105	25,495	-	73,600	TRAD	
100256-010	* NATIONAL SCIENCE FOUNDATION	CHEN, C.	986	60	-	12,270	13,317	555	-	13,872	TRAD	
400075-010	NATIONAL INSTITUTE OF AEROSPACE ASSOCIATES (NIA)	GONZALEZ, O.	22,216	122	-	1,320	23,658	5,808	-	29,466	TRAD	
400271-003	NATIONAL INSTITUTE OF AEROSPACE ASSOCIATES (NIA)	GONZALEZ, O.	6,527	77	-	-	6,604	1,717	-	8,321	TRAD	
100238-010	NATIONAL SCIENCE FOUNDATION	IFTEKHARUDDIN, K.	63,815	6,332	(2,967)	-	67,181	37,178	-	104,359	TRAD	
100238-011	NATIONAL SCIENCE FOUNDATION	IFTEKHARUDDIN, K.	15,557	-	-	-	15,557	-	-	15,557	TRAD	
100339-010	U.S. PUBLIC HEALTH SERVICE (INCLUDING NIH)	IFTEKHARUDDIN, K.	2,826	-	-	-	2,826	1,498	-	4,325	TRAD	
100499-010	* LANGLEY RESEARCH CENTER	IFTEKHARUDDIN, K.	16,019	336	-	-	16,356	8,668	-	25,024	TRAD	
100594-010	U.S. PUBLIC HEALTH SERVICE (INCLUDING NIH)	IFTEKHARUDDIN, K.	2,132	-	-	-	2,132	1,173	-	3,305	TRAD	
300261-010	OLD DOMINION UNIVERSITY	IFTEKHARUDDIN, K.	1,773	-	-	1,015	2,787	-	-	2,787	TRAD	
300305-012	* UNIVERSITY OF VIRGINIA	IFTEKHARUDDIN, K.	11,530	862	-	-	12,392	6,568	-	18,959	TRAD	
300317-010	* OLD DOMINION UNIVERSITY	IFTEKHARUDDIN, K.	11,076	1,112	-	-	12,188	-	-	12,188	TRAD	
400240-004	COMMONWEALTH CENTER FOR ADVANCED MANUFACTURING	IFTEKHARUDDIN, K.	31,363	909	-	-	32,271	17,749	-	50,021	TRAD	
500175-001	INFOSCITEX CORPORATION	IFTEKHARUDDIN, K.	11,546	-	-	-	11,546	6,120	-	17,666	TRAD	
100505-010	OLD DOMINION UNIVERSITY	JIANG, C.	-	(410)	401	-	(9)	-	-	(9)	TRAD	
100231-010	* NATIONAL SCIENCE FOUNDATION	JOSHI, R.	3,650	1,234	-	-	4,885	2,589	-	7,473	TRAD	
300047-010	NORFOLK STATE UNIVERSITY	JOSHI, R.	15,092	899	-	-	15,991	9,594	-	25,585	TRAD	
100188-010	NATIONAL SCIENCE FOUNDATION	KRUSIENSKI, D.	5,587	(299)	-	(0)	5,288	2,644	-	7,932	TRAD	
100494-010	NATIONAL SCIENCE FOUNDATION	KRUSIENSKI, D.	16,572	15,401	-	-	31,973	16,946	-	48,919	TRAD	
300260-010	OLD DOMINION UNIVERSITY	KRUSIENSKI, D.	-	(27)	-	-	(27)	-	-	(27)	TRAD	
300304-010	NORTH CAROLINA STATE UNIVERSITY	KRUSIENSKI, D.	20,344	1,971	-	-	22,315	11,827	-	34,142	TRAD	
400243-010	NATIONAL INSTITUTE OF AEROSPACE ASSOCIATES (NIA)	KRUSIENSKI, D.	28,326	-	-	-	28,326	15,013	-	43,338	TRAD	
100583-010	U.S. PUBLIC HEALTH SERVICE (INCLUDING NIH)	LAI, NICOLA	581	-	-	-	581	46	-	627	TRAD	
500262-010	BOVIE MEDICAL CORPORATION	LAROSSI, M.	10,441	7,337	-	-	17,778	9,778	-	27,555	TRAD	
500263-010	INTELLIGENT AUTOMATION, INC.	LI, J.	3,902	5,387	-	-	9,289	4,923	-	14,212	TRAD	
100256-010	* NATIONAL SCIENCE FOUNDATION	MARSILLAC, S.	2,466	151	-	30,675	33,292	1,387	-	34,679	TRAD	
300344-010	UNIVERSITY OF TOLEDO	MARSILLAC, S.	1,622	-	-	-	1,622	860	-	2,482	TRAD	
300358-010	UNIVERSITY OF ILLINOIS (ALL CAMPUSES)	MARSILLAC, S.	3,057	2,240	-	-	5,297	2,914	-	8,211	TRAD	
500153-010	* DOMINION RESOURCES SERVICES, INC.	MARSILLAC, S.	32,516	19,892	15,048	-	67,456	27,777	-	95,233	TRAD	
500238-010	* NON-DISCLOSED SPONSORS	MARSILLAC, S.	5,484	261	-	-	5,745	3,045	-	8,789	TRAD	
100022-053	NASA GODDARD SPACEFLIGHT CENTER	POPESCU, O.	3,214	870	-	-	4,084	-	-	4,084	TRAD	
100248-010	NATIONAL SCIENCE FOUNDATION	XIN, C.	2,726	5,515	-	-	8,241	4,368	-	12,609	TRAD	
100248-012	NATIONAL SCIENCE FOUNDATION	XIN, C.	-	-	-	10,000	10,000	-	-	10,000	TRAD	
100253-010	NATIONAL SCIENCE FOUNDATION	XIN, C.	58,560	8,003	-	7,000	73,563	35,278	-	108,841	TRAD	
100253-030	NATIONAL SCIENCE FOUNDATION	XIN, C.	-	-	-	10,000	10,000	-	-	10,000	TRAD	
100253-040	NATIONAL SCIENCE FOUNDATION	XIN, C.	-	-	-	3,000	3,000	-	-	3,000	TRAD	
100591-010	* NATIONAL SECURITY AGENCY	XIN, C.	581	949	-	931	2,461	994	-	3,455	TRAD	
300374-010	SOUTH DAKOTA SCHOOL OF MINES & TECHNOLOGY	ZHANG, Y.	15,176	4,483	-	-	19,658	10,812	-	30,470	TRAD	
			466,026	93,011	12,482	76,211	647,732	273,324	-	921,054	42.20%	

SCHEDULE 4
OLD DOMINION UNIVERSITY RESEARCH FOUNDATION
SPONSORED PROGRAM ACTIVITY BY INDIVIDUAL PROJECT
(MEASURED BY EXPENDITURES INCURRED)
FOR FISCAL YEAR 2016

PROJECT NUMBER	SPONSORING AGENCY	PRINCIPAL INVESTIGATOR / PROJECT DIRECTOR	PROJECT DIRECT COST				PROJECT IDC AND FEES			TOTAL PROJECT COSTS	EFFECTIVE INDIRECT COST RATE	CENTER
			PERSONNEL AND FRINGE BENEFITS	SUPPLIES, CONTRACTUAL, GENERAL, & TRAVEL	EQUIPMENT	SUBCONTRACTS, CONSTRUCTION, TUITION & OTHER	TOTAL DIRECT COSTS	REIMBURSED INDIRECT COSTS	TOTAL SPECIAL FEES			
Electrical and Computer Engineering - Applied Research Center												
100221-010	* NATIONAL SCIENCE FOUNDATION	BAUMGART, H.	2,013	116	2,810	-	4,939	1,128	-	6,067	ARC	
100383-010	* U.S. DEPARTMENT OF ENERGY	BAUMGART, H.	6,302	582	-	-	6,884	3,649	-	10,533	ARC	
100473-010	NATIONAL INSTITUTE OF STANDARDS AND TECHNOLOGY	BAUMGART, H.	107,158	3,677	-	-	110,835	28,817	-	139,653	ARC	
300028-010	UNIVERSITY OF VIRGINIA	BAUMGART, H.	25,272	1,312	-	-	26,584	-	-	26,584	ARC	
300034-010	UNIVERSITY OF VIRGINIA	BAUMGART, H.	-	293	-	-	293	-	-	293	ARC	
300035-010	UNIVERSITY OF VIRGINIA	BAUMGART, H.	1,524	476	-	-	2,000	-	-	2,000	ARC	
500121-010	MICROXACT, INC.	BAUMGART, H.	-	2,368	-	-	2,368	616	-	2,983	ARC	
500250-010	SUMMIT INFORMATION SOLUTIONS, INC	BAUMGART, H.	24,359	-	-	-	24,359	6,333	-	30,693	ARC	
500284-010	SUMMIT INFORMATION SOLUTIONS, INC	BAUMGART, H.	24,787	-	-	-	24,787	6,445	-	31,232	ARC	
100221-010	* NATIONAL SCIENCE FOUNDATION	ELSAIED-ALI, H.	16,107	927	22,476	-	39,510	9,028	-	48,537	ARC	
100476-010	LANGLEY RESEARCH CENTER	ELSAIED-ALI, H.	1,271	4,719	-	(0)	5,990	3,175	-	9,165	ARC	
100495-010	* NATIONAL SCIENCE FOUNDATION	ELSAIED-ALI, H.	-	32	-	-	32	17	-	48	ARC	
100567-010	LANGLEY RESEARCH CENTER	ELSAIED-ALI, H.	5,118	-	-	-	5,118	1,331	-	6,448	ARC	
100571-010	OFFICE OF NAVAL RESEARCH	ELSAIED-ALI, H.	10,111	25,104	-	-	35,215	11,269	-	46,484	ARC	
200191-010	* CENTER FOR INNOVATIVE TECHNOLOGY	ELSAIED-ALI, H.	6,829	1,955	-	-	8,784	2,635	-	11,420	ARC	
400247-010	COMMONWEALTH CENTER FOR ADVANCED MANUFACTURING	ELSAIED-ALI, H.	-	1,100	-	-	1,100	583	-	1,683	ARC	
400288-010	EMBODY	ELSAIED-ALI, H.	-	2,770	-	-	2,770	1,524	-	4,294	ARC	
500209-010	LIFENET	ELSAIED-ALI, H.	287	1,682	-	(0)	1,969	1,044	-	3,013	ARC	
500210-010	LIFENET	ELSAIED-ALI, H.	255	790	-	2	1,047	555	-	1,602	ARC	
500222-010	MORPHIX TECHNOLOGIES	ELSAIED-ALI, H.	489	-	-	-	489	259	-	747	ARC	
500241-010	BNNT, LLC	ELSAIED-ALI, H.	1,178	-	-	-	1,178	306	-	1,484	ARC	
500253-010	LIFENET	ELSAIED-ALI, H.	155	850	-	-	1,005	553	-	1,557	ARC	
500254-010	VERTICAL CARBON TECHNOLOGIES, INC.	ELSAIED-ALI, H.	928	692	-	-	1,619	891	-	2,510	ARC	
500276-010	LIFENET	ELSAIED-ALI, H.	613	1,650	-	-	2,263	1,245	-	3,507	ARC	
200191-010	* CENTER FOR INNOVATIVE TECHNOLOGY	ELSAIED-ALI, H.	5,603	2,067	-	-	7,670	2,301	-	9,971	ARC	
100230-010	* NATIONAL SCIENCE FOUNDATION	MARSILLAC, S.	3,123	2,279	-	-	5,401	2,863	-	8,264	ARC	
100383-010	* U.S. DEPARTMENT OF ENERGY	MARSILLAC, S.	22,056	2,039	-	-	24,095	12,770	-	36,865	ARC	
100495-010	* NATIONAL SCIENCE FOUNDATION	MARSILLAC, S.	-	32	-	-	32	17	-	48	ARC	
100221-010	* NATIONAL SCIENCE FOUNDATION	NAMKOONG, G.	2,013	116	2,810	-	4,939	1,128	-	6,067	ARC	
100230-010	* NATIONAL SCIENCE FOUNDATION	NAMKOONG, G.	10,148	7,406	-	-	17,555	9,304	-	26,859	ARC	
100256-010	* NATIONAL SCIENCE FOUNDATION	NAMKOONG, G.	3,946	242	-	49,080	53,268	2,219	-	55,487	ARC	
100383-010	* U.S. DEPARTMENT OF ENERGY	NAMKOONG, G.	3,151	291	-	-	3,442	1,824	-	5,266	ARC	
100495-010	* NATIONAL SCIENCE FOUNDATION	NAMKOONG, G.	-	116	-	-	116	61	-	177	ARC	
200191-010	* CENTER FOR INNOVATIVE TECHNOLOGY	NAMKOONG, G.	15,935	4,562	-	-	20,497	6,149	-	26,646	ARC	
200191-010	* CENTER FOR INNOVATIVE TECHNOLOGY	NAMKOONG, G.	13,074	4,823	-	-	17,896	5,369	-	23,265	ARC	
100495-010	* NATIONAL SCIENCE FOUNDATION	RAMJEE, B.	-	32	-	-	32	17	-	48	ARC	
			313,804	75,097	28,095	49,082	466,080	125,423	-	591,501	26.91%	
Electrical and Computer Engineering - Center for Bioelectronics												
300281-010	UNIVERSITY OF SOUTHERN CALIFORNIA	JIANG, C.	53,336	22,382	-	-	75,718	40,131	-	115,849	CBE	
500226-001	* PULSE BIOSCIENCES (ELECTROBLATE)	JIANG, C.	36,642	5,892	2,499	-	45,032	22,543	-	67,575	CBE	
600186-010	* SOUTHAMPTON UNIVERSITY	KONG, M.	207,885	69,307	668	38	277,897	146,911	-	424,809	CBE	
500226-001	* PULSE BIOSCIENCES (ELECTROBLATE)	SCHOENBACH, K.	36,642	5,892	2,499	-	45,032	22,543	-	67,575	CBE	
100330-010	* U.S. PUBLIC HEALTH SERVICE (INCLUDING NIH)	XIAO, S.	2,345	914	-	-	3,259	1,645	-	4,903	CBE	
100461-010	* U.S. PUBLIC HEALTH SERVICE (INCLUDING NIH)	XIAO, S.	11,570	5,165	9,347	-	26,081	8,869	-	34,950	CBE	
100461-011	* U.S. PUBLIC HEALTH SERVICE (INCLUDING NIH)	XIAO, S.	16,486	2,441	-	-	18,926	10,031	-	28,958	CBE	
100548-010	* U.S. PUBLIC HEALTH SERVICE (INCLUDING NIH)	XIAO, S.	9,495	1,412	522	-	11,429	5,999	-	17,428	CBE	
500212-010	* NON-DISCLOSED SPONSORS	XIAO, S.	48	-	-	840	889	471	-	1,360	CBE	
400016-010	EASTERN VIRGINIA MEDICAL SCHOOL	ZEMLIN, C.	9,019	-	-	-	9,019	-	-	9,019	CBE	
500218-010	ATRICURE, INC	ZEMLIN, C.	-	1,054	-	1,702	2,756	-	-	2,756	CBE	
			383,468	114,458	15,534	2,580	516,039	259,144	-	775,182	50.22%	

SCHEDULE 4
OLD DOMINION UNIVERSITY RESEARCH FOUNDATION
SPONSORED PROGRAM ACTIVITY BY INDIVIDUAL PROJECT
(MEASURED BY EXPENDITURES INCURRED)
FOR FISCAL YEAR 2016

PROJECT NUMBER	SPONSORING AGENCY	PRINCIPAL INVESTIGATOR / PROJECT DIRECTOR	PROJECT DIRECT COST				PROJECT IDC AND FEES			TOTAL PROJECT COSTS	EFFECTIVE INDIRECT COST RATE	CENTER
			PERSONNEL AND FRINGE BENEFITS	SUPPLIES, CONTRACTUAL, GENERAL, & TRAVEL	EQUIPMENT	SUBCONTRACTS, CONSTRUCTION, TUITION & OTHER	TOTAL DIRECT COSTS	REIMBURSED INDIRECT COSTS	TOTAL SPECIAL FEES			
Mechanical & Aerospace Engineering												
100588-010	* OFFICE OF NAVAL RESEARCH	BAWAB, S.	-	-	3,324	-	3,324	-	-	3,324	-	TRAD
300309-010	* UNIVERSITY OF MICHIGAN	BAWAB, S.	7,728	1,671	1,842	-	11,241	4,982	-	16,223	-	TRAD
400080-003	* NATIONAL INSTITUTE OF AEROSPACE ASSOCIATES (NIA)	BRITCHER, C.	1,826	1,224	-	1,566	4,615	1,677	-	6,293	-	TRAD
400221-010	NATIONAL INSTITUTE OF AEROSPACE ASSOCIATES (NIA)	BRITCHER, C.	92,185	-	-	-	92,185	23,968	-	116,153	-	TRAD
400227-010	NATIONAL INSTITUTE OF AEROSPACE ASSOCIATES (NIA)	BRITCHER, C.	2,265	-	-	-	2,265	589	-	2,853	-	TRAD
400260-010	NATIONAL INSTITUTE OF AEROSPACE ASSOCIATES (NIA)	BRITCHER, C.	5,575	166	-	2,784	8,525	3,043	-	11,567	-	TRAD
400271-002	NATIONAL INSTITUTE OF AEROSPACE ASSOCIATES (NIA)	BRITCHER, C.	16,639	2,958	-	2,784	22,381	5,095	-	27,477	-	TRAD
500252-010	VIGYAN	BRITCHER, C.	26,855	533	-	2,714	30,102	7,121	-	37,223	-	TRAD
400250-010	LMI	CREEDON, J.	41,136	2,736	-	(0)	43,871	23,252	-	67,123	-	TRAD
400292-010	LMI	CREEDON, J.	28,008	1,652	-	-	29,660	16,313	-	45,973	-	TRAD
100458-010	NATIONAL SCIENCE FOUNDATION	HAO, J.	35,285	10,185	-	-	45,470	24,099	-	69,569	-	TRAD
100231-010	* NATIONAL SCIENCE FOUNDATION	HOU, G.	3,650	1,234	-	-	4,885	2,589	-	7,473	-	TRAD
100256-010	* NATIONAL SCIENCE FOUNDATION	HOU, G.	986	60	-	12,270	13,317	555	-	13,872	-	TRAD
100569-010	* OFFICE OF NAVAL RESEARCH	HOU, G.	-	-	52,400	-	52,400	-	-	52,400	-	TRAD
100588-010	* OFFICE OF NAVAL RESEARCH	HOU, G.	-	-	3,324	-	3,324	-	-	3,324	-	TRAD
300248-010	* HAMPTON UNIVERSITY	HOU, G.	-	-	-	1,097	1,097	307	-	1,404	-	TRAD
300310-010	* UNIVERSITY OF MICHIGAN	HOU, G.	8,867	68	-	-	8,935	4,736	-	13,671	-	TRAD
400080-002	NATIONAL INSTITUTE OF AEROSPACE ASSOCIATES (NIA)	LANDMAN, D.	37,259	6,556	-	-	43,815	11,392	-	55,207	-	TRAD
400241-010	NATIONAL INSTITUTE OF AEROSPACE ASSOCIATES (NIA)	LANDMAN, D.	23,908	2,265	(2,265)	-	23,908	13,872	-	37,780	-	TRAD
400080-003	* NATIONAL INSTITUTE OF AEROSPACE ASSOCIATES (NIA)	LANDMAN, D.	1,826	1,224	-	1,566	4,615	1,677	-	6,293	-	TRAD
300248-010	* HAMPTON UNIVERSITY	LUETKE, N.	-	-	-	2,194	2,194	614	-	2,808	-	TRAD
100560-010	U.S. PUBLIC HEALTH SERVICE (INCLUDING NIH)	MARUTHAMUTHU, V.	2,637	1,894	-	-	4,531	2,401	-	6,932	-	TRAD
400255-010	JEFFRESS RESEARCH GRANTS PROGRAM	MARUTHAMUTHU, V.	13,487	11,825	-	-	25,312	-	-	25,312	-	TRAD
100549-010	AIR FORCE RESEARCH LABORATORY	NEWMAN, B.	12,625	-	-	-	12,625	4,545	-	17,170	-	TRAD
100499-010	* LANGLEY RESEARCH CENTER	NEWMAN, B.	16,019	336	-	-	16,356	8,668	-	25,024	-	TRAD
300252-010	STEVENS INSTITUTE OF TECHNOLOGY	RINGLEB, S.	-	-	-	1	1	-	-	1	-	TRAD
400236-010	NATIONAL INSTITUTE OF AEROSPACE ASSOCIATES (NIA)	TOLSON, R.	5,502	-	-	-	5,502	1,431	-	6,933	-	TRAD
100532-010	* U.S. PUBLIC HEALTH SERVICE (INCLUDING NIH)	WRIGGERS, W.	30,682	3,429	-	-	34,111	18,079	-	52,189	-	TRAD
			414,950	50,016	58,624	26,975	550,566	181,004	-	731,570	32.88%	
Mechanical & Aerospace Engineering - NCSOSE												
400110-011	JEFFERSON SCIENCE ASSOCIATES, LLC (JEFFERSON LAB)	ELMUSTAFA, A.	23,721	-	-	-	23,721	-	-	23,721	-	NCSOSE
			23,721	-	-	-	23,722	-	-	23,721	0.00%	
Engineering Technology												
300309-010	* UNIVERSITY OF MICHIGAN	AYALA, O.	7,728	1,671	1,842	-	11,241	4,982	-	16,223	-	TRAD
300365-010	* OLD DOMINION UNIVERSITY	CONSIDINE, C.	2,632	-	-	-	2,632	395	-	3,027	-	TRAD
400277-010	* BLUE MOON FUND	CONSIDINE, C.	56,958	35,898	-	-	92,856	13,928	-	106,785	-	TRAD
100022-052	NASA GODDARD SPACEFLIGHT CENTER	FOSTER, D.	8,485	-	-	-	8,485	-	-	8,485	-	TRAD
400279-010	ADVANCED TECHNOLOGY INTERNATIONAL	FOSTER, D.	4,681	5,011	-	-	9,693	5,331	-	15,024	-	TRAD
100192-010	* NATIONAL SCIENCE FOUNDATION	HSIUNG, S.	1,221	21,379	-	7,051	29,652	11,300	-	40,952	-	TRAD
100545-010	NATIONAL SCIENCE FOUNDATION	HSIUNG, S.	349	27,584	-	-	27,933	3,103	-	31,037	-	TRAD
100192-010	* NATIONAL SCIENCE FOUNDATION	JONES, R.	611	10,690	-	3,526	14,826	5,650	-	20,476	-	TRAD
300030-011	* VA SPACE GRANT CONSORTIUM	JOVANOVIC, V.	2,323	8,078	-	496	10,897	-	-	10,897	-	TRAD
300361-010	* TIDEWATER COMMUNITY COLLEGE	JOVANOVIC, V.	18,568	4,893	-	-	23,461	12,904	-	36,365	-	TRAD
400240-001	COMMONWEALTH CENTER FOR ADVANCED MANUFACTURING	JOVANOVIC, V.	1,560	-	-	-	1,560	406	-	1,965	-	TRAD
400240-002	COMMONWEALTH CENTER FOR ADVANCED MANUFACTURING	JOVANOVIC, V.	1,557	-	-	-	1,557	405	-	1,962	-	TRAD
100572-010	* OFFICE OF NAVAL RESEARCH	LAWRENCE, R.	5,806	-	-	-	5,806	3,774	-	9,579	-	TRAD
300365-010	* OLD DOMINION UNIVERSITY	LESTER, J.	957	-	-	-	957	144	-	1,101	-	TRAD

SCHEDULE 4
OLD DOMINION UNIVERSITY RESEARCH FOUNDATION
SPONSORED PROGRAM ACTIVITY BY INDIVIDUAL PROJECT
(MEASURED BY EXPENDITURES INCURRED)

FOR FISCAL YEAR 2016

PROJECT NUMBER	SPONSORING AGENCY	PRINCIPAL INVESTIGATOR / PROJECT DIRECTOR	PROJECT DIRECT COST				PROJECT IDC AND FEES			TOTAL PROJECT COSTS	EFFECTIVE INDIRECT COST RATE	CENTER
			PERSONNEL AND FRINGE BENEFITS	SUPPLIES, CONTRACTUAL, GENERAL, & TRAVEL	EQUIPMENT	SUBCONTRACTS, CONSTRUCTION, TUITION & OTHER	TOTAL DIRECT COSTS	REIMBURSED INDIRECT COSTS	TOTAL SPECIAL FEES			
100143-003	* SPACE AND NAVAL WARFARE SYSTEMS CENTER (SPAWAR)	MICHAELI, J.	6,882	-	-	-	6,882	4,129	-	11,012	TRAD	
100534-010	OFFICE OF NAVAL RESEARCH	MICHAELI, J.	976	11,429	115,603	-	128,007	8,063	-	136,070	TRAD	
100538-010	* OFFICE OF NAVAL RESEARCH	MICHAELI, J.	35,398	6,298	975	3,639	46,309	27,102	-	73,411	TRAD	
100569-010	* OFFICE OF NAVAL RESEARCH	MICHAELI, J.	-	-	104,800	-	104,800	-	-	104,800	TRAD	
100572-010	* OFFICE OF NAVAL RESEARCH	MICHAELI, J.	5,806	-	-	-	5,806	3,774	-	9,579	TRAD	
100588-010	* OFFICE OF NAVAL RESEARCH	MICHAELI, J.	-	-	4,432	-	4,432	-	-	4,432	TRAD	
300309-010	* UNIVERSITY OF MICHIGAN	MICHAELI, J.	15,457	3,343	3,683	-	22,483	9,964	-	32,446	TRAD	
300310-010	* UNIVERSITY OF MICHIGAN	MICHAELI, J.	14,779	113	-	-	14,892	7,893	-	22,784	TRAD	
400296-010	* COMMONWEALTH CENTER FOR ADVANCED MANUFACTURING	MICHAELI, J.	3,243	-	-	-	3,243	1,135	-	4,378	TRAD	
500213-010	* OREGON IRON WORKS, INC	MICHAELI, J.	-	-	-	215	215	114	-	329	TRAD	
500278-010	APPLIED SYSTEMS AND TECHNOLOGY TRANSFER (AST2)	MICHAELI, J.	5,315	-	-	-	5,315	1,382	-	6,697	TRAD	
100569-010	* OFFICE OF NAVAL RESEARCH	MOSES, P.	-	-	104,800	-	104,800	-	-	104,800	TRAD	
300310-010	* UNIVERSITY OF MICHIGAN	MOSES, P.	5,912	45	-	-	5,957	3,157	-	9,114	TRAD	
300365-010	* OLD DOMINION UNIVERSITY	SEEK, M.	1,196	-	-	-	1,196	179	-	1,376	TRAD	
400296-010	* COMMONWEALTH CENTER FOR ADVANCED MANUFACTURING	SEEK, M.	3,243	-	-	-	3,243	1,135	-	4,378	TRAD	
500213-010	* OREGON IRON WORKS, INC	SEEK, M.	-	-	-	215	215	114	-	329	TRAD	
400190-010	METAL BUILDING MANUFACTURERS ASSOCIATION (MBMA)	SEEK, M.	2,268	707	-	2,025	5,000	-	-	5,000	TRAD	
400245-010	AMERICAN IRON AND STEEL INSTITUTION	SEEK, M.	446	253	-	-	700	-	-	700	TRAD	
400110-013	JEFFERSON SCIENCE ASSOCIATES, LLC (JEFFERSON LAB)	TOMOVIC, M.	7,294	-	-	-	7,294	-	-	7,294	TRAD	
300361-010	* TIDEWATER COMMUNITY COLLEGE	TOMOVIC, M.	3,714	979	-	-	4,692	2,581	-	7,273	TRAD	
			225,364	138,370	336,134	17,167	717,035	133,043	-	850,076	18.55%	
Engineering Management												
100070-010	* ARMY CORPS OF ENGINEERS--NORFOLK DISTRICT	BOWLING, S.	-	-	-	97	97	49	-	146	TRAD	
100143-003	* SPACE AND NAVAL WARFARE SYSTEMS CENTER (SPAWAR)	COTTER, S.	6,882	-	-	-	6,882	4,129	-	11,012	TRAD	
100070-010	* ARMY CORPS OF ENGINEERS--NORFOLK DISTRICT	DANIELS, C.	-	-	-	97	97	49	-	146	TRAD	
100247-010	* NATIONAL SCIENCE FOUNDATION	DANIELS, C.	3,498	452	-	-	3,950	2,093	-	6,043	TRAD	
100503-010	LANGLEY RESEARCH CENTER	GHEORGHE, A.	-	113	-	46,476	46,589	-	-	46,589	TRAD	
500002-020	* EXOSTRATEGIES, INC.	HANDLEY, H.	9,326	-	-	314	9,640	5,109	-	14,750	TRAD	
500215-010	NON-DISCLOSED SPONSORS	HANDLEY, H.	291	-	-	-	291	154	-	445	TRAD	
500251-010	NON-DISCLOSED SPONSORS	HANDLEY, H.	32,681	-	-	-	32,681	17,321	-	50,002	TRAD	
500260-010	CONTRACTING RESOURCES GROUP	HANDLEY, H.	10,787	1,200	-	-	11,987	6,353	-	18,340	TRAD	
100488-010	* NATIONAL INSTITUTE OF STANDARDS AND TECHNOLOGY	HESTER, P. (Patrick)	39,666	1,541	-	-	41,207	21,840	-	63,047	TRAD	
100070-010	* ARMY CORPS OF ENGINEERS--NORFOLK DISTRICT	LANDAETA, R.	-	-	-	389	389	195	-	583	TRAD	
500205-010	* VIRGINIA NATURAL GAS	LANDAETA, R.	-	-	-	6	6	2	-	7	TRAD	
100070-010	* ARMY CORPS OF ENGINEERS--NORFOLK DISTRICT	PARSONS, V.	-	-	-	97	97	49	-	146	TRAD	
100070-010	* ARMY CORPS OF ENGINEERS--NORFOLK DISTRICT	PAZOS-LAGO, P.	-	-	-	97	97	49	-	146	TRAD	
100247-010	* NATIONAL SCIENCE FOUNDATION	PAZOS-LAGO, P.	15,157	1,959	-	-	17,116	9,071	-	26,187	TRAD	
500205-010	* VIRGINIA NATURAL GAS	PAZOS-LAGO, P.	-	-	-	52	52	14	-	66	TRAD	
500205-011	VIRGINIA NATURAL GAS	PAZOS-LAGO, P.	9,273	-	-	-	9,273	2,504	-	11,777	TRAD	
300018-010	* VA INSTITUTE OF MARINE SCIENCE	PINTO, C.	6,322	3,363	-	699	10,385	5,133	-	15,518	TRAD	
400038-010	* SPENCER FOUNDATION	PINTO, C.	2,008	-	-	214	2,222	222	-	2,444	TRAD	
500002-020	* EXOSTRATEGIES, INC.	PINTO, C.	5,716	-	-	193	5,909	3,132	-	9,040	TRAD	
600187-010	QATAR UNIVERSITY	RABADI, G.	9,801	2,427	-	-	12,228	2,446	-	14,674	TRAD	
600195-010	QATAR UNIVERSITY	RABADI, G.	65,381	159	-	-	65,539	13,108	-	78,647	TRAD	
100070-010	* ARMY CORPS OF ENGINEERS--NORFOLK DISTRICT	RABADI, G.	-	-	-	97	97	49	-	146	TRAD	
100143-003	* SPACE AND NAVAL WARFARE SYSTEMS CENTER (SPAWAR)	SECK, M.	6,882	-	-	-	6,882	4,129	-	11,012	TRAD	
100143-003	* SPACE AND NAVAL WARFARE SYSTEMS CENTER (SPAWAR)	SOUSA-POZA, A.	18,353	-	-	-	18,353	11,012	-	29,364	TRAD	
			242,023	11,214	-	48,828	302,065	108,216	-	410,275	35.83%	

SCHEDULE 4
OLD DOMINION UNIVERSITY RESEARCH FOUNDATION
SPONSORED PROGRAM ACTIVITY BY INDIVIDUAL PROJECT
(MEASURED BY EXPENDITURES INCURRED)
FOR FISCAL YEAR 2016

PROJECT NUMBER	SPONSORING AGENCY	PRINCIPAL INVESTIGATOR / PROJECT DIRECTOR	PROJECT DIRECT COST				PROJECT IDC AND FEES			TOTAL PROJECT COSTS	EFFECTIVE INDIRECT COST RATE	CENTER
			PERSONNEL AND FRINGE BENEFITS	SUPPLIES, CONTRACTUAL, GENERAL, & TRAVEL	EQUIPMENT	SUBCONTRACTS, CONSTRUCTION, TUITION & OTHER	TOTAL DIRECT COSTS	REIMBURSED INDIRECT COSTS	TOTAL SPECIAL FEES			
Engineering Management - NCSOSE												
100143-003	* SPACE AND NAVAL WARFARE SYSTEMS CENTER (SPAWAR)	KEATING, C.	6,882	-	-	-	6,882	4,129	-	11,012		ARC
			6,882	-	-	-	6,882	4,129	-	11,012	60.00%	
Modeling, Simulation & Visualization												
500198-020	* CHILDREN'S SURGICAL SPECIALTY GROUP, INC.	AUDETTE, M.	4,953	66	4,791	-	9,810	2,760	-	12,570		TRAD
200194-010	* COMMONWEALTH HEALTH RESEARCH BOARD	BRUNO, R.	8,770	10,129	-	-	18,899	-	-	18,899		TRAD
100143-002	* SPACE AND NAVAL WARFARE SYSTEMS CENTER (SPAWAR)	LEATHRUM, J.	1,756	-	-	-	1,756	1,054	-	2,810		TRAD
100143-004	* SPACE AND NAVAL WARFARE SYSTEMS CENTER (SPAWAR)	LEATHRUM, J.	8,614	-	-	-	8,614	5,599	-	14,212		TRAD
400253-010	* BOSTON VA RESEARCH INSTITUTE, INC	LYNCH, C.	13,201	-	-	-	13,201	1,980	-	15,181		TRAD
300329-010	EASTERN VIRGINIA MEDICAL SCHOOL	MCKENZIE, F.	2,182	-	-	2,276	4,458	1,445	-	5,903		TRAD
500198-020	* CHILDREN'S SURGICAL SPECIALTY GROUP, INC.	MCKENZIE, F.	4,953	66	4,791	-	9,810	2,760	-	12,570		TRAD
100143-002	* SPACE AND NAVAL WARFARE SYSTEMS CENTER (SPAWAR)	MIELKE, R.	1,756	-	-	-	1,756	1,054	-	2,810		TRAD
100143-004	* SPACE AND NAVAL WARFARE SYSTEMS CENTER (SPAWAR)	MIELKE, R.	8,614	-	-	-	8,614	5,599	-	14,212		TRAD
200194-010	* COMMONWEALTH HEALTH RESEARCH BOARD	SACHS, P.	8,770	10,129	-	-	18,899	-	-	18,899		TRAD
100538-010	* OFFICE OF NAVAL RESEARCH	SHEN, Y.	35,398	6,298	975	3,639	46,309	27,102	-	73,411		TRAD
300359-010	* DUKE UNIVERSITY	SHEN, Y.	2,602	488	-	-	3,090	773	-	3,863		TRAD
400265-010	NATIONAL INSTITUTE OF AEROSPACE ASSOCIATES (NIA)	SHEN, Y.	12,778	-	-	-	12,778	7,028	-	19,807		TRAD
100518-010	AMES RESEARCH LABS	SOSONKINA, M.	28,504	1,510	-	-	30,014	15,907	-	45,922		TRAD
100543-010	NATIONAL SCIENCE FOUNDATION	SOSONKINA, M.	-	5,919	-	-	5,919	1,539	-	7,458		TRAD
300240-010	IOWA STATE UNIVERSITY	SOSONKINA, M.	5,623	3,045	-	-	8,669	4,594	-	13,263		TRAD
300241-010	IOWA STATE UNIVERSITY	SOSONKINA, M.	40,081	13,097	-	-	53,178	28,184	-	81,362		TRAD
300242-010	IOWA STATE UNIVERSITY	SOSONKINA, M.	27,431	2,777	-	-	30,207	16,010	-	46,217		TRAD
300343-010	IOWA STATE UNIVERSITY	SOSONKINA, M.	15,204	-	-	10,940	26,143	13,856	-	39,999		TRAD
300343-020	IOWA STATE UNIVERSITY	SOSONKINA, M.	33,024	3,422	-	-	36,446	19,317	-	55,763		TRAD
			264,212	56,948	10,557	16,854	348,567	156,561	-	505,132	44.92%	
Virginia Commercial Space Flight Authority - VMASC												
100105-050	NAVSUP FLEET LOGISTICS CENTER NORFOLK	SOKOLOWSKI, J.	828	-	-	48,310	49,138	290	-	49,427		VMASC
100105-051	NAVSUP FLEET LOGISTICS CENTER NORFOLK	SOKOLOWSKI, J.	578	-	-	20,635	21,213	202	-	21,415		VMASC
100105-052	NAVSUP FLEET LOGISTICS CENTER NORFOLK	SOKOLOWSKI, J.	337	-	-	88,724	89,061	118	-	89,179		VMASC
100105-053	NAVSUP FLEET LOGISTICS CENTER NORFOLK	SOKOLOWSKI, J.	184	-	-	38,164	38,348	64	-	38,412		VMASC
100105-054	NAVSUP FLEET LOGISTICS CENTER NORFOLK	SOKOLOWSKI, J.	184	-	-	59,830	60,013	64	-	60,077		VMASC
100105-055	* NAVSUP FLEET LOGISTICS CENTER NORFOLK	SOKOLOWSKI, J.	147	-	-	-	147	52	-	199		VMASC
100105-056	NAVSUP FLEET LOGISTICS CENTER NORFOLK	SOKOLOWSKI, J.	133,641	-	-	-	133,641	46,774	-	180,415		VMASC
100105-057	NAVSUP FLEET LOGISTICS CENTER NORFOLK	SOKOLOWSKI, J.	31,149	(1,793)	-	-	29,357	10,275	-	39,631		VMASC
100105-058	NAVSUP FLEET LOGISTICS CENTER NORFOLK	SOKOLOWSKI, J.	42,026	-	-	-	42,026	14,709	-	56,735		VMASC
100105-060	NAVSUP FLEET LOGISTICS CENTER NORFOLK	SOKOLOWSKI, J.	121,478	-	-	-	121,478	42,517	-	163,995		VMASC
100105-061	NAVSUP FLEET LOGISTICS CENTER NORFOLK	SOKOLOWSKI, J.	8,038	60,051	-	-	68,089	23,831	-	91,920		VMASC
100105-062	NAVSUP FLEET LOGISTICS CENTER NORFOLK	SOKOLOWSKI, J.	11,512	25,000	-	66,721	103,233	12,779	-	116,012		VMASC
100105-063	NAVSUP FLEET LOGISTICS CENTER NORFOLK	SOKOLOWSKI, J.	67,436	8,110	-	-	75,546	26,441	-	101,987		VMASC
100105-064	NAVSUP FLEET LOGISTICS CENTER NORFOLK	SOKOLOWSKI, J.	1,772	25,000	-	90,605	117,377	9,370	-	126,748		VMASC
100105-065	* NAVSUP FLEET LOGISTICS CENTER NORFOLK	SOKOLOWSKI, J.	17,063	-	-	-	17,063	5,972	-	23,034		VMASC
100105-066	NAVSUP FLEET LOGISTICS CENTER NORFOLK	SOKOLOWSKI, J.	15,181	-	-	-	15,181	5,313	-	20,494		VMASC
100105-067	NAVSUP FLEET LOGISTICS CENTER NORFOLK	SOKOLOWSKI, J.	3,370	25,000	-	297,581	325,951	9,929	-	335,880		VMASC

SCHEDULE 4
OLD DOMINION UNIVERSITY RESEARCH FOUNDATION
SPONSORED PROGRAM ACTIVITY BY INDIVIDUAL PROJECT
(MEASURED BY EXPENDITURES INCURRED)

FOR FISCAL YEAR 2016

PROJECT NUMBER	SPONSORING AGENCY	PRINCIPAL INVESTIGATOR / PROJECT DIRECTOR	PROJECT DIRECT COST				PROJECT IDC AND FEES			TOTAL PROJECT COSTS	EFFECTIVE INDIRECT COST RATE	CENTER
			PERSONNEL AND FRINGE BENEFITS	SUPPLIES, CONTRACTUAL, GENERAL, & TRAVEL	EQUIPMENT	SUBCONTRACTS, CONSTRUCTION, TUITION & OTHER	TOTAL DIRECT COSTS	REIMBURSED INDIRECT COSTS	TOTAL SPECIAL FEES			
100105-068	NAVSUP FLEET LOGISTICS CENTER NORFOLK	SOKOLOWSKI, J.	2,996	25,000	-	56,891	84,887	9,799	-	94,685	VMASC	
100105-069	NAVSUP FLEET LOGISTICS CENTER NORFOLK	SOKOLOWSKI, J.	76,943	-	-	-	76,943	26,930	-	103,873	VMASC	
100105-070	NAVSUP FLEET LOGISTICS CENTER NORFOLK	SOKOLOWSKI, J.	3,370	25,000	-	21,580	49,950	9,929	-	59,879	VMASC	
100151-010	OFFICE OF THE SECRETARY OF DEFENSE	SOKOLOWSKI, J.	-	-	-	(503)	(503)	(50)	-	(554)	VMASC	
100457-010	MODELING AND SIMULATION COORDINATION OFFICE	SOKOLOWSKI, J.	98,748	-	-	-	98,748	7,321	-	106,069	VMASC	
100467-000	NAVAL SURFACE WARFARE CENTER	SOKOLOWSKI, J.	(2,041)	(1,312)	-	-	(3,353)	(2,012)	-	(5,365)	VMASC	
100500-010	NAVSUP FLEET LOGISTICS CENTER NORFOLK	SOKOLOWSKI, J.	-	1,751	-	1,289	3,040	882	-	3,922	VMASC	
100553-010	NORFOLK NAVAL SHIPYARD	SOKOLOWSKI, J.	-	43	-	632	675	-	-	675	VMASC	
100561-010	NAVSUP FLEET LOGISTICS CENTER NORFOLK	SOKOLOWSKI, J.	-	4,386	-	-	4,386	1,404	-	5,790	VMASC	
100590-010	NAVSUP FLEET LOGISTICS CENTER NORFOLK	SOKOLOWSKI, J.	691	11,670	-	-	12,361	4,450	-	16,811	VMASC	
300336-010	* OLD DOMINION UNIVERSITY	SOKOLOWSKI, J.	554	-	-	1	555	-	-	555	VMASC	
300336-010	* OLD DOMINION UNIVERSITY	SOKOLOWSKI, J.	19,445	-	-	-	19,445	-	-	19,445	VMASC	
300337-010	* OLD DOMINION UNIVERSITY	SOKOLOWSKI, J.	2,178	-	-	-	2,178	-	-	2,178	VMASC	
400193-000	NONE	SOKOLOWSKI, J.	-	69,905	-	10,182	80,087	-	-	80,087	VMASC	
			657,805	277,812	-	800,642	1,736,259	267,354	-	2,003,614	15.40%	
TOTAL ENGINEERING			\$ 3,586,231	\$ 956,830	\$ 483,597	\$ 1,164,112	\$ 6,190,770	\$ 1,860,433	\$ -	\$ 8,051,203	30.05%	

SCHEDULE 4
OLD DOMINION UNIVERSITY RESEARCH FOUNDATION
SPONSORED PROGRAM ACTIVITY BY INDIVIDUAL PROJECT
(MEASURED BY EXPENDITURES INCURRED)

FOR FISCAL YEAR 2016

PROJECT NUMBER	SPONSORING AGENCY	PRINCIPAL INVESTIGATOR / PROJECT DIRECTOR	PROJECT DIRECT COST				PROJECT IDC AND FEES			TOTAL PROJECT COSTS	EFFECTIVE INDIRECT COST RATE	CENTER
			PERSONNEL AND FRINGE BENEFITS	SUPPLIES, CONTRACTUAL, GENERAL, & TRAVEL	EQUIPMENT	SUBCONTRACTS, CONSTRUCTION, TUITION & OTHER	TOTAL DIRECT COSTS	REIMBURSED INDIRECT COSTS	TOTAL SPECIAL FEES			
HEALTH SCIENCES												
Community & Environmental Health												
300366-010	* UNIVERSITY OF NORTH CAROLINA	BECKER, S.	2,246	173	-	-	2,419	1,330	-	3,749	TRAD	
400277-010	* BLUE MOON FUND	BECKER, S.	6,329	3,989	-	-	10,317	1,548	-	11,865	TRAD	
100446-010	CENTERS FOR DISEASE CONTROL AND PREVENTION (DHHS)	BLANDO, J.	14,298	309	-	-	14,607	7,304	-	21,911	TRAD	
100506-010	* U.S. DEPARTMENT OF HEALTH AND HUMAN SERVICES	JENG, A.	12,355	22,142	-	-	34,497	-	-	34,497	TRAD	
400167-010	MOTON COMMUNITY HOUSE	JENG, A.	407	-	-	-	407	204	-	611	TRAD	
400298-010	GREATER SOUTHEAST DEVELOPMENT CORPORATION	JENG, A.	642	475	-	-	1,117	-	-	1,117	TRAD	
100334-010	* U.S. PUBLIC HEALTH SERVICE (INCLUDING NIH)	RUDATSIKIRA, E.	708	(25)	-	-	683	362	-	1,045	TRAD	
100334-010	* U.S. PUBLIC HEALTH SERVICE (INCLUDING NIH)	SZKLO-COXE, M.	708	(25)	-	-	683	362	-	1,045	TRAD	
100334-010	* U.S. PUBLIC HEALTH SERVICE (INCLUDING NIH)	ZHANG, H.	708	(25)	-	-	683	362	-	1,045	TRAD	
300269-010	UNIVERSITY OF BUFFALO	ZHANG, H.	8,545	131	-	-	8,676	4,598	-	13,274	TRAD	
300359-010	* DUKE UNIVERSITY	ZHANG, H.	3,469	651	-	-	4,120	1,030	-	5,150	TRAD	
			50,414	27,795	-	-	78,211	17,099	-	95,308	21.86%	
Dental Hygiene												
300319-010	* OLD DOMINION UNIVERSITY	BRUHN, A.	3,749	-	-	680	4,429	-	-	4,429	TRAD	
100372-010	* U.S. DEPARTMENT OF HEALTH AND HUMAN SERVICES	LEMASTER, M.	1,700	21	-	-	1,720	138	-	1,858	TRAD	
300318-010	OLD DOMINION UNIVERSITY	MCCOMBS, G.	23,560	338	-	-	23,897	7,169	-	31,066	TRAD	
300349-011	* EASTERN VIRGINIA MEDICAL SCHOOL	MCCOMBS, G.	1,176	-	-	-	1,176	94	-	1,271	TRAD	
400259-010	* AMERICAN DENTAL HYGIENE ASSOCIATION	MCCOMBS, G.	410	1,596	-	260	2,266	-	-	2,266	TRAD	
300319-010	* OLD DOMINION UNIVERSITY	NEWCOMB, T.	5,998	-	-	1,088	7,086	-	-	7,086	TRAD	
300349-011	* EASTERN VIRGINIA MEDICAL SCHOOL	TOLLE, L.	1,176	-	-	-	1,176	94	-	1,271	TRAD	
400259-010	* AMERICAN DENTAL HYGIENE ASSOCIATION	TOLLE, L.	684	2,660	-	433	3,776	-	-	3,776	TRAD	
			38,453	4,614	-	2,460	45,528	7,495	-	53,022	16.46%	
Medical Diagnostic Translation Sciences												
200194-010	* COMMONWEALTH HEALTH RESEARCH BOARD	BRUNO, R.	15,743	6,185	-	-	21,928	-	-	21,928	TRAD	
300263-010	* OLD DOMINION UNIVERSITY	BRUNO, R.	(72)	-	-	-	(72)	-	-	(72)	TRAD	
300308-010	EASTERN VIRGINIA MEDICAL SCHOOL	BRUNO, R.	3,214	-	-	-	3,214	-	-	3,214	TRAD	
400246-010	EPIMEDX LLC	JOSHI, S.	12,479	2,049	-	-	14,528	-	-	14,528	TRAD	
300364-010	OLD DOMINION UNIVERSITY	OGLE, R.	73,849	13,696	-	75,000	162,545	26,264	-	188,809	TRAD	
100578-010	U.S. PUBLIC HEALTH SERVICE (INCLUDING NIH)	RIETHMAN, H.	14,484	29,278	-	19,696	63,458	24,069	-	87,527	TRAD	
400272-010	THE WISTAR INSTITUTE	RIETHMAN, H.	4,737	8,497	-	-	13,234	7,279	-	20,512	TRAD	
200194-010	* COMMONWEALTH HEALTH RESEARCH BOARD	SACHS, P.	15,743	6,185	-	-	21,928	-	-	21,928	TRAD	
300263-010	* OLD DOMINION UNIVERSITY	SACHS, P.	(72)	-	-	-	(72)	-	-	(72)	TRAD	
			140,106	65,889	-	94,696	300,691	57,611	-	358,302	19.16%	
Medical Diagnostic Translation Sciences - Center for Bioelectronics												
500226-003	* PULSE BIOSCIENCES (ELECTROBLATE)	HARGRAVE, B.	24,446	13,366	-	-	37,812	20,040	-	57,852	CBE	
100579-010	U.S. PUBLIC HEALTH SERVICE (INCLUDING NIH)	HELLER, L.	18,911	33,430	-	-	52,341	28,788	-	81,128	CBE	
500226-002	* PULSE BIOSCIENCES (ELECTROBLATE)	HELLER, L.	4,055	1,906	2,053	-	8,014	3,159	-	11,173	CBE	
100516-010	U.S. PUBLIC HEALTH SERVICE (INCLUDING NIH)	HELLER, R.	92,584	67,358	-	-	159,942	84,769	-	244,711	CBE	
100517-010	* U.S. PUBLIC HEALTH SERVICE (INCLUDING NIH)	HELLER, R.	40,332	12,932	-	-	53,264	28,230	-	81,494	CBE	
100517-010	* U.S. PUBLIC HEALTH SERVICE (INCLUDING NIH)	HELLER, R.	54,700	3,253	-	-	57,952	30,715	-	88,667	CBE	
400231-010	OLD DOMINION UNIVERSITY	HELLER, R.	115,309	15,615	-	149,406	280,330	39,277	-	319,607	CBE	
500110-010	VANDALIA RESEARCH, INC.	HELLER, R.	-	-	-	31,698	31,698	19,019	-	50,717	CBE	
500156-014	ONCOSEC MEDICAL, INC.	HELLER, R.	-	-	-	16,839	16,839	8,925	-	25,764	CBE	
500226-000	PULSE BIOSCIENCES (ELECTROBLATE)	HELLER, R.	-	(49)	-	-	(49)	-	-	(49)	CBE	
500226-001	* PULSE BIOSCIENCES (ELECTROBLATE)	HELLER, R.	36,642	5,892	2,499	-	45,032	22,543	-	67,575	CBE	
500226-005	* PULSE BIOSCIENCES (ELECTROBLATE)	HELLER, R.	3,842	2,439	-	-	6,282	3,455	-	9,737	CBE	
			390,821	156,141	4,552	197,943	749,457	288,922	-	1,038,377	38.55%	

SCHEDULE 4
OLD DOMINION UNIVERSITY RESEARCH FOUNDATION
SPONSORED PROGRAM ACTIVITY BY INDIVIDUAL PROJECT
(MEASURED BY EXPENDITURES INCURRED)

FOR FISCAL YEAR 2016

PROJECT NUMBER	SPONSORING AGENCY	PRINCIPAL INVESTIGATOR / PROJECT DIRECTOR	PROJECT DIRECT COST					PROJECT IDC AND FEES			TOTAL PROJECT COSTS	EFFECTIVE INDIRECT COST RATE	CENTER
			PERSONNEL AND FRINGE BENEFITS	SUPPLIES, CONTRACTUAL, GENERAL, & TRAVEL	EQUIPMENT	SUBCONTRACTS, CONSTRUCTION, TUITION & OTHER	TOTAL DIRECT COSTS	REIMBURSED INDIRECT COSTS	TOTAL SPECIAL FEES				
Nursing													
100566-010	* U.S. DEPARTMENT OF HEALTH AND HUMAN SERVICES	ADAMS, T.	33,808	1,920	-	18,000	53,727	2,858	-	56,586	TRAD		
100372-010	* U.S. DEPARTMENT OF HEALTH AND HUMAN SERVICES	FOWLER, C.	3,399	41	-	-	3,441	275	-	3,716	TRAD		
100533-010	* U.S. DEPARTMENT OF HEALTH AND HUMAN SERVICES	FOWLER, C.	30,919	10,510	-	42,350	83,779	3,314	-	87,094	TRAD		
300335-010	* VIRGINIA COMMONWEALTH UNIVERSITY	FOWLER, C.	5,257	516	-	-	5,773	-	-	5,773	TRAD		
100478-010	* U.S. DEPARTMENT OF HEALTH AND HUMAN SERVICES	HANEY, T.	11,526	1,113	-	3,624	16,263	1,011	-	17,274	TRAD		
100533-010	* U.S. DEPARTMENT OF HEALTH AND HUMAN SERVICES	HANEY, T.	30,919	10,510	-	42,350	83,779	3,314	-	87,094	TRAD		
400249-010	* BARRY ROBINSON CENTER	HANEY, T.	-	-	2,207	-	2,207	-	-	2,207	TRAD		
100566-010	* U.S. DEPARTMENT OF HEALTH AND HUMAN SERVICES	HAWKINS, J.	33,808	1,920	-	18,000	53,727	2,858	-	56,586	TRAD		
100373-010	* U.S. DEPARTMENT OF HEALTH AND HUMAN SERVICES	KARLOWICZ, K.	-	-	-	(2,190)	(2,190)	-	-	(2,190)	TRAD		
100566-010	* U.S. DEPARTMENT OF HEALTH AND HUMAN SERVICES	KARLOWICZ, K.	22,538	1,280	-	12,000	35,818	1,905	-	37,724	TRAD		
300335-010	* VIRGINIA COMMONWEALTH UNIVERSITY	KARLOWICZ, K.	5,257	516	-	-	5,773	-	-	5,773	TRAD		
400256-010	VIRGINIA NURSES FOUNDATION	KARLOWICZ, K.	1,433	-	-	100	1,533	-	-	1,533	TRAD		
400269-010	THE ARNOLD P. GOLD FOUNDATION	KARLOWICZ, K.	-	982	-	-	982	-	-	982	TRAD		
100478-010	* U.S. DEPARTMENT OF HEALTH AND HUMAN SERVICES	MURRAY, D.	11,526	1,113	-	3,624	16,263	1,011	-	17,274	TRAD		
100478-010	* U.S. DEPARTMENT OF HEALTH AND HUMAN SERVICES	POSTON, R.	11,526	1,113	-	3,624	16,263	1,011	-	17,274	TRAD		
100533-010	* U.S. DEPARTMENT OF HEALTH AND HUMAN SERVICES	POSTON, R.	30,919	10,510	-	42,350	83,779	3,314	-	87,094	TRAD		
100372-010	* U.S. DEPARTMENT OF HEALTH AND HUMAN SERVICES	RENAUD, M.	3,399	41	-	-	3,441	275	-	3,716	TRAD		
100372-010	* U.S. DEPARTMENT OF HEALTH AND HUMAN SERVICES	RUTLEDGE, C.	4,249	52	-	-	4,301	344	-	4,645	TRAD		
100373-010	* U.S. DEPARTMENT OF HEALTH AND HUMAN SERVICES	RUTLEDGE, C.	-	-	-	(2,190)	(2,190)	-	-	(2,190)	TRAD		
100373-020	* U.S. DEPARTMENT OF HEALTH AND HUMAN SERVICES	RUTLEDGE, C.	-	-	-	379,688	379,688	-	-	379,688	TRAD		
100478-010	U.S. DEPARTMENT OF HEALTH AND HUMAN SERVICES	RUTLEDGE, C.	212,538	11,510	-	40,117	264,165	17,924	-	282,088	TRAD		
100533-010	* U.S. DEPARTMENT OF HEALTH AND HUMAN SERVICES	RUTLEDGE, C.	46,379	15,764	-	63,526	125,669	4,971	-	130,641	TRAD		
400249-010	* BARRY ROBINSON CENTER	RUTLEDGE, C.	-	-	1,103	-	1,103	-	-	1,103	TRAD		
100533-010	* U.S. DEPARTMENT OF HEALTH AND HUMAN SERVICES	WILES, L.	15,460	5,255	-	21,175	41,890	1,657	-	43,547	TRAD		
100566-010	* U.S. DEPARTMENT OF HEALTH AND HUMAN SERVICES	WILES, L.	22,538	1,280	-	12,000	35,818	1,905	-	37,724	TRAD		
			537,399	75,944	3,310	698,150	1,314,803	47,953	-	1,362,754	3.65%		
Physical Therapy													
400263-010	* EASTERN ATHLETIC TRAINER'S ASSOCIATION	HOCH, J.	801	1,604	-	-	2,405	-	-	2,405	TRAD		
400263-010	* EASTERN ATHLETIC TRAINER'S ASSOCIATION	HOCH, M.	801	1,604	-	-	2,405	-	-	2,405	TRAD		
100372-010	* U.S. DEPARTMENT OF HEALTH AND HUMAN SERVICES	KOTT, K.	2,550	31	-	-	2,581	206	-	2,787	TRAD		
100478-010	* U.S. DEPARTMENT OF HEALTH AND HUMAN SERVICES	KOTT, K.	11,526	1,113	-	3,624	16,263	1,011	-	17,274	TRAD		
400249-010	* BARRY ROBINSON CENTER	KOTT, K.	-	-	2,207	-	2,207	-	-	2,207	TRAD		
300331-010	GEORGE MASON UNIVERSITY	MORRISON, S.	8,835	2,687	-	-	11,522	-	-	11,522	TRAD		
400056-010	* AMERICAN DIABETES ASSOCIATION	MORRISON, S.	37,582	2,203	-	5,871	45,657	5,968	-	51,625	TRAD		
300266-010	OHIO STATE UNIVERSITY	VAN LUNEN, B.	5,690	-	-	-	5,690	3,016	-	8,706	TRAD		
400259-010	* AMERICAN DENTAL HYGIENE ASSOCIATION	WALKER, M.	274	1,064	-	173	1,511	-	-	1,511	TRAD		
			68,058	10,306	2,207	9,668	90,240	10,201	-	100,441	11.30%		
TOTAL HEALTH SCIENCES			\$ 1,225,251	\$ 340,688	\$ 10,069	\$ 1,002,918	\$ 2,578,930	\$ 429,279	\$ -	\$ 3,008,203	16.65%		

SCHEDULE 4
OLD DOMINION UNIVERSITY RESEARCH FOUNDATION
SPONSORED PROGRAM ACTIVITY BY INDIVIDUAL PROJECT
(MEASURED BY EXPENDITURES INCURRED)
FOR FISCAL YEAR 2016

PROJECT NUMBER	SPONSORING AGENCY	PRINCIPAL INVESTIGATOR / PROJECT DIRECTOR	PROJECT DIRECT COST				PROJECT IDC AND FEES			TOTAL PROJECT COSTS	EFFECTIVE INDIRECT COST RATE	CENTER
			PERSONNEL AND FRINGE BENEFITS	SUPPLIES, CONTRACTUAL, GENERAL, & TRAVEL	EQUIPMENT	SUBCONTRACTS, CONSTRUCTION, TUITION & OTHER	TOTAL DIRECT COSTS	REIMBURSED INDIRECT COSTS	TOTAL SPECIAL FEES			
SCIENCES												
Dean's Office												
100367-010	* U.S. DEPARTMENT OF EDUCATION	MATHEWS, T.	691	624	-	-	1,314	105	-	1,420	TRAD	
			691	624	-	-	1,313	105	-	1,420	8.01%	
Biological Sciences												
400270-010	HOWARD HUGHES MEDICAL INSTITUTE	BAREKZI, N.	-	3,754	-	-	3,754	-	-	3,754	TRAD	
100529-010	NATIONAL OCEANIC AND ATMOSPHERIC ADMINISTRATION	BARSHIS, D.	14,679	2,702	-	-	17,381	4,345	-	21,727	TRAD	
100504-010	U.S. ENVIRONMENTAL PROTECTION AGENCY	BUTLER, M.	20,499	17,857	-	-	38,356	9,973	-	48,329	TRAD	
200214-010	FLORIDA FISH & WILDLIFE CONSERVATION COMMISSION	BUTLER, M.	3,938	9,872	-	-	13,810	3,591	-	17,401	TRAD	
200214-011	FLORIDA FISH & WILDLIFE CONSERVATION COMMISSION	BUTLER, M.	10,228	13,469	-	-	23,696	6,161	-	29,857	TRAD	
300288-010	UNIVERSITY OF FLORIDA	BUTLER, M.	20,144	1,028	-	-	21,172	5,293	-	26,465	TRAD	
300379-010	UNIVERSITY OF FLORIDA	BUTLER, M.	11,346	3,004	-	-	14,350	3,731	-	18,081	TRAD	
600182-010	GOVERNMENT OF THE BAHAMAS	BUTLER, M.	-	21,770	-	-	21,770	-	-	21,770	TRAD	
100235-010	NATIONAL SCIENCE FOUNDATION	CARPENTER, K.	5,037	13,186	-	-	18,223	9,658	-	27,881	TRAD	
300298-010	OLD DOMINION UNIVERSITY	CARPENTER, K.	5,693	138	-	2	5,833	292	-	6,125	TRAD	
300347-010	ARIZONA STATE UNIVERSITY	CARPENTER, K.	18,168	-	-	-	18,168	-	-	18,168	TRAD	
600174-010	QATAR UNIVERSITY	CARPENTER, K.	24,165	-	-	5,379	29,544	4,833	-	34,377	TRAD	
600185-010	WORLD CONSERVATION UNION (IUCN)	CARPENTER, K.	39,855	9,800	-	4,093	53,748	14,896	-	68,644	TRAD	
600190-010	WORLD CONSERVATION UNION (IUCN)	CARPENTER, K.	75,188	5,659	-	-	80,847	3,282	-	84,129	TRAD	
100340-010	U.S. PUBLIC HEALTH SERVICE (INCLUDING NIH)	DAINES, D.	2,554	4,539	-	-	7,093	3,759	-	10,852	TRAD	
100550-010	U.S. PUBLIC HEALTH SERVICE (INCLUDING NIH)	DAINES, D.	64,572	64,952	17,598	-	147,122	68,648	-	215,770	TRAD	
300295-010	OLD DOMINION UNIVERSITY	DAUER, D.	32,359	-	-	16,962	49,321	6,443	-	55,764	TRAD	
300334-011	OLD DOMINION UNIVERSITY	DAUER, D.	223,393	22,972	-	-	246,365	22,623	-	268,988	TRAD	
300027-010	UNIVERSITY OF VIRGINIA	DAY, F.	4,669	2,375	-	-	7,044	1,831	-	8,875	TRAD	
200165-010	HAMPTON ROADS SANITATION DISTRICT COMMISSION	EGERTON, T.	-	-	-	2,864	2,864	716	-	3,579	TRAD	
200195-010	HAMPTON ROADS SANITATION DISTRICT COMMISSION	EGERTON, T.	51,445	137	-	-	51,582	12,895	-	64,477	TRAD	
200199-010	VA DEPARTMENT OF HEALTH	EGERTON, T.	25,720	8,332	-	-	34,053	2,572	-	36,625	TRAD	
300295-030	OLD DOMINION UNIVERSITY	EGERTON, T.	5,839	344	-	11,399	17,582	1,758	-	19,340	TRAD	
300299-010	OLD DOMINION UNIVERSITY	EGERTON, T.	(81)	-	-	-	(81)	(8)	-	(89)	TRAD	
300334-014	OLD DOMINION UNIVERSITY	EGERTON, T.	66,843	4,026	-	-	70,869	7,087	-	77,955	TRAD	
100586-010	U.S. DEPARTMENT OF AGRICULTURE	GAFF, H.	-	707	-	-	707	-	-	707	TRAD	
200200-010	* VA DEPARTMENT OF GAME AND INLAND FISHERIES	GAFF, H.	3,985	1,342	-	-	5,328	-	-	5,328	TRAD	
400214-010	THE JAYNE KOSKINAS TED GIOVANIS FOUNDATION FOR HEAL	GAFF, H.	-	8,461	-	-	8,461	931	-	9,392	TRAD	
600193-010	UNIVERSITY OF KWAZULU-NATAL (SOUTH AFRICA)	GAFF, H.	26,648	-	-	-	26,648	-	-	26,648	TRAD	
200200-010	* VA DEPARTMENT OF GAME AND INLAND FISHERIES	GAUTHIER, D.	11,956	4,027	-	-	15,983	-	-	15,983	TRAD	
400210-010	* JEFFRESS RESEARCH GRANTS PROGRAM	GAUTHIER, D.	22,967	9,817	-	-	32,784	-	-	32,784	TRAD	
200067-010	VA DEPARTMENT OF AGRICULTURE	HORTH, L.	2,521	3,211	-	-	5,732	-	-	5,732	TRAD	
200186-010	VA DEPARTMENT OF AGRICULTURE	HORTH, L.	9,075	-	-	-	9,075	-	-	9,075	TRAD	
200212-010	VA DEPARTMENT OF AGRICULTURE	HORTH, L.	3,421	8,650	-	-	12,070	-	-	12,070	TRAD	
400268-010	VIRGINIA STATE BEEKEEPERS ASSOCIATION	HORTH, L.	-	915	-	-	915	-	-	915	TRAD	
100367-010	* U.S. DEPARTMENT OF EDUCATION	HYNES, W.	691	624	-	-	1,314	105	-	1,420	TRAD	
400215-010	THE JAYNE KOSKINAS TED GIOVANIS FOUNDATION FOR HEAL	HYNES, W.	-	2,532	-	-	2,532	278	-	2,810	TRAD	
400299-010	FAUQUIER LYME SUPPORT GROUP	HYNES, W.	-	54	-	-	54	-	-	54	TRAD	
100496-010	U.S. PUBLIC HEALTH SERVICE (INCLUDING NIH)	KRAJ, P.	125,269	65,421	-	-	190,690	101,066	-	291,756	TRAD	
100509-010	U.S. PUBLIC HEALTH SERVICE (INCLUDING NIH)	KRAJ, P.	-	2,378	-	-	2,378	1,260	-	3,638	TRAD	
400287-002	CALIFORNIA SEA GRANT	MAXWELL, S.	-	-	-	4,166	4,166	-	-	4,166	TRAD	

SCHEDULE 4
OLD DOMINION UNIVERSITY RESEARCH FOUNDATION
SPONSORED PROGRAM ACTIVITY BY INDIVIDUAL PROJECT
(MEASURED BY EXPENDITURES INCURRED)

FOR FISCAL YEAR 2016

PROJECT NUMBER	SPONSORING AGENCY	PRINCIPAL INVESTIGATOR / PROJECT DIRECTOR	PROJECT DIRECT COST				PROJECT IDC AND FEES			TOTAL PROJECT COSTS	EFFECTIVE INDIRECT COST RATE	CENTER
			PERSONNEL AND FRINGE BENEFITS	SUPPLIES, CONTRACTUAL, GENERAL, & TRAVEL	EQUIPMENT	SUBCONTRACTS, CONSTRUCTION, TUITION & OTHER	TOTAL DIRECT COSTS	REIMBURSED INDIRECT COSTS	TOTAL SPECIAL FEES			
100555-010	* U.S. PUBLIC HEALTH SERVICE (INCLUDING NIH)	OSGOOD, C.	419	176	-	-	596	328	-	923	TRAD	
100585-010	* U.S. PUBLIC HEALTH SERVICE (INCLUDING NIH)	OSGOOD, C.	1,563	463	-	-	2,026	1,114	-	3,140	TRAD	
300201-010	NORTH CAROLINA STATE UNIVERSITY	SONENSHINE, D.	2,695	3,259	-	-	5,954	2,977	-	8,931	TRAD	
300202-020	NORTH CAROLINA STATE UNIVERSITY	SONENSHINE, D.	-	(49)	-	-	(49)	(21)	-	(70)	TRAD	
500247-010	INTREXON CORPORATION	SONENSHINE, D.	10,349	6,031	-	-	16,380	9,009	-	25,388	TRAD	
100542-010	NATIONAL SCIENCE FOUNDATION	WALTERS, E.	24,657	2,097	-	27,797	54,551	6,956	-	61,507	TRAD	
200174-010	MARYLAND DEPARTMENT OF NATURAL RESOURCES	WALTERS, E.	1,950	93	-	-	2,043	531	-	2,574	TRAD	
300194-010	UNIVERSITY OF DELAWARE	WALTERS, E.	14,960	-	-	-	14,960	3,889	-	18,849	TRAD	
400211-010	VIRGINIA ACADEMY OF SCIENCE	WALTERS, E.	-	-	-	189	189	-	-	189	TRAD	
400254-010	VIRGINIA ACADEMY OF SCIENCE	WALTERS, E.	-	1,198	-	-	1,198	-	-	1,198	TRAD	
400261-010	COASTAL VIRGINIA WILDLIFE OBSERVATORY	WALTERS, E.	6,944	1,804	-	-	8,747	-	-	8,747	TRAD	
			996,324	333,122	17,598	72,852	1,419,895	322,804	-	1,742,699	22.73%	
Center for Coastal Physical Oceanography												
300007-010	STATE UNIVERSITY OF NEW JERSEY (ALL CAMPUSES)	ATKINSON, L.	3,443	1,562	-	-	5,005	500	-	5,505	TRAD	
300018-010	* VA INSTITUTE OF MARINE SCIENCE	ATKINSON, L.	2,709	1,441	-	300	4,451	2,200	-	6,650	TRAD	
300205-010	STATE UNIVERSITY OF NEW JERSEY (ALL CAMPUSES)	ATKINSON, L.	72,415	11,561	-	-	83,976	41,988	-	125,965	TRAD	
300366-010	* UNIVERSITY OF NORTH CAROLINA	ATKINSON, L.	749	58	-	-	806	443	-	1,250	TRAD	
300273-010	VA INSTITUTE OF MARINE SCIENCE	COVI, M.	53,241	396	-	-	53,636	210	-	53,846	TRAD	
300273-011	VA INSTITUTE OF MARINE SCIENCE	COVI, M.	8,397	-	-	-	8,397	-	-	8,397	TRAD	
300366-010	* UNIVERSITY OF NORTH CAROLINA	COVI, M.	749	58	-	-	806	443	-	1,250	TRAD	
100325-020	* NATIONAL SCIENCE FOUNDATION	DINNIMAN, M.	6,215	26	-	-	6,241	3,121	-	9,362	TRAD	
100493-010	* U.S. ENVIRONMENTAL PROTECTION AGENCY	DINNIMAN, M.	4,143	87	-	-	4,231	423	-	4,654	TRAD	
300366-010	* UNIVERSITY OF NORTH CAROLINA	EZER, T.	749	58	-	-	806	443	-	1,250	TRAD	
100217-010	* NATIONAL SCIENCE FOUNDATION	HOFMANN, E.	3,609	(1,096)	(2,354)	108,710	108,869	1,332	-	110,201	TRAD	
100325-020	* NATIONAL SCIENCE FOUNDATION	HOFMANN, E.	6,215	26	-	-	6,241	3,121	-	9,362	TRAD	
100471-020	NATIONAL SCIENCE FOUNDATION	HOFMANN, E.	-	-	-	26	26	-	-	26	TRAD	
100477-010	* NATIONAL OCEANIC AND ATMOSPHERIC ADMINISTRATION	HOFMANN, E.	2,998	244	-	450	3,692	811	-	4,503	TRAD	
100539-010	* NATIONAL SCIENCE FOUNDATION	HOFMANN, E.	10,075	625	-	-	10,700	5,671	-	16,370	TRAD	
200154-010	FLORIDA DEPARTMENT OF ENVIRONMENTAL PROTECTION	HOFMANN, E.	70,444	-	-	-	70,444	37,335	-	107,779	TRAD	
300279-010	PENNSYLVANIA STATE UNIVERSITY	HOFMANN, E.	38,425	830	-	-	39,254	20,805	-	60,059	TRAD	
100217-010	* NATIONAL SCIENCE FOUNDATION	KLINCK, J.	3,609	(1,096)	(2,354)	108,710	108,869	1,332	-	110,201	TRAD	
100325-020	* NATIONAL SCIENCE FOUNDATION	KLINCK, J.	6,215	26	-	-	6,241	3,121	-	9,362	TRAD	
100493-010	* U.S. ENVIRONMENTAL PROTECTION AGENCY	KLINCK, J.	4,143	87	-	-	4,231	423	-	4,654	TRAD	
100022-051	NASA GODDARD SPACEFLIGHT CENTER	PLAG, H.	-	5,506	-	-	5,506	-	-	5,506	TRAD	
100463-010	JET PROPULSION LABORATORY	PLAG, H.	12,970	-	-	-	12,970	6,874	-	19,844	TRAD	
100539-010	* NATIONAL SCIENCE FOUNDATION	ST- LAURENT, P.	10,190	625	-	-	10,815	5,732	-	16,547	TRAD	
600192-010	ARUP	PLAG, H.	-	-	-	811	811	41	-	852	TRAD	
			321,701	21,025	(4,708)	219,006	557,026	136,369	-	693,392	24.48%	
Center for Coastal Physical Oceanography - MARI												
300366-010	* UNIVERSITY OF NORTH CAROLINA	PLAG, H.	2,995	230	-	-	3,225	1,774	-	4,998	TRAD	
100565-010	U.S. FISH AND WILDLIFE SERVICES	PLAG, H.	26,665	1,252	-	-	27,916	-	-	27,916	TRAD	
			29,659	1,482	-	-	31,141	1,774	-	32,915	5.70%	

SCHEDULE 4
OLD DOMINION UNIVERSITY RESEARCH FOUNDATION
SPONSORED PROGRAM ACTIVITY BY INDIVIDUAL PROJECT
(MEASURED BY EXPENDITURES INCURRED)
FOR FISCAL YEAR 2016

PROJECT NUMBER	SPONSORING AGENCY	PRINCIPAL INVESTIGATOR / PROJECT DIRECTOR	PROJECT DIRECT COST				PROJECT IDC AND FEES			TOTAL PROJECT COSTS	EFFECTIVE INDIRECT COST RATE	CENTER
			PERSONNEL AND FRINGE BENEFITS	SUPPLIES, CONTRACTUAL, GENERAL, & TRAVEL	EQUIPMENT	SUBCONTRACTS, CONSTRUCTION, TUITION & OTHER	TOTAL DIRECT COSTS	REIMBURSED INDIRECT COSTS	TOTAL SPECIAL FEES			
Chemistry and Biochemistry												
100367-010	* U.S. DEPARTMENT OF EDUCATION	BAYSE, C.	691	624	-	-	1,314	105	-	1,420	TRAD	
400258-010	VIRGINIA ACADEMY OF SCIENCE	BAYSE, C.	-	1,250	-	-	1,250	-	-	1,250	TRAD	
100038-010	NASA GODDARD SPACEFLIGHT CENTER	BERNATH, P.	92,180	910	-	-	93,090	49,338	-	142,428	TRAD	
100039-010	NASA GODDARD SPACEFLIGHT CENTER	BERNATH, P.	26,670	3,821	-	-	30,490	16,160	-	46,650	TRAD	
100367-010	* U.S. DEPARTMENT OF EDUCATION	BERNATH, P.	691	624	-	-	1,314	105	-	1,420	TRAD	
100456-010	NASA GODDARD SPACEFLIGHT CENTER	BERNATH, P.	89,911	2,086	-	-	91,997	48,758	-	140,755	TRAD	
100465-010	NASA GODDARD SPACEFLIGHT CENTER	BERNATH, P.	21,585	3,827	-	-	25,412	13,468	-	38,880	TRAD	
300275-010	OLD DOMINION UNIVERSITY	BERNATH, P.	74,947	5,863	3,030	230,475	314,315	42,829	-	357,144	TRAD	
500204-010	BRUKER OPTICS, INC.	COOPER, J.	3,988	196	-	14,645	18,829	9,979	-	28,807	TRAD	
500266-010	BRUKER OPTICS, INC.	COOPER, J.	8,726	-	-	-	8,726	4,799	-	13,526	TRAD	
300295-020	OLD DOMINION UNIVERSITY	DONAT, J.	25,407	23,464	-	84,816	133,687	6,920	-	140,608	TRAD	
300334-013	OLD DOMINION UNIVERSITY	DONAT, J.	274,653	139,448	27,034	-	441,136	35,280	-	476,416	TRAD	
400218-010	VIRGINIA ACADEMY OF SCIENCE	GREENE, L.	-	34	-	189	223	-	-	223	TRAD	
100513-010	NATIONAL SCIENCE FOUNDATION	HATCHER, P.	41,156	12,575	-	-	53,731	28,477	-	82,208	TRAD	
300006-010	UNIVERSITY OF MAINE	HATCHER, P.	19,949	161	-	-	20,110	6,033	-	26,143	TRAD	
300195-010	TEXAS A&M UNIVERSITY	HATCHER, P.	741	-	-	-	741	371	-	1,112	TRAD	
300323-010	TEXAS A&M UNIVERSITY	HATCHER, P.	70,875	12,840	-	-	83,715	44,369	-	128,084	TRAD	
500146-010	TOTAL, S.A.	HATCHER, P.	12,414	55	-	185	12,654	8,164	-	20,818	TRAD	
100452-010	NATIONAL SCIENCE FOUNDATION	HOLDER, A.	16,964	9,192	-	-	26,156	13,863	-	40,018	TRAD	
100450-010	NATIONAL SCIENCE FOUNDATION	MAO, J.	28,262	1,839	-	-	30,100	15,953	-	46,053	TRAD	
100232-010	NATIONAL SCIENCE FOUNDATION	MOPPER, K.	6,450	102	-	-	6,552	3,472	-	10,024	TRAD	
100512-010	* NATIONAL SCIENCE FOUNDATION	MOPPER, K.	13,894	7,538	3,461	-	24,893	9,905	-	34,797	TRAD	
100512-012	NATIONAL SCIENCE FOUNDATION	MOPPER, K.	-	-	-	1,318	1,318	-	-	1,318	TRAD	
100512-020	* NATIONAL SCIENCE FOUNDATION	MOPPER, K.	7,797	1,719	-	-	9,516	5,044	-	14,560	TRAD	
100512-021	NATIONAL SCIENCE FOUNDATION	MOPPER, K.	-	3,759	-	-	3,759	1,992	-	5,751	TRAD	
100556-010	NATIONAL SCIENCE FOUNDATION	POUTSMA, J.	1,387	-	-	-	1,387	735	-	2,122	TRAD	
300355-010	COLLEGE OF WILLIAM AND MARY	POUTSMA, J.	2,073	-	-	-	2,073	1,098	-	3,171	TRAD	
100236-010	NATIONAL SCIENCE FOUNDATION	WANG, G.	63,897	21,619	-	-	85,517	45,324	-	130,841	TRAD	
500256-010	BOEHRINGER INGELHEIM	WANG, G.	10,901	1,010	-	-	11,912	-	-	11,912	TRAD	
100523-010	NATIONAL SCIENCE FOUNDATION	WOZNIAK, A.	50,274	3,605	-	-	53,879	28,556	-	82,435	TRAD	
100254-010	NATIONAL SCIENCE FOUNDATION	XU, N.	10,238	852	-	-	11,090	5,878	-	16,968	TRAD	
100254-011	NATIONAL SCIENCE FOUNDATION	XU, N.	4,000	56	-	14,714	18,770	-	-	18,770	TRAD	
100254-012	NATIONAL SCIENCE FOUNDATION	XU, N.	23,835	10,685	-	2,400	36,920	8,975	-	45,895	TRAD	
100254-013	NATIONAL SCIENCE FOUNDATION	XU, N.	-	646	-	10,100	10,746	-	-	10,746	TRAD	
100255-016	NATIONAL SCIENCE FOUNDATION	XU, N.	1,000	-	-	2,560	3,560	-	-	3,560	TRAD	
100490-010	NATIONAL SCIENCE FOUNDATION	XU, N.	18,668	1,286	-	-	19,954	10,576	-	30,530	TRAD	
100555-010	* U.S. PUBLIC HEALTH SERVICE (INCLUDING NIH)	XU, N.	7,969	3,346	-	-	11,315	6,223	-	17,539	TRAD	
100585-010	* U.S. PUBLIC HEALTH SERVICE (INCLUDING NIH)	XU, N.	6,252	1,851	-	-	8,102	4,456	-	12,559	TRAD	
300317-010	* OLD DOMINION UNIVERSITY	XU, N.	13,580	1,359	-	-	14,939	-	-	14,939	TRAD	
300317-010	* OLD DOMINION UNIVERSITY	XU, X.	(43)	-	-	-	(43)	-	-	(43)	TRAD	
			1,051,982	278,240	33,525	361,402	1,725,143	477,206	-	2,202,356	27.66%	
Chemistry and Biochemistry - VCERC												
100222-010	* NATIONAL SCIENCE FOUNDATION	HATCHER, P.	(1,327)	-	-	-	(1,327)	(703)	-	(2,030)	VCERC	
100222-010	* NATIONAL SCIENCE FOUNDATION	WOZNIAK, A.	(2,576)	-	-	-	(2,576)	(1,365)	-	(3,941)	VCERC	
			(3,903)	-	-	-	(3,903)	(2,069)	-	(5,971)	53.00%	

SCHEDULE 4
OLD DOMINION UNIVERSITY RESEARCH FOUNDATION
SPONSORED PROGRAM ACTIVITY BY INDIVIDUAL PROJECT
(MEASURED BY EXPENDITURES INCURRED)

FOR FISCAL YEAR 2016

PROJECT NUMBER	SPONSORING AGENCY	PRINCIPAL INVESTIGATOR / PROJECT DIRECTOR	PROJECT DIRECT COST				PROJECT IDC AND FEES			TOTAL PROJECT COSTS	EFFECTIVE INDIRECT COST RATE	CENTER
			PERSONNEL AND FRINGE BENEFITS	SUPPLIES, CONTRACTUAL, GENERAL, & TRAVEL	EQUIPMENT	SUBCONTRACTS, CONSTRUCTION, TUITION & OTHER	TOTAL DIRECT COSTS	REIMBURSED INDIRECT COSTS	TOTAL SPECIAL FEES			
Computer Sciences												
100483-010	* NATIONAL SCIENCE FOUNDATION	CHERNIKOV, A.	18,727	5,578	-	-	24,305	12,882	-	37,187	TRAD	
100525-010	NATIONAL SCIENCE FOUNDATION	CHERNIKOV, A.	-	-	-	8,321	8,321	-	-	8,321	TRAD	
400222-010	NATIONAL INSTITUTE OF AEROSPACE ASSOCIATES (NIA)	CHERNIKOV, A.	34,571	5,032	1,920	-	41,523	3,282	-	44,805	TRAD	
500268-001	* ENGLITY	CHERNIKOV, A.	18,206	-	-	-	18,206	10,013	-	28,219	TRAD	
100204-010	NATIONAL SCIENCE FOUNDATION	CHRISOCHOIDES, N.	26,374	4,195	-	-	30,568	15,284	-	45,852	TRAD	
100249-010	NATIONAL SCIENCE FOUNDATION	CHRISOCHOIDES, N.	-	-	-	5,699	5,699	-	-	5,699	TRAD	
100483-010	* NATIONAL SCIENCE FOUNDATION	CHRISOCHOIDES, N.	36,352	10,829	-	-	47,181	25,006	-	72,187	TRAD	
100558-010	LANGLEY RESEARCH CENTER	CHRISOCHOIDES, N.	28,675	19,043	-	-	47,718	26,245	-	73,963	TRAD	
500268-001	* ENGLITY	CHRISOCHOIDES, N.	36,964	-	-	-	36,964	20,330	-	57,294	TRAD	
500245-010	CUSTOMER 1 FOCUS, LLC	GUPTA, R.	8,645	-	-	1,353	9,998	2,600	-	12,598	TRAD	
600196-010	ACHARYA INSTITUTE OF TECHNOLOGY	GUPTA, R.	-	8,997	-	-	8,997	-	-	8,997	TRAD	
100468-010	* NATIONAL SCIENCE FOUNDATION	HE, J.	28,823	4,088	-	-	32,912	17,443	-	50,355	TRAD	
100532-010	* U.S. PUBLIC HEALTH SERVICE (INCLUDING NIH)	HE, J.	38,074	2,487	-	-	40,560	21,497	-	62,057	TRAD	
100209-010	NATIONAL SCIENCE FOUNDATION	Ji, S.	94,472	10,918	-	-	105,390	55,855	-	161,245	TRAD	
100468-010	* NATIONAL SCIENCE FOUNDATION	Ji, S.	11,529	1,635	-	-	13,165	6,977	-	20,142	TRAD	
100486-010	NATIONAL SCIENCE FOUNDATION	Ji, S.	2,296	-	-	-	2,296	1,217	-	3,512	TRAD	
300315-010	OLD DOMINION UNIVERSITY	Ji, S.	12,124	(66)	-	-	12,058	-	-	12,058	TRAD	
100186-010	NATIONAL SCIENCE FOUNDATION	LI, Y.	25,947	50	-	-	25,997	12,998	-	38,995	TRAD	
100186-011	NATIONAL SCIENCE FOUNDATION	LI, Y.	4,666	-	-	-	4,666	-	-	4,666	TRAD	
500155-010	E&E ENTERPRISES	MALY, K.	7,590	-	-	-	7,590	1,973	-	9,564	TRAD	
500161-010	ABS ENTERPRISE SERVICES GROUP	MALY, K.	2,753	-	-	5,339	8,092	2,104	-	10,196	TRAD	
600189-010	PES INSTITUTE OF TECHNOLOGY	MALY, K.	-	-	-	4,506	4,506	-	-	4,506	TRAD	
100467-010	NATIONAL SCIENCE FOUNDATION	NADEEM, T.	67,035	24,074	-	11,281	102,391	48,288	-	150,679	TRAD	
100481-010	* NATIONAL SCIENCE FOUNDATION	NADEEM, T.	4,699	660	-	-	5,359	2,840	-	8,199	TRAD	
100507-010	* NATIONAL SCIENCE FOUNDATION	NADEEM, T.	29,867	1,667	51,709	-	83,243	16,713	-	99,956	TRAD	
100514-010	NATIONAL SCIENCE FOUNDATION	NADEEM, T.	-	-	-	20,000	20,000	-	-	20,000	TRAD	
300234-017	* UNIVERSITY OF IDAHO	NADEEM, T.	1,551	(0)	-	-	1,551	822	-	2,372	TRAD	
300234-018	* UNIVERSITY OF IDAHO	NADEEM, T.	5,063	-	-	-	5,063	2,684	-	7,747	TRAD	
100485-010	* NATIONAL ENDOWMENT FOR THE HUMANITIES	NELSON, M.	16,316	10,180	-	-	26,496	14,043	-	40,539	TRAD	
100519-010	* INSTITUTE OF MUSEUM AND LIBRARY SERVICES	NELSON, M.	28,930	4,109	-	-	33,039	17,510	-	50,549	TRAD	
100552-010	* NATIONAL SCIENCE FOUNDATION	NELSON, M.	15,996	2,896	-	-	18,892	10,013	-	28,904	TRAD	
300380-010	* OLD DOMINION UNIVERSITY	NELSON, M.	2,832	1,621	-	-	4,453	-	-	4,453	TRAD	
600191-010	INTERNATIONAL INERNET PRESERVATION CONSORTIUM	NELSON, M.	20,633	6,553	-	-	27,186	-	-	27,186	TRAD	
100202-010	* NATIONAL SCIENCE FOUNDATION	OLARIU, S.	4	350	-	-	354	177	-	532	TRAD	
100202-011	* NATIONAL SCIENCE FOUNDATION	OLARIU, S.	1,381	-	-	-	1,381	-	-	1,381	TRAD	

SCHEDULE 4
OLD DOMINION UNIVERSITY RESEARCH FOUNDATION
SPONSORED PROGRAM ACTIVITY BY INDIVIDUAL PROJECT
(MEASURED BY EXPENDITURES INCURRED)
FOR FISCAL YEAR 2016

PROJECT NUMBER	SPONSORING AGENCY	PRINCIPAL INVESTIGATOR / PROJECT DIRECTOR	PROJECT DIRECT COST				PROJECT IDC AND FEES			TOTAL PROJECT COSTS	EFFECTIVE INDIRECT COST RATE	CENTER
			PERSONNEL AND FRINGE BENEFITS	SUPPLIES, CONTRACTUAL, GENERAL, & TRAVEL	EQUIPMENT	SUBCONTRACTS, CONSTRUCTION, TUITION & OTHER	TOTAL DIRECT COSTS	REIMBURSED INDIRECT COSTS	TOTAL SPECIAL FEES			
100468-010	* NATIONAL SCIENCE FOUNDATION	RANJAN, D.	8,647	1,227	-	-	9,874	5,233	-	15,107	TRAD	
100554-010	* NATIONAL SCIENCE FOUNDATION	RANJAN, D.	5,500	15	-	-	5,515	2,923	-	8,438	TRAD	
300326-010	* OLD DOMINION UNIVERSITY	RANJAN, D.	7,104	-	-	-	7,104	-	-	7,104	TRAD	
400110-015	* JEFFERSON SCIENCE ASSOCIATES, LLC (JEFFERSON LAB)	RANJAN, D.	4,520	-	-	-	4,520	-	-	4,520	TRAD	
400210-010	* JEFFRESS RESEARCH GRANTS PROGRAM	RANJAN, D.	11,484	4,909	-	-	16,392	-	-	16,392	TRAD	
400257-010	* NATIONAL INSTITUTE OF AEROSPACE ASSOCIATES (NIA)	RANJAN, D.	7,258	-	-	-	7,258	3,992	-	11,250	TRAD	
400262-010	JEFFERSON SCIENCE ASSOCIATES, LLC (JEFFERSON LAB)	RANJAN, D.	5,537	-	-	-	5,537	-	-	5,537	TRAD	
400295-010	NATIONAL INSTITUTE OF AEROSPACE ASSOCIATES (NIA)	RANJAN, D.	4,467	-	-	-	4,467	1,161	-	5,628	TRAD	
100202-010	* NATIONAL SCIENCE FOUNDATION	WEIGLE, M.	4	350	-	-	354	177	-	532	TRAD	
100202-011	* NATIONAL SCIENCE FOUNDATION	WEIGLE, M.	1,381	-	-	-	1,381	-	-	1,381	TRAD	
100481-010	* NATIONAL SCIENCE FOUNDATION	WEIGLE, M.	4,699	660	-	-	5,359	2,840	-	8,199	TRAD	
100485-010	* NATIONAL ENDOWMENT FOR THE HUMANITIES	WEIGLE, M.	16,316	10,180	-	-	26,496	14,043	-	40,539	TRAD	
100519-010	* INSTITUTE OF MUSEUM AND LIBRARY SERVICES	WEIGLE, M.	28,930	4,109	-	-	33,039	17,510	-	50,549	TRAD	
100552-010	* NATIONAL SCIENCE FOUNDATION	WEIGLE, M.	15,996	2,896	-	-	18,892	10,013	-	28,904	TRAD	
300380-010	* OLD DOMINION UNIVERSITY	WEIGLE, M.	2,832	1,621	-	-	4,453	-	-	4,453	TRAD	
100532-010	* U.S. PUBLIC HEALTH SERVICE (INCLUDING NIH)	WRIGGERS, W.	58,157	2,373	-	-	60,530	32,081	-	92,611	TRAD	
100468-010	* NATIONAL SCIENCE FOUNDATION	ZUBAIR, M.	8,647	1,227	-	-	9,874	5,233	-	15,107	TRAD	
100554-010	* NATIONAL SCIENCE FOUNDATION	ZUBAIR, M.	5,500	15	-	-	5,515	2,923	-	8,438	TRAD	
300295-060	OLD DOMINION UNIVERSITY	ZUBAIR, M.	5,219	-	-	3,600	8,819	882	-	9,700	TRAD	
300326-010	* OLD DOMINION UNIVERSITY	ZUBAIR, M.	7,104	-	-	-	7,104	-	-	7,104	TRAD	
300334-015	OLD DOMINION UNIVERSITY	ZUBAIR, M.	10,337	-	-	-	10,337	1,034	-	11,371	TRAD	
400110-015	* JEFFERSON SCIENCE ASSOCIATES, LLC (JEFFERSON LAB)	ZUBAIR, M.	4,520	-	-	-	4,520	-	-	4,520	TRAD	
400210-010	* JEFFRESS RESEARCH GRANTS PROGRAM	ZUBAIR, M.	11,484	4,909	-	-	16,392	-	-	16,392	TRAD	
400257-010	* NATIONAL INSTITUTE OF AEROSPACE ASSOCIATES (NIA)	ZUBAIR, M.	7,258	-	-	-	7,258	3,992	-	11,250	TRAD	
400286-010	NATIONAL INSTITUTE OF AEROSPACE ASSOCIATES (NIA)	ZUBAIR, M.	6,202	-	-	-	6,202	1,612	-	7,814	TRAD	
			880,197	159,386	53,629	60,098	1,153,315	454,447	-	1,607,758	39.40%	
Mathematics and Statistics												
100007-010	LANGLEY RESEARCH CENTER	BADAVI, F.	175,783	8,021	-	-	183,803	47,789	-	231,592	TRAD	
300295-050	OLD DOMINION UNIVERSITY	CHAGANTY, R.	2,160	-	-	7,844	10,004	1,000	-	11,004	TRAD	
300334-010	OLD DOMINION UNIVERSITY	CHAGANTY, R.	16,688	48	-	-	16,736	1,674	-	18,409	TRAD	
400018-010	EASTERN VIRGINIA MEDICAL SCHOOL	CHAGANTY, R.	29,484	2,023	-	-	31,507	-	-	31,507	TRAD	
400056-010	* AMERICAN DIABETES ASSOCIATION	DIAWARA, N.	3,132	184	-	489	3,805	497	-	4,302	TRAD	
100367-010	* U.S. DEPARTMENT OF EDUCATION	DORREPAAL, J.	691	624	-	-	1,314	105	-	1,420	TRAD	
200162-010	* STATE COUNCIL FOR HIGHER EDUCATION IN VA (SCHEV)	DOVIAK, S.	3,169	954	-	1,350	5,473	330	-	5,803	TRAD	
100020-010	NASA/HEADQUARTERS	HU, F.	87,475	8,024	-	-	95,499	47,750	-	143,249	TRAD	
100557-010	NATIONAL SCIENCE FOUNDATION	LUO, L.	-	5,700	-	10,300	16,000	-	-	16,000	TRAD	
100243-010	* NATIONAL SCIENCE FOUNDATION	PENG, Y.	25,860	1,842	-	-	27,702	14,682	-	42,384	TRAD	
300335-010	* VIRGINIA COMMONWEALTH UNIVERSITY	SHETH-CHANDRA, M.	5,257	516	-	-	5,773	-	-	5,773	TRAD	
100367-010	* U.S. DEPARTMENT OF EDUCATION	STROZAK, R.	691	624	-	-	1,314	105	-	1,420	TRAD	
100016-010	LANGLEY RESEARCH CENTER	TWEED, J.	7,502	-	-	-	7,502	1,951	-	9,453	TRAD	
100480-010	* LANGLEY RESEARCH CENTER	TWEED, J.	2,048	111	-	-	2,160	562	-	2,721	TRAD	
100480-010	* LANGLEY RESEARCH CENTER	WALKER, S.	21,419	-	-	-	21,419	5,569	-	26,988	TRAD	
100219-010	NATIONAL SCIENCE FOUNDATION	WANG, J.	21,424	4,555	-	-	25,979	13,769	-	39,748	TRAD	
100231-010	* NATIONAL SCIENCE FOUNDATION	WANG, J.	6,637	2,244	-	-	8,881	4,707	-	13,588	TRAD	
100243-010	* NATIONAL SCIENCE FOUNDATION	WANG, J.	17,240	1,228	-	-	18,468	9,788	-	28,256	TRAD	
100501-010	* NATIONAL SCIENCE FOUNDATION	WANG, J.	16,873	2,434	-	-	19,307	10,233	-	29,539	TRAD	
100480-010	* LANGLEY RESEARCH CENTER	WILSON, J.	60,340	2,115	-	-	62,455	16,238	-	78,693	TRAD	
100564-010	NATIONAL SCIENCE FOUNDATION	ZHOU, R.	4,185	2,130	-	-	6,315	3,473	-	9,788	TRAD	
			508,058	43,375	-	19,983	571,412	180,221	-	751,636	31.54%	

SCHEDULE 4
OLD DOMINION UNIVERSITY RESEARCH FOUNDATION
SPONSORED PROGRAM ACTIVITY BY INDIVIDUAL PROJECT
(MEASURED BY EXPENDITURES INCURRED)

FOR FISCAL YEAR 2016

PROJECT NUMBER	SPONSORING AGENCY	PRINCIPAL INVESTIGATOR / PROJECT DIRECTOR	PROJECT DIRECT COST				PROJECT IDC AND FEES			TOTAL PROJECT COSTS	EFFECTIVE INDIRECT COST RATE	CENTER
			PERSONNEL AND FRINGE BENEFITS	SUPPLIES, CONTRACTUAL, GENERAL, & TRAVEL	EQUIPMENT	SUBCONTRACTS, CONSTRUCTION, TUITION & OTHER	TOTAL DIRECT COSTS	REIMBURSED INDIRECT COSTS	TOTAL SPECIAL FEES			
Ocean, Earth and Atmospheric Sciences												
100211-010	NATIONAL SCIENCE FOUNDATION	BOCHDANSKY, A.	34,387	378	-	-	34,765	18,425	-	53,190	TRAD	
100225-010	NATIONAL SCIENCE FOUNDATION	BOCHDANSKY, A.	26,348	15,352	-	-	41,699	22,101	-	63,800	TRAD	
300320-010	OLD DOMINION UNIVERSITY	BOCHDANSKY, A.	8,817	18,661	-	-	27,479	-	-	27,479	TRAD	
300282-010	* NATIONAL SCIENCE FOUNDATION	BOCHDANSKY, A.	-	-	(8)	-	(8)	-	-	(8)	TRAD	
100228-010	NATIONAL SCIENCE FOUNDATION	BURDIGE, D.	14,338	1,863	-	(0)	16,201	8,587	-	24,787	TRAD	
100528-010	NATIONAL SCIENCE FOUNDATION	BURDIGE, D.	-	(229)	(28,645)	-	(28,874)	-	-	(28,874)	TRAD	
100536-010	NATIONAL SCIENCE FOUNDATION	BURDIGE, D.	64,470	36,069	28,645	99,908	229,092	55,296	-	284,388	TRAD	
300332-010	TEXAS A&M UNIVERSITY	BURDIGE, D.	850	-	-	110	960	-	-	960	TRAD	
100022-042	NASA GODDARD SPACEFLIGHT CENTER	CHAPPELL, P.	-	355	-	-	355	-	-	355	TRAD	
100530-010	NATIONAL SCIENCE FOUNDATION	CHAPPELL, P.	48,896	19,326	-	-	68,223	36,158	-	104,380	TRAD	
100547-010	NATIONAL SCIENCE FOUNDATION	CHAPPELL, P.	11,905	4,454	-	-	16,358	8,670	-	25,028	TRAD	
200188-020	* OLD DOMINION UNIVERSITY	COVI, M.	-	437	-	684	1,121	35	-	1,156	TRAD	
200188-030	* OLD DOMINION UNIVERSITY	COVI, M.	2,463	-	-	-	2,463	197	-	2,660	TRAD	
300316-010	VA INSTITUTE OF MARINE SCIENCE	COVI, M.	1,527	-	-	-	1,527	-	-	1,527	TRAD	
300353-010	VA INSTITUTE OF MARINE SCIENCE	COVI, M.	727	4,488	-	-	5,215	1,356	-	6,571	TRAD	
300373-010	* VA INSTITUTE OF MARINE SCIENCE	COVI, M.	1,236	2,250	-	-	3,486	906	-	4,392	TRAD	
400282-010	BLUE MOON FUND	COVI, M.	31,986	5,460	-	-	37,446	5,617	-	43,063	TRAD	
100214-010	NATIONAL SCIENCE FOUNDATION	CUTTER, G.	37,438	12,570	-	-	50,008	25,004	-	75,012	TRAD	
100223-010	NATIONAL SCIENCE FOUNDATION	CUTTER, G.	41,953	8,972	-	-	50,925	26,990	-	77,915	TRAD	
100257-010	NATIONAL SCIENCE FOUNDATION	CUTTER, G.	55,831	101,129	-	30,575	187,534	83,188	-	270,722	TRAD	
100484-010	NATIONAL SCIENCE FOUNDATION	CUTTER, G.	25,073	2,661	-	-	27,734	14,699	-	42,433	TRAD	
100198-010	NATIONAL SCIENCE FOUNDATION	DARBY, D.	4,508	3,836	-	-	8,343	4,172	-	12,515	TRAD	
100501-010	* NATIONAL SCIENCE FOUNDATION	DOBBS, F.	15,575	2,247	-	-	17,822	9,446	-	27,267	TRAD	
200220-010	VA WATER RESOURCES RESEARCH CENTER	DOBBS, F.	318	-	-	-	318	-	-	318	TRAD	
100511-010	NASA/HEADQUARTERS	HAMLINGTON, B.	7,491	13,583	-	-	21,074	11,169	-	32,244	TRAD	
100577-010	NATIONAL SCIENCE FOUNDATION	HAMLINGTON, B.	1,722	-	-	-	1,722	947	-	2,669	TRAD	
300372-010	UNIVERSITY OF COLORADO	HAMLINGTON, B.	12,729	-	-	-	12,729	6,746	-	19,475	TRAD	
100023-010	* NATIONAL SCIENCE FOUNDATION	HARVEY, R.	446	(16)	-	5,565	5,995	1	-	5,996	TRAD	
100227-010	NATIONAL SCIENCE FOUNDATION	HARVEY, R.	61,198	8,952	-	-	70,150	37,180	-	107,330	TRAD	
100433-010	NORTH PACIFIC RESEARCH BOARD	HARVEY, R.	-	1,780	-	-	1,780	943	-	2,723	TRAD	
100540-010	NORTH PACIFIC RESEARCH BOARD	HARVEY, R.	-	1,117	-	-	1,117	592	-	1,710	TRAD	
300233-010	UNIVERSITY OF TEXAS AT AUSTIN	HARVEY, R.	46,779	4,719	-	(76)	51,422	25,749	-	77,171	TRAD	
300282-010	* NATIONAL SCIENCE FOUNDATION	HARVEY, R.	-	-	(8)	-	(8)	-	-	(8)	TRAD	
600198-010	STANTEC	HARVEY, R.	1,851	1,100	-	-	2,950	767	-	3,718	TRAD	
300322-010	UNIVERSITY OF SOUTHERN MISSISSIPPI	HOFMANN, E.	31,630	1,549	-	-	33,179	17,585	-	50,764	TRAD	
200016-010	VA MARINE RESOURCES COMMISSION (VMRC)	JONES, C.	-	(247)	-	-	(247)	(47)	-	(295)	TRAD	
200018-010	VA MARINE RESOURCES COMMISSION (VMRC)	JONES, C.	-	(86)	-	-	(86)	(22)	-	(108)	TRAD	
200020-010	VA MARINE RESOURCES COMMISSION (VMRC)	JONES, C.	-	(1,276)	-	-	(1,276)	(319)	-	(1,595)	TRAD	
200176-010	VA MARINE RESOURCES COMMISSION (VMRC)	JONES, C.	62,102	5,409	-	-	67,511	16,878	-	84,388	TRAD	
200202-010	VA MARINE RESOURCES COMMISSION (VMRC)	JONES, C.	138,496	10,082	-	-	148,578	37,145	-	185,723	TRAD	

SCHEDULE 4
OLD DOMINION UNIVERSITY RESEARCH FOUNDATION
SPONSORED PROGRAM ACTIVITY BY INDIVIDUAL PROJECT
(MEASURED BY EXPENDITURES INCURRED)

FOR FISCAL YEAR 2016

PROJECT NUMBER	SPONSORING AGENCY	PRINCIPAL INVESTIGATOR / PROJECT DIRECTOR	PROJECT DIRECT COST				PROJECT IDC AND FEES			TOTAL PROJECT COSTS	EFFECTIVE INDIRECT COST RATE	CENTER
			PERSONNEL AND FRINGE BENEFITS	SUPPLIES, CONTRACTUAL, GENERAL, & TRAVEL	EQUIPMENT	SUBCONTRACTS, CONSTRUCTION, TUITION & OTHER	TOTAL DIRECT COSTS	REIMBURSED INDIRECT COSTS	TOTAL SPECIAL FEES			
100040-010	NASA GODDARD SPACEFLIGHT CENTER	MULHOLLAND, M.	(62)	-	-	(0)	(62)	(33)	-	(95)	TRAD	
100233-010	NATIONAL SCIENCE FOUNDATION	MULHOLLAND, M.	33,981	2,584	12,603	-	49,168	19,380	-	68,548	TRAD	
100464-010	NATIONAL SCIENCE FOUNDATION	MULHOLLAND, M.	89,567	40,051	-	-	129,619	68,698	-	198,316	TRAD	
100512-010	* NATIONAL SCIENCE FOUNDATION	MULHOLLAND, M.	22,669	12,298	5,647	-	40,614	16,160	-	56,774	TRAD	
100512-020	* NATIONAL SCIENCE FOUNDATION	MULHOLLAND, M.	12,722	2,805	-	-	15,527	8,229	-	23,756	TRAD	
300118-012	OLD DOMINION UNIVERSITY	MULHOLLAND, M.	-	-	-	32	32	-	-	32	TRAD	
300282-010	* NATIONAL SCIENCE FOUNDATION	MULHOLLAND, M.	-	-	(8)	-	(8)	-	-	(8)	TRAD	
300293-010	DARTMOUTH COLLEGE	MULHOLLAND, M.	-	283	-	-	283	-	-	283	TRAD	
300330-010	UNIVERSITY OF NEW HAMPSHIRE	MULHOLLAND, M.	21,844	6,370	-	-	28,214	17,166	-	45,380	TRAD	
300371-010	DARTMOUTH COLLEGE	MULHOLLAND, M.	17,226	1,246	-	-	18,472	-	-	18,472	TRAD	
100510-010	NATIONAL SCIENCE FOUNDATION	SCHMIDT, M.	19,535	36,352	-	103,187	159,074	29,621	-	188,695	TRAD	
100220-010	NATIONAL SCIENCE FOUNDATION	SEDWICK, P.	35,634	840	-	-	36,475	19,332	-	55,806	TRAD	
100233-020	NATIONAL SCIENCE FOUNDATION	SEDWICK, P.	26,510	2,939	-	-	29,448	15,608	-	45,056	TRAD	
100325-010	NATIONAL SCIENCE FOUNDATION	SEDWICK, P.	19,257	(52)	-	-	19,205	9,603	-	28,807	TRAD	
100325-020	* NATIONAL SCIENCE FOUNDATION	SEDWICK, P.	6,215	26	-	-	6,241	3,121	-	9,362	TRAD	
100546-010	NATIONAL SCIENCE FOUNDATION	SEDWICK, P.	-	-	522,612	-	522,612	-	-	522,612	TRAD	
100563-010	NATIONAL SCIENCE FOUNDATION	SEDWICK, P.	9,430	7,910	-	-	17,340	9,537	-	26,877	TRAD	
300282-010	* NATIONAL SCIENCE FOUNDATION	SEDWICK, P.	-	-	(8)	-	(8)	-	-	(8)	TRAD	
200177-010	* OLD DOMINION UNIVERSITY	WHITTECAR, G.	60,359	27,154	-	1,471	88,984	4,376	-	93,359	TRAD	
200183-010	* OLD DOMINION UNIVERSITY	WHITTECAR, G.	5,039	1,632	-	2,246	8,917	534	-	9,451	TRAD	
200183-020	* OLD DOMINION UNIVERSITY	WHITTECAR, G.	5,071	1,729	-	(2,246)	4,554	544	-	5,098	TRAD	
200188-010	* OLD DOMINION UNIVERSITY	WHITTECAR, G.	6,523	248	-	3,758	10,530	542	-	11,072	TRAD	
200188-020	* OLD DOMINION UNIVERSITY	WHITTECAR, G.	-	655	-	1,026	1,681	52	-	1,733	TRAD	
200188-030	* OLD DOMINION UNIVERSITY	WHITTECAR, G.	3,694	-	-	-	3,694	296	-	3,989	TRAD	
300041-010	VA POLYTECHNIC INSTITUTE AND STATE UNIVERSITY	WHITTECAR, G.	23,997	9,486	-	528	34,011	11,719	-	45,730	TRAD	
300133-010	* OLD DOMINION UNIVERSITY	WHITTECAR, G.	-	(197)	-	-	(197)	(16)	-	(212)	TRAD	
300143-020	* OLD DOMINION UNIVERSITY	WHITTECAR, G.	1,598	2,074	-	3,350	7,021	184	-	7,205	TRAD	
300143-040	* OLD DOMINION UNIVERSITY	WHITTECAR, G.	13,187	-	-	-	13,187	659	-	13,846	TRAD	
300284-010	* OLD DOMINION UNIVERSITY	WHITTECAR, G.	2,714	12,399	-	5,953	21,065	1,100	-	22,165	TRAD	
500048-010	WEANACK LAND LIMITED PARTNERS	WHITTECAR, G.	3,587	460	-	-	4,047	1,052	-	5,099	TRAD	
100181-010	NATIONAL SCIENCE FOUNDATION	ZIMMERMAN, R.	8,438	7,347	-	-	15,785	7,893	-	23,678	TRAD	
100493-010	* U.S. ENVIRONMENTAL PROTECTION AGENCY	ZIMMERMAN, R.	4,143	87	-	-	4,231	423	-	4,654	TRAD	
200160-010	MARYLAND DEPARTMENT OF NATURAL RESOURCES	ZIMMERMAN, R.	968	474	-	-	1,441	-	-	1,441	TRAD	
300282-010	* NATIONAL SCIENCE FOUNDATION	ZIMMERMAN, R.	-	-	(8)	-	(8)	-	-	(8)	TRAD	
			1,246,934	464,145	540,822	256,069	2,507,974	721,937	-	3,229,908	28.79%	

SCHEDULE 4
OLD DOMINION UNIVERSITY RESEARCH FOUNDATION
SPONSORED PROGRAM ACTIVITY BY INDIVIDUAL PROJECT
(MEASURED BY EXPENDITURES INCURRED)

FOR FISCAL YEAR 2016

PROJECT NUMBER	SPONSORING AGENCY	PRINCIPAL INVESTIGATOR / PROJECT DIRECTOR	PROJECT DIRECT COST				PROJECT IDC AND FEES			TOTAL PROJECT COSTS	EFFECTIVE INDIRECT COST RATE	CENTER
			PERSONNEL AND FRINGE BENEFITS	SUPPLIES, CONTRACTUAL, GENERAL, & TRAVEL	EQUIPMENT	SUBCONTRACTS, CONSTRUCTION, TUITION & OTHER	TOTAL DIRECT COSTS	REIMBURSED INDIRECT COSTS	TOTAL SPECIAL FEES			
Ocean, Earth and Atmospheric Sciences - SSRP												
200166-010	HAMPTON ROADS SANITATION DISTRICT COMMISSION	FILIPPINO, K.	36,020	522	-	-	36,542	9,136	-	45,678	SSRP	
100023-010	* NATIONAL SCIENCE FOUNDATION	FILIPPINO, K.	4,015	(145)	-	50,085	53,955	6	-	53,961	SSRP	
100215-010	NATIONAL SCIENCE FOUNDATION	HILL, V.	134,035	15,336	-	-	149,370	79,166	-	228,537	SSRP	
100493-010	* U.S. ENVIRONMENTAL PROTECTION AGENCY	HILL, V.	4,143	87	-	-	4,231	423	-	4,654	SSRP	
100575-010	NATIONAL OCEANIC AND ATMOSPHERIC ADMINISTRATION	HILL, V.	4,070	-	-	-	4,070	2,238	-	6,308	SSRP	
300265-010	UNIVERSITY OF WASHINGTON	HILL, V.	775	-	-	-	775	388	-	1,163	SSRP	
400285-010	CONSORTIUM FOR OCEAN LEADERSHIP, INC.	HILL, V.	-	8,994	-	-	8,994	-	-	8,994	SSRP	
			183,058	24,795	-	50,085	257,937	91,357	-	349,294	35.42%	
Physics												
100388-140	* U.S. DEPARTMENT OF ENERGY	AMARIAN, M.	78,335	10,947	1,085	334	90,701	44,641	-	135,342	TRAD	
100472-010	* NATIONAL SCIENCE FOUNDATION	ARETI, H.	-	(46)	-	43,836	43,790	-	-	43,790	TRAD	
100392-030	* U.S. DEPARTMENT OF ENERGY	BALITSKY, I.	12,885	1,430	-	1,401	15,716	7,587	-	23,303	TRAD	
100388-140	* U.S. DEPARTMENT OF ENERGY	BUELTMANN, S.	78,335	10,947	1,085	334	90,701	44,641	-	135,342	TRAD	
100472-010	* NATIONAL SCIENCE FOUNDATION	BUELTMANN, S.	-	(15)	-	14,612	14,597	-	-	14,597	TRAD	
100252-010	* NATIONAL SCIENCE FOUNDATION	DE PAOR, D.	33,770	46,140	-	6,265	86,174	42,352	-	128,526	TRAD	
300340-010	JAMES MADISON UNIVERSITY	DE PAOR, D.	-	645	-	-	645	168	-	812	TRAD	
100387-010	* U.S. DEPARTMENT OF ENERGY	DELAYEN, J.	28,622	11,910	7,641	161,604	209,777	21,482	-	231,259	TRAD	
100394-010	U.S. DEPARTMENT OF ENERGY	DELAYEN, J.	(3,615)	-	-	-	(3,615)	(1,808)	-	(5,423)	TRAD	
100443-030	FERMI NATIONAL ACCELERATOR LABORATORY	DELAYEN, J.	88,955	24,682	-	17,754	131,391	56,818	-	188,209	TRAD	
100443-040	FERMI NATIONAL ACCELERATOR LABORATORY	DELAYEN, J.	29,864	17,020	-	3,925	50,808	12,190	-	62,998	TRAD	
100492-010	* NATIONAL SCIENCE FOUNDATION	DELAYEN, J.	37,188	6,620	-	10,111	53,919	23,218	-	77,138	TRAD	
400275-010	JEFFERSON SCIENCE ASSOCIATES, LLC (JEFFERSON LAB)	DELAYEN, J.	29,548	4,455	-	-	34,003	8,841	-	42,843	TRAD	
500279-010	NIOWAVE, INC.	DELAYEN, J.	7,579	10,241	-	-	17,819	9,801	-	27,620	TRAD	
100388-140	* U.S. DEPARTMENT OF ENERGY	DODGE, G.	77,397	10,816	1,072	330	89,615	44,106	-	133,721	TRAD	
100381-010	U.S. DEPARTMENT OF ENERGY	DUDEK, J.	-	6,279	-	-	6,279	1,633	-	7,912	TRAD	
100392-030	* U.S. DEPARTMENT OF ENERGY	DUDEK, J.	12,885	1,430	-	1,401	15,716	7,587	-	23,303	TRAD	
300068-010	OLD DOMINION UNIVERSITY	DUDEK, J.	71,905	10,137	-	-	82,041	41,021	-	123,062	TRAD	
100554-010	* NATIONAL SCIENCE FOUNDATION	GODUNOV, A.	25	-	-	-	25	13	-	38	TRAD	
100554-010	* NATIONAL SCIENCE FOUNDATION	GODUNOV, A.	5,476	15	-	-	5,491	2,910	-	8,401	TRAD	
300326-010	* OLD DOMINION UNIVERSITY	GODUNOV, A.	7,104	-	-	-	7,104	-	-	7,104	TRAD	
100387-010	* U.S. DEPARTMENT OF ENERGY	GUREVICH, A.	28,622	11,910	7,641	161,604	209,777	21,482	-	231,259	TRAD	
100387-020	U.S. DEPARTMENT OF ENERGY	GUREVICH, A.	3,010	7,356	-	-	10,367	2,695	-	13,062	TRAD	
100492-010	* NATIONAL SCIENCE FOUNDATION	GUREVICH, A.	37,188	6,620	-	10,111	53,919	23,218	-	77,138	TRAD	
100195-010	NATIONAL SCIENCE FOUNDATION	HAVEY, M.	-	56	500	-	556	28	-	584	TRAD	
100388-140	* U.S. DEPARTMENT OF ENERGY	HYDE, C.	78,335	10,947	1,085	334	90,701	44,641	-	135,342	TRAD	
100429-010	BROOKHAVEN NATIONAL LABORATORY	HYDE, C.	36,570	-	-	-	36,570	19,382	-	55,951	TRAD	
100587-010	NATIONAL SCIENCE FOUNDATION	KRAFFT, G.	-	-	-	19,902	19,902	-	-	19,902	TRAD	
100384-010	* U.S. DEPARTMENT OF ENERGY	KUHN, S.	2,463	1,651	-	(1)	4,113	2,057	-	6,169	TRAD	
100388-140	* U.S. DEPARTMENT OF ENERGY	KUHN, S.	78,335	10,947	1,085	334	90,701	44,641	-	135,342	TRAD	
100392-030	* U.S. DEPARTMENT OF ENERGY	RADYUSHKIN, A.	12,885	1,430	-	1,401	15,716	7,587	-	23,303	TRAD	
400110-019	JEFFERSON SCIENCE ASSOCIATES, LLC (JEFFERSON LAB)	RANJAN, D.	13,547	-	-	-	13,547	-	-	13,547	TRAD	
100392-030	* U.S. DEPARTMENT OF ENERGY	SCHIAVILLA, R.	12,885	1,430	-	1,401	15,716	7,587	-	23,303	TRAD	
400110-016	JEFFERSON SCIENCE ASSOCIATES, LLC (JEFFERSON LAB)	SUKENIK, C.	21,103	-	-	-	21,103	-	-	21,103	TRAD	
400110-018	JEFFERSON SCIENCE ASSOCIATES, LLC (JEFFERSON LAB)	SUKENIK, C.	143,685	15,293	-	-	158,978	-	-	158,978	TRAD	
400124-030	JEFFERSON SCIENCE ASSOCIATES, LLC (JEFFERSON LAB)	SUKENIK, C.	186,957	6,592	-	-	193,549	-	-	193,549	TRAD	
400124-031	JEFFERSON SCIENCE ASSOCIATES, LLC (JEFFERSON LAB)	SUKENIK, C.	41,281	-	-	-	41,281	-	-	41,281	TRAD	
400124-032	JEFFERSON SCIENCE ASSOCIATES, LLC (JEFFERSON LAB)	SUKENIK, C.	35,082	-	-	-	35,082	-	-	35,082	TRAD	
400124-040	JEFFERSON SCIENCE ASSOCIATES, LLC (JEFFERSON LAB)	SUKENIK, C.	508,833	-	-	-	508,833	-	-	508,833	TRAD	
400223-010	JEFFERSON SCIENCE ASSOCIATES, LLC (JEFFERSON LAB)	SUKENIK, C.	64,139	-	-	-	64,139	-	-	64,139	TRAD	
400124-041	JEFFERSON SCIENCE ASSOCIATES, LLC (JEFFERSON LAB)	SUKENIK, C.	40,037	-	-	-	40,037	-	-	40,037	TRAD	

SCHEDULE 4
OLD DOMINION UNIVERSITY RESEARCH FOUNDATION
SPONSORED PROGRAM ACTIVITY BY INDIVIDUAL PROJECT
(MEASURED BY EXPENDITURES INCURRED)

FOR FISCAL YEAR 2016

PROJECT NUMBER	SPONSORING AGENCY	PRINCIPAL INVESTIGATOR / PROJECT DIRECTOR	PROJECT DIRECT COST				PROJECT IDC AND FEES			TOTAL PROJECT COSTS	EFFECTIVE INDIRECT COST RATE	CENTER
			PERSONNEL AND FRINGE BENEFITS	SUPPLIES, CONTRACTUAL, GENERAL, & TRAVEL	EQUIPMENT	SUBCONTRACTS, CONSTRUCTION, TUITION & OTHER	TOTAL DIRECT COSTS	REIMBURSED INDIRECT COSTS	TOTAL SPECIAL FEES			
100554-010	* NATIONAL SCIENCE FOUNDATION	TERZIC, B.	5,500	15	-	-	5,515	2,923	-	8,438	TRAD	
300326-010	* OLD DOMINION UNIVERSITY	TERZIC, B.	7,104	-	-	-	7,104	-	-	7,104	TRAD	
100392-030	* U.S. DEPARTMENT OF ENERGY	VAN ORDEN, J.	12,885	1,430	-	1,401	15,716	7,587	-	23,303	TRAD	
100386-010	U.S. DEPARTMENT OF ENERGY	VUSKOVIC, L.	1,793	719	3,743	-	6,254	1,331	-	7,585	TRAD	
100535-010	U.S. DEPARTMENT OF ENERGY	VUSKOVIC, L.	98,598	16,983	-	-	115,581	51,507	-	167,088	TRAD	
100384-010	* U.S. DEPARTMENT OF ENERGY	WEINSTEIN, L.	2,463	1,651	-	(1)	4,113	2,057	-	6,169	TRAD	
100388-140	* U.S. DEPARTMENT OF ENERGY	WEINSTEIN, L.	78,335	10,947	1,085	334	90,701	44,641	-	135,342	TRAD	
			2,147,889	279,076	26,022	459,283	2,912,264	650,565	-	3,562,835	22.34%	
Psychology												
100242-010	* NATIONAL SCIENCE FOUNDATION	ASH, I.	(246)	1,108	-	-	862	457	-	1,318	TRAD	
100329-010	U.S. PUBLIC HEALTH SERVICE (INCLUDING NIH)	BARRACO, C.	71,077	23,813	-	-	94,890	7,591	-	102,481	TRAD	
100335-010	* U.S. PUBLIC HEALTH SERVICE (INCLUDING NIH)	BARRACO, C.	4,487	859	-	194	5,540	2,833	-	8,373	TRAD	
100521-010	* AIR FORCE OFFICE OF SCIENTIFIC RESEARCH (AFOSR)	BLISS, J.	48,419	2,271	-	-	50,689	17,741	-	68,431	TRAD	
500072-010	ADVANCED ANTI-TERROR TECHNOLOGIES CORPORATION (A2)	BLISS, J.	(2,544)	(5,000)	-	-	(7,544)	(3,998)	-	(11,542)	TRAD	
500073-010	ADVANCED ANTI-TERROR TECHNOLOGIES CORPORATION (A2)	BLISS, J.	-	-	-	1,035	1,035	151	-	1,186	TRAD	
500031-010	BATTELLE CORPORATION	BRILL, C.	-	(2,214)	-	-	(2,214)	(576)	-	(2,789)	TRAD	
500267-010	BATTELLE NATIONAL BIODEFENSE INSITITUTE	BRILL, C.	10,000	22,655	-	-	32,655	8,490	-	41,146	TRAD	
300377-010	* EASTERN VIRGINIA MEDICAL SCHOOL	CIGULAROV, K.	6,123	-	-	-	6,123	1,592	-	7,715	TRAD	
100349-010	* U.S. PUBLIC HEALTH SERVICE (INCLUDING NIH)	HENSON, M.	13,266	3,452	-	(1,683)	15,035	8,359	-	23,393	TRAD	
100551-010	* U.S. PUBLIC HEALTH SERVICE (INCLUDING NIH)	HENSON, M.	60,729	39,676	-	11,333	111,738	53,215	-	164,952	TRAD	
100551-010	* U.S. PUBLIC HEALTH SERVICE (INCLUDING NIH)	HERON, K.	3,374	2,204	-	630	6,208	2,956	-	9,164	TRAD	
100521-010	* AIR FORCE OFFICE OF SCIENTIFIC RESEARCH (AFOSR)	HU, X.	48,419	2,271	-	-	50,689	17,741	-	68,431	TRAD	
100335-010	* U.S. PUBLIC HEALTH SERVICE (INCLUDING NIH)	KELLEY, M.	4,487	859	-	194	5,540	2,833	-	8,373	TRAD	
100349-010	* U.S. PUBLIC HEALTH SERVICE (INCLUDING NIH)	KELLEY, M.	119,391	31,070	-	(15,150)	135,311	75,230	-	210,541	TRAD	
100479-010	U.S. PUBLIC HEALTH SERVICE (INCLUDING NIH)	KELLEY, M.	-	473	-	30,040	30,513	-	-	30,513	TRAD	
100551-010	* U.S. PUBLIC HEALTH SERVICE (INCLUDING NIH)	KELLEY, M.	3,374	2,204	-	630	6,208	2,956	-	9,164	TRAD	
400293-010	HUMAN RESOURCES RESEARCH ORGANIZATION (HUMRRO)	LANDERS, R.	4,457	-	-	-	4,457	2,362	-	6,819	TRAD	
100335-010	* U.S. PUBLIC HEALTH SERVICE (INCLUDING NIH)	LEWIS, R.	9,872	1,889	-	427	12,188	6,233	-	18,422	TRAD	
100521-010	* AIR FORCE OFFICE OF SCIENTIFIC RESEARCH (AFOSR)	MADHAVAN, P.	30,877	1,777	-	-	32,655	11,429	-	44,084	TRAD	
100240-010	NATIONAL SCIENCE FOUNDATION	MAJOR, D.	77,931	14,777	-	(850)	91,858	49,135	-	140,993	TRAD	
100240-020	NATIONAL SCIENCE FOUNDATION	MAJOR, D.	6,323	(19,794)	-	23,663	10,193	-	-	10,193	TRAD	
100570-010	NATIONAL SCIENCE FOUNDATION	MAJOR, D.	7,533	-	-	-	7,533	3,992	-	11,525	TRAD	
400141-010	CHILDREN'S HOSPITAL OF THE KING'S DAUGHTERS	PAULSON, J.	12,878	-	-	-	12,878	-	-	12,878	TRAD	
400205-010	CHILDREN'S HOSPITAL OF THE KING'S DAUGHTERS	PAULSON, J.	7,933	-	-	-	7,933	-	-	7,933	TRAD	
200171-010	VA DEPARTMENT OF MOTOR VEHICLES	PORTER, B.	25,669	9,301	-	-	34,969	3,497	-	38,466	TRAD	
200172-010	VA DEPARTMENT OF MOTOR VEHICLES	PORTER, B.	32,391	25,000	-	5,445	62,836	5,739	-	68,575	TRAD	
200205-010	VA DEPARTMENT OF MOTOR VEHICLES	PORTER, B.	49,439	24,459	-	-	73,898	7,390	-	81,288	TRAD	
200206-010	VA DEPARTMENT OF MOTOR VEHICLES	PORTER, B.	40,857	12,403	-	-	53,261	5,326	-	58,587	TRAD	
300324-010	EASTERN VIRGINIA MEDICAL SCHOOL	SCERBO, M.	2,461	-	-	(1)	2,461	640	-	3,101	TRAD	
300337-010	* OLD DOMINION UNIVERSITY	SCERBO, M.	17,571	2,122	-	-	19,693	-	-	19,693	TRAD	
300377-010	* EASTERN VIRGINIA MEDICAL SCHOOL	SCERBO, M.	6,123	-	-	-	6,123	1,592	-	7,715	TRAD	
100527-011	NASA GODDARD SPACEFLIGHT CENTER	STILL, J.	2,314	-	-	-	2,314	-	-	2,314	TRAD	
100335-010	* U.S. PUBLIC HEALTH SERVICE (INCLUDING NIH)	WINSTEAD, B.	4,487	859	-	194	5,540	2,833	-	8,373	TRAD	
100521-010	* AIR FORCE OFFICE OF SCIENTIFIC RESEARCH (AFOSR)	YAMANI, Y.	17,541	494	-	-	18,035	6,312	-	24,347	TRAD	
			747,013	198,987	-	56,100	1,002,102	304,055	-	1,306,156	30.34%	
TOTAL SCIENCES			\$ 8,109,603	\$ 1,804,257	\$ 666,888	\$ 1,554,878	\$ 12,135,621	\$ 3,338,771	\$ -	\$ 15,474,395	27.51%	

SCHEDULE 4
OLD DOMINION UNIVERSITY RESEARCH FOUNDATION
SPONSORED PROGRAM ACTIVITY BY INDIVIDUAL PROJECT
(MEASURED BY EXPENDITURES INCURRED)

FOR FISCAL YEAR 2016

PROJECT NUMBER	SPONSORING AGENCY	PRINCIPAL INVESTIGATOR / PROJECT DIRECTOR	PROJECT DIRECT COST				PROJECT IDC AND FEES			TOTAL PROJECT COSTS	EFFECTIVE INDIRECT COST RATE	CENTER
			PERSONNEL AND FRINGE BENEFITS	SUPPLIES, CONTRACTUAL, GENERAL, & TRAVEL	EQUIPMENT	SUBCONTRACTS, CONSTRUCTION, TUITION & OTHER	TOTAL DIRECT COSTS	REIMBURSED INDIRECT COSTS	TOTAL SPECIAL FEES			
OFFICE OF RESEARCH AND OTHER ACTIVITY												
Frank Reidy Research Center for Bioelectrics												
500226-003	* PULSE BIOSCIENCES (ELECTROBLATE)	BEEBE, S.	48,892	26,731	-	-	75,623	40,080	-	115,704	CBE	
500226-005	* PULSE BIOSCIENCES (ELECTROBLATE)	BEEBE, S.	3,842	2,439	-	-	6,282	3,455	-	9,737	CBE	
500226-006	* PULSE BIOSCIENCES (ELECTROBLATE)	BEEBE, S.	6,460	12,368	-	-	18,828	10,355	-	29,183	CBE	
500226-008	* PULSE BIOSCIENCES (ELECTROBLATE)	BEEBE, S.	7,180	3,849	-	-	11,029	6,066	-	17,095	CBE	
100475-010	U.S. PUBLIC HEALTH SERVICE (INCLUDING NIH)	CATRAVAS, J.	103,295	9,950	-	-	113,245	60,020	-	173,265	CBE	
300010-010	GEORGIA REGENTS UNIVERSITY	CATRAVAS, J.	92,710	36,641	-	-	129,351	68,556	-	197,907	CBE	
300010-020	GEORGIA REGENTS UNIVERSITY	CATRAVAS, J.	65,152	24,916	-	-	90,068	47,736	-	137,804	CBE	
300327-010	GEORGIA REGENTS UNIVERSITY	CATRAVAS, J.	44,683	38,727	-	-	83,410	44,207	-	127,617	CBE	
300327-020	GEORGIA REGENTS UNIVERSITY	CATRAVAS, J.	40,927	6,230	-	-	47,157	24,993	-	72,151	CBE	
500226-008	* PULSE BIOSCIENCES (ELECTROBLATE)	CATRAVAS, J.	7,180	3,849	-	-	11,029	6,066	-	17,095	CBE	
600186-010	* SOUTHAMPTON UNIVERSITY	CHEN, H.	89,093	29,703	286	16	119,099	62,962	-	182,061	CBE	
100517-010	* U.S. PUBLIC HEALTH SERVICE (INCLUDING NIH)	GUO, S.	20,364	3,468	-	-	23,832	12,631	-	36,463	CBE	
500226-001	* PULSE BIOSCIENCES (ELECTROBLATE)	GUO, S.	36,642	5,892	2,499	-	45,032	22,543	-	67,575	CBE	
500226-003	* PULSE BIOSCIENCES (ELECTROBLATE)	GUO, S.	24,446	13,366	-	-	37,812	20,040	-	57,852	CBE	
500226-005	* PULSE BIOSCIENCES (ELECTROBLATE)	GUO, S.	7,685	4,879	-	-	12,564	6,910	-	19,474	CBE	
500226-006	* PULSE BIOSCIENCES (ELECTROBLATE)	GUO, S.	2,768	5,300	-	-	8,069	4,438	-	12,507	CBE	
100330-010	* U.S. PUBLIC HEALTH SERVICE (INCLUDING NIH)	PAKHOMOV, A.	10,943	4,265	-	-	15,208	7,675	-	22,883	CBE	
100461-010	* U.S. PUBLIC HEALTH SERVICE (INCLUDING NIH)	PAKHOMOV, A.	11,570	5,165	9,347	-	26,081	8,869	-	34,950	CBE	
100461-011	* U.S. PUBLIC HEALTH SERVICE (INCLUDING NIH)	PAKHOMOV, A.	16,486	2,441	-	-	18,926	10,031	-	28,958	CBE	
100548-010	* U.S. PUBLIC HEALTH SERVICE (INCLUDING NIH)	PAKHOMOV, A.	75,964	11,294	4,175	-	91,433	47,992	-	139,425	CBE	
300345-010	OLD DOMINION UNIVERSITY	PAKHOMOV, A.	60,378	60,378	-	76,865	173,963	58,259	-	232,221	CBE	
500212-000	GENERAL DYNAMICS	PAKHOMOV, A.	54,773	8,264	-	-	63,038	34,917	-	97,954	CBE	
500212-010	* NON-DISCLOSED SPONSORS	PAKHOMOV, A.	824	-	-	14,283	15,107	8,007	-	23,114	CBE	
500226-002	* PULSE BIOSCIENCES (ELECTROBLATE)	PAKHOMOV, A.	4,055	1,906	2,053	-	8,014	3,159	-	11,173	CBE	
500226-004	* PULSE BIOSCIENCES (ELECTROBLATE)	PAKHOMOV, A.	55,184	21,065	8,369	-	84,617	40,412	-	125,029	CBE	
100330-010	* U.S. PUBLIC HEALTH SERVICE (INCLUDING NIH)	PAKHOMOVA, O.	2,345	914	-	-	3,259	1,645	-	4,903	CBE	
100548-010	* U.S. PUBLIC HEALTH SERVICE (INCLUDING NIH)	PAKHOMOVA, O.	9,495	1,412	522	-	11,429	5,999	-	17,428	CBE	
300345-012	OLD DOMINION UNIVERSITY	PAKHOMOVA, O.	40,475	7,311	-	-	47,786	28,672	-	76,458	CBE	
500212-010	* NON-DISCLOSED SPONSORS	PAKHOMOVA, O.	3,438	486	-	840	4,764	2,525	-	7,289	CBE	
500226-002	* PULSE BIOSCIENCES (ELECTROBLATE)	PAKHOMOVA, O.	64,873	30,495	32,851	-	128,219	50,545	-	178,764	CBE	
500226-004	* PULSE BIOSCIENCES (ELECTROBLATE)	PAKHOMOVA, O.	6,417	2,449	973	-	9,839	4,699	-	14,538	CBE	
100517-010	* U.S. PUBLIC HEALTH SERVICE (INCLUDING NIH)	SCHOENBACH, K.	20,364	3,468	-	-	23,832	12,631	-	36,463	CBE	
100548-010	* U.S. PUBLIC HEALTH SERVICE (INCLUDING NIH)	SEMENOV, I.	18,991	2,824	1,044	-	22,858	11,998	-	34,856	CBE	
500212-010	* NON-DISCLOSED SPONSORS	SEMENOV, I.	3,438	486	-	840	4,764	2,525	-	7,289	CBE	
500226-002	* PULSE BIOSCIENCES (ELECTROBLATE)	SEMENOV, I.	4,055	1,906	2,053	-	8,014	3,159	-	11,173	CBE	
500226-004	* PULSE BIOSCIENCES (ELECTROBLATE)	SEMENOV, I.	2,567	980	389	-	3,936	1,880	-	5,815	CBE	
100341-010	* U.S. PUBLIC HEALTH SERVICE (INCLUDING NIH)	STACEY, M.	7,788	4,045	-	20,428	32,261	6,269	-	38,531	CBE	
400140-010	BREEDEN-ADAMS FOUNDATION	STACEY, M.	7,507	5,582	-	5	13,094	-	-	13,094	CBE	
100474-010	AIR FORCE OFFICE OF SCIENTIFIC RESEARCH (AFOSR)	VERNIER, T.	9,741	-	-	182	9,922	5,844	-	15,767	CBE	
300345-013	OLD DOMINION UNIVERSITY	VERNIER, T.	40,162	3,685	-	-	43,847	26,308	-	70,154	CBE	
300345-011	OLD DOMINION UNIVERSITY	XIAO, S.	44,925	7,662	3,189	-	55,777	31,553	-	87,329	CBE	
300369-010	UNIVERSITY OF TEXAS AT ARLINGTON	XIAO, S.	2,411	781	-	-	3,191	1,755	-	4,946	CBE	
500212-010	* NON-DISCLOSED SPONSORS	XIAO, S.	3,389	486	-	-	3,875	2,054	-	5,929	CBE	
500226-002	* PULSE BIOSCIENCES (ELECTROBLATE)	XIAO, S.	4,055	1,906	2,053	-	8,014	3,159	-	11,173	CBE	
100548-010	* U.S. PUBLIC HEALTH SERVICE (INCLUDING NIH)	ZEMLIN, C.	75,964	11,294	4,175	-	91,433	47,992	-	139,425	CBE	
500226-007	* PULSE BIOSCIENCES (ELECTROBLATE)	ZEMLIN, C.	9,102	4,839	-	-	13,941	7,667	-	21,608	CBE	
			1,249,337	436,097	73,978	113,460	1,872,875	919,257	-	2,792,129	49.08%	

SCHEDULE 4
OLD DOMINION UNIVERSITY RESEARCH FOUNDATION
SPONSORED PROGRAM ACTIVITY BY INDIVIDUAL PROJECT
(MEASURED BY EXPENDITURES INCURRED)

FOR FISCAL YEAR 2016

PROJECT NUMBER	SPONSORING AGENCY	PRINCIPAL INVESTIGATOR / PROJECT DIRECTOR	PROJECT DIRECT COST				PROJECT IDC AND FEES			TOTAL PROJECT COSTS	EFFECTIVE INDIRECT COST RATE	CENTER
			PERSONNEL AND FRINGE BENEFITS	SUPPLIES, CONTRACTUAL, GENERAL, & TRAVEL	EQUIPMENT	SUBCONTRACTS, CONSTRUCTION, TUITION & OTHER	TOTAL DIRECT COSTS	REIMBURSED INDIRECT COSTS	TOTAL SPECIAL FEES			
Virginia Modeling, Analysis and Simulation Center - VMASC												
100334-010	* U.S. PUBLIC HEALTH SERVICE (INCLUDING NIH)	BEHR, J.	6,018	(214)	-	-	5,804	3,076	-	8,881	VMASC	
100515-010	* U.S. DEPARTMENT OF HOUSING AND URBAN DEVELOPMENT	BEHR, J.	19,027	7,182	-	-	26,209	13,891	-	40,099	VMASC	
200158-010	* CITY OF PORTSMOUTH	BEHR, J.	6,086	19	-	3,364	9,469	5,019	-	14,488	VMASC	
300366-010	* UNIVERSITY OF NORTH CAROLINA	BEHR, J.	2,246	173	-	-	2,419	1,330	-	3,749	VMASC	
100488-010	* NATIONAL INSTITUTE OF STANDARDS AND TECHNOLOGY	COLLINS, A.	39,666	1,541	-	-	41,207	21,840	-	63,047	VMASC	
200152-010	* CITY OF VIRGINIA BEACH	COLLINS, A.	14,756	680	-	120	15,556	8,181	-	23,737	VMASC	
200215-010	* VIRGINIA DEPARTMENT OF EMERGENCY MANAGEMENT	COLLINS, A.	2,842	200	-	-	3,041	1,673	-	4,714	VMASC	
300258-010	* UNIVERSITY OF MARYLAND	COLLINS, A.	7,029	437	-	-	7,466	3,957	-	11,422	VMASC	
300367-010	EASTERN VIRGINIA MEDICAL SCHOOL	COLLINS, A.	33,850	-	-	-	33,850	18,617	-	52,467	VMASC	
200187-010	* CITY OF PORTSMOUTH	COLLINS, A.	8,399	3,920	-	-	12,318	6,529	-	18,847	VMASC	
100072-010	* ARMY MEDICAL RESEARCH AND MATERIALS COMMAND	ROLL, M.	-	318	-	-	318	191	-	509	VMASC	
100143-004	* SPACE AND NAVAL WARFARE SYSTEMS CENTER (SPAWAR)	ROLL, M.	8,614	-	-	-	8,614	5,599	-	14,212	VMASC	
100105-059	NAVSUP FLEET LOGISTICS CENTER NORFOLK	DIALLO, S.	7,820	-	-	(1)	7,819	2,737	-	10,556	VMASC	
100482-010	* NAVAL AIR WARFARE CENTER TSD	DIALLO, S.	4,327	867	-	-	5,194	3,116	-	8,310	VMASC	
400253-010	* BOSTON VA RESEARCH INSTITUTE, INC	DIALLO, S.	13,201	3,080	-	-	16,281	2,442	-	18,723	VMASC	
400253-010	* BOSTON VA RESEARCH INSTITUTE, INC	DIALLO, S.	13,201	-	-	-	13,201	1,980	-	15,181	VMASC	
100334-010	* U.S. PUBLIC HEALTH SERVICE (INCLUDING NIH)	DIAZ, R.	6,018	(209)	-	-	5,809	3,079	-	8,888	VMASC	
100515-010	* U.S. DEPARTMENT OF HOUSING AND URBAN DEVELOPMENT	DIAZ, R.	19,027	7,182	-	-	26,209	13,891	-	40,099	VMASC	
200158-010	* CITY OF PORTSMOUTH	DIAZ, R.	5,907	19	-	3,265	9,191	4,871	-	14,062	VMASC	
100488-010	* NATIONAL INSTITUTE OF STANDARDS AND TECHNOLOGY	EZELL, B.	52,888	2,055	-	-	54,943	29,120	-	84,062	VMASC	
200190-010	VIRGINIA DEPARTMENT OF EMERGENCY MANAGEMENT	EZELL, B.	30,884	1,594	-	-	32,478	17,213	-	49,692	VMASC	
200215-010	* VIRGINIA DEPARTMENT OF EMERGENCY MANAGEMENT	EZELL, B.	2,842	200	-	-	3,041	1,673	-	4,714	VMASC	
400289-010	* BATTELLE CORPORATION	EZELL, B.	33,023	396	-	-	33,419	18,381	-	51,800	VMASC	
200152-010	* CITY OF VIRGINIA BEACH	FOYTIK, P.	14,756	680	-	120	15,556	8,181	-	23,737	VMASC	
200187-010	* CITY OF PORTSMOUTH	FOYTIK, P.	8,399	3,920	-	-	12,318	6,529	-	18,847	VMASC	
200189-010	* VIRGINIA DEPARTMENT OF EMERGENCY MANAGEMENT	FOYTIK, P.	2,738	-	-	-	2,738	1,451	-	4,190	VMASC	
200215-010	* VIRGINIA DEPARTMENT OF EMERGENCY MANAGEMENT	FRYDENLUND, E.	2,842	200	-	-	3,041	1,673	-	4,714	VMASC	
400284-010	* THE GENEVA FOUNDATION	GORE, R.	17,427	343	-	-	17,770	9,773	-	27,543	VMASC	
400289-010	* BATTELLE CORPORATION	GORE, R.	33,023	396	-	-	33,419	18,381	-	51,800	VMASC	
300303-010	* OLD DOMINION UNIVERSITY	GARCIA, H.	(74)	-	-	-	(74)	-	-	(74)	VMASC	
300319-010	* OLD DOMINION UNIVERSITY	GARCIA, H.	3,749	-	-	680	4,429	-	-	4,429	VMASC	
400244-010	* COMMONWEALTH CENTER FOR ADVANCED MANUFACTURING	GARCIA, H.	13,617	906	-	-	14,523	3,776	-	18,299	VMASC	
100515-010	* U.S. DEPARTMENT OF HOUSING AND URBAN DEVELOPMENT	GILES, B.	9,513	3,591	-	-	13,104	6,945	-	20,050	VMASC	
200158-010	* CITY OF PORTSMOUTH	GILES, B.	5,907	19	-	3,265	9,191	4,871	-	14,062	VMASC	
300303-010	* OLD DOMINION UNIVERSITY	GILES, B.	(74)	-	-	-	(74)	-	-	(74)	VMASC	
300319-010	* OLD DOMINION UNIVERSITY	GILES, B.	1,499	-	-	272	1,771	-	-	1,771	VMASC	
300303-010	* OLD DOMINION UNIVERSITY	GORE, R.	(74)	-	-	-	(74)	-	-	(74)	VMASC	
100576-010	NAVSUP FLEET LOGISTICS CENTER NORFOLK	GORE, R.	5,906	-	-	(0)	5,905	3,839	-	9,744	VMASC	
200152-010	* CITY OF VIRGINIA BEACH	JORDAN, C.	14,756	680	-	120	15,556	8,181	-	23,737	VMASC	
200184-010	* CITY OF PORTSMOUTH	JORDAN, C.	2,413	-	-	0	2,413	1,279	-	3,692	VMASC	
200187-010	* CITY OF PORTSMOUTH	JORDAN, C.	4,199	1,960	-	-	6,159	3,264	-	9,423	VMASC	
400253-010	* BOSTON VA RESEARCH INSTITUTE, INC	LYNCH, C.	13,201	3,080	-	-	16,281	2,442	-	18,723	VMASC	
300328-010	NORFOLK STATE UNIVERSITY	PADILLA, J.	95,866	6,438	-	-	102,304	54,221	-	156,524	VMASC	
300366-010	* UNIVERSITY OF NORTH CAROLINA	PADILLA, J.	749	58	-	-	806	443	-	1,250	VMASC	
100335-010	* U.S. PUBLIC HEALTH SERVICE (INCLUDING NIH)	PADILLA, J.	6,581	1,259	-	285	8,126	4,156	-	12,281	VMASC	
100482-010	* NAVAL AIR WARFARE CENTER TSD	PADILLA, J.	4,327	867	-	-	5,194	3,116	-	8,310	VMASC	

SCHEDULE 4
OLD DOMINION UNIVERSITY RESEARCH FOUNDATION
SPONSORED PROGRAM ACTIVITY BY INDIVIDUAL PROJECT
(MEASURED BY EXPENDITURES INCURRED)

FOR FISCAL YEAR 2016

PROJECT NUMBER	SPONSORING AGENCY	PRINCIPAL INVESTIGATOR / PROJECT DIRECTOR	PROJECT DIRECT COST				PROJECT IDC AND FEES			TOTAL PROJECT COSTS	EFFECTIVE INDIRECT COST RATE	CENTER
			PERSONNEL AND FRINGE BENEFITS	SUPPLIES, CONTRACTUAL, GENERAL, & TRAVEL	EQUIPMENT	SUBCONTRACTS, CONSTRUCTION, TUITION & OTHER	TOTAL DIRECT COSTS	REIMBURSED INDIRECT COSTS	TOTAL SPECIAL FEES			
100072-010	* ARMY MEDICAL RESEARCH AND MATERIALS COMMAND	PAPELIS, Y.	-	1,272	-	-	-	1,272	763	-	2,036	VMASC
100143-002	* SPACE AND NAVAL WARFARE SYSTEMS CENTER (SPAWAR)	PAPELIS, Y.	5,268	-	-	-	-	5,268	3,161	-	8,430	VMASC
100143-004	* SPACE AND NAVAL WARFARE SYSTEMS CENTER (SPAWAR)	PAPELIS, Y.	17,227	-	-	-	-	17,227	11,198	-	28,425	VMASC
100499-010	* LANGLEY RESEARCH CENTER	PAPELIS, Y.	32,038	673	-	-	-	32,711	17,337	-	50,048	VMASC
100521-010	* AIR FORCE OFFICE OF SCIENTIFIC RESEARCH (AFOSR)	PAPELIS, Y.	16,140	757	-	-	-	16,896	5,914	-	22,810	VMASC
300337-010	* OLD DOMINION UNIVERSITY	PAPELIS, Y.	17,571	2,122	-	-	-	19,693	-	-	19,693	VMASC
400149-020	* OPPORTUNITY, INC.	PAPELIS, Y.	-	(105)	-	-	-	(105)	(11)	-	(116)	VMASC
400149-030	* OPPORTUNITY, INC.	PAPELIS, Y.	6,368	169	-	112	-	6,650	654	-	7,304	VMASC
100072-010	* ARMY MEDICAL RESEARCH AND MATERIALS COMMAND	PARODI, A.	-	3,817	-	-	-	3,817	2,290	-	6,108	VMASC
300303-010	* OLD DOMINION UNIVERSITY	PARODI, A.	(74)	-	-	-	-	(74)	-	-	(74)	VMASC
400284-010	* THE GENEVA FOUNDATION	PARODI, A.	52,280	1,030	-	-	-	53,310	29,320	-	82,630	VMASC
400240-003	COMMONWEALTH CENTER FOR ADVANCED MANUFACTURING	RECHOWICZ, K	5,754	-	-	(0)	-	5,754	1,496	-	7,250	VMASC
400244-010	* COMMONWEALTH CENTER FOR ADVANCED MANUFACTURING	RECHOWICZ, K	20,426	1,358	-	-	-	21,784	5,664	-	27,448	VMASC
200152-010	* CITY OF VIRGINIA BEACH	ROBINSON, M.	73,779	3,400	-	600	-	77,779	40,905	-	118,685	VMASC
200184-010	* CITY OF PORTSMOUTH	ROBINSON, M.	7,239	-	-	1	-	7,239	3,837	-	11,077	VMASC
200187-010	* CITY OF PORTSMOUTH	ROBINSON, M.	20,997	9,799	-	-	-	30,796	16,322	-	47,117	VMASC
200189-010	* VIRGINIA DEPARTMENT OF EMERGENCY MANAGEMENT	ROBINSON, M.	8,215	-	-	-	-	8,215	4,354	-	12,569	VMASC
200215-010	* VIRGINIA DEPARTMENT OF EMERGENCY MANAGEMENT	ROBINSON, M.	2,842	200	-	-	-	3,041	1,673	-	4,714	VMASC
300234-010	* UNIVERSITY OF IDAHO	ROBINSON, M.	51	179	-	-	-	229	122	-	351	VMASC
300234-017	* UNIVERSITY OF IDAHO	ROBINSON, M.	1,551	(0)	-	-	-	1,551	822	-	2,372	VMASC
300234-070	* UNIVERSITY OF IDAHO	ROBINSON, M.	7,541	439	-	7,258	-	15,237	4,229	-	19,466	VMASC
300258-010	* UNIVERSITY OF MARYLAND	ROBINSON, M.	28,114	1,749	-	-	-	29,863	15,827	-	45,690	VMASC
100105-064	NAVSUP FLEET LOGISTICS CENTER NORFOLK	SOKOLOWSKI, J.	2,162	-	-	190,658	-	192,820	757	-	193,576	VMASC
100105-066	NAVSUP FLEET LOGISTICS CENTER NORFOLK	SOKOLOWSKI, J.	45,203	3,225	-	-	-	48,428	16,950	-	65,378	VMASC
300337-010	* OLD DOMINION UNIVERSITY	SOKOLOWSKI, J.	1,727	472	-	-	-	2,198	-	-	2,198	VMASC
300341-010	VIRGINIA COMMONWEALTH UNIVERSITY	WEINBERG, S.	35,475	5,315	-	-	-	40,790	21,618	-	62,408	VMASC
			1,006,809	89,702	-	210,117	-	1,306,629	536,129	-	1,842,757	41.03%

SCHEDULE 4
OLD DOMINION UNIVERSITY RESEARCH FOUNDATION
SPONSORED PROGRAM ACTIVITY BY INDIVIDUAL PROJECT
(MEASURED BY EXPENDITURES INCURRED)

FOR FISCAL YEAR 2016

PROJECT NUMBER	SPONSORING AGENCY	PRINCIPAL INVESTIGATOR / PROJECT DIRECTOR	PROJECT DIRECT COST				PROJECT IDC AND FEES			TOTAL PROJECT COSTS	EFFECTIVE INDIRECT COST RATE	CENTER
			PERSONNEL AND FRINGE BENEFITS	SUPPLIES, CONTRACTUAL, GENERAL, & TRAVEL	EQUIPMENT	SUBCONTRACTS, CONSTRUCTION, TUITION & OTHER	TOTAL DIRECT COSTS	REIMBURSED INDIRECT COSTS	TOTAL SPECIAL FEES			
ODU Business Gateway												
200224-010	VIRGINIA ECONOMIC DEVELOPMENT PARTNERSHIP INTERNAT	BRINKER, J.	1,744	-	-	-	1,744	-	-	1,744	-	TRAD
400273-010	SENTARA HOSPITALS	BRINKER, J.	12,734	952	-	-	13,686	3,558	-	17,245	-	TRAD
400281-010	SENTARA HOSPITALS	BRINKER, J.	16,883	934	-	5,596	23,413	6,087	-	29,500	-	TRAD
400290-010	SENTARA HOSPITALS	BRINKER, J.	5,719	326	-	1,892	7,937	2,063	-	10,000	-	TRAD
500018-010	AETNA INSULATED WIRE, LLC	BRINKER, J.	-	-	-	-	-	(559)	-	(559)	-	TRAD
500192-010	EOS SURFACES	BRINKER, J.	1,804	4,945	-	-	6,749	1,755	-	8,504	-	TRAD
500216-010	FOX-3 PARTNERS LLC	BRINKER, J.	(550)	(43)	-	-	(592)	(154)	-	(746)	-	TRAD
500220-010	ESKA GRAPHIC BOARD	BRINKER, J.	84	-	-	6	90	23	-	114	-	TRAD
500223-010	GENEDGE ALLIANCE - (FORMERLY PHILPOTT MANUFACTURING	BRINKER, J.	(464)	-	-	-	(464)	-	-	(464)	-	TRAD
500224-010	GENEDGE ALLIANCE - (FORMERLY PHILPOTT MANUFACTURING	BRINKER, J.	-	-	-	419	419	-	-	419	-	TRAD
500230-010	GENEDGE ALLIANCE - (FORMERLY PHILPOTT MANUFACTURING	BRINKER, J.	-	-	-	3,673	3,673	-	-	3,673	-	TRAD
500233-010	SEACOAST ELECTRIC COMPANY, INC.	BRINKER, J.	-	-	-	262	262	68	-	330	-	TRAD
500234-010	BAUER COMPRESSORS, INC.	BRINKER, J.	-	-	-	793	793	207	-	999	-	TRAD
500236-010	TABET MANUFACTURING CO.	BRINKER, J.	696	1,800	-	(0)	2,496	649	-	3,145	-	TRAD
500237-010	STEEL AMERICA	BRINKER, J.	5,422	(189)	-	-	5,233	1,361	-	6,593	-	TRAD
500239-010	BAUER COMPRESSORS, INC.	BRINKER, J.	15,042	216	-	-	15,258	3,967	-	19,226	-	TRAD
500240-010	STIHL INC.	BRINKER, J.	8,984	(336)	-	-	8,649	2,249	-	10,897	-	TRAD
500242-010	GENEDGE ALLIANCE - (FORMERLY PHILPOTT MANUFACTURING	BRINKER, J.	13,088	-	-	3	13,091	-	-	13,091	-	TRAD
500243-010	GENEDGE ALLIANCE - (FORMERLY PHILPOTT MANUFACTURING	BRINKER, J.	11,188	29,570	-	1,760	42,518	-	-	42,518	-	TRAD
500244-010	GENEDGE ALLIANCE - (FORMERLY PHILPOTT MANUFACTURING	BRINKER, J.	-	(470)	-	-	(470)	-	-	(470)	-	TRAD
500246-010	BAUER COMPRESSORS, INC.	BRINKER, J.	629	3,200	-	616	4,445	1,155	-	5,600	-	TRAD
500249-010	DAVIS INTERIORS	BRINKER, J.	1,095	3	-	-	1,098	286	-	1,384	-	TRAD
500255-010	STIHL INC.	BRINKER, J.	19,322	1,313	-	-	20,635	5,365	-	26,000	-	TRAD
500257-010	SEACOAST ELECTRIC COMPANY, INC.	BRINKER, J.	1,431	553	-	-	1,984	516	-	2,500	-	TRAD
500261-010	TRUSOLUTIONS, LLC	BRINKER, J.	502	2,671	-	1,390	4,563	1,187	-	5,750	-	TRAD
500264-010	GENEDGE ALLIANCE - (FORMERLY PHILPOTT MANUFACTURING	BRINKER, J.	194,201	5,799	-	-	200,000	-	-	200,000	-	TRAD
500265-010	ESKA GRAPHIC BOARD	BRINKER, J.	8,421	52	-	-	8,473	2,203	-	10,676	-	TRAD
500269-010	STIHL INC.	BRINKER, J.	11,919	1,428	-	-	13,347	3,470	-	16,817	-	TRAD
500270-010	STIHL INC.	BRINKER, J.	2,508	361	-	1,337	4,206	1,094	-	5,300	-	TRAD
500272-010	DESCAL-A-MATIC	BRINKER, J.	4,265	83	-	-	4,348	1,130	-	5,478	-	TRAD
500273-010	STIHL INC.	BRINKER, J.	8,452	287	-	-	8,740	2,272	-	11,012	-	TRAD
500274-010	STIHL INC.	BRINKER, J.	4,802	278	-	714	5,794	1,506	-	7,300	-	TRAD
500275-010	STIHL INC.	BRINKER, J.	7,469	1,021	-	-	8,490	2,208	-	10,698	-	TRAD
500277-010	STIHL INC.	BRINKER, J.	9,282	305	-	-	9,586	2,492	-	12,079	-	TRAD
500282-010	TABET MANUFACTURING CO.	BRINKER, J.	-	800	-	-	800	208	-	1,008	-	TRAD
500287-010	GENEDGE ALLIANCE - (FORMERLY PHILPOTT MANUFACTURING	BRINKER, J.	-	1,052	-	-	1,052	-	-	1,052	-	TRAD
500289-010	MACK OWENS	BRINKER, J.	446	-	-	-	446	116	-	562	-	TRAD
500291-010	KKS GEM, INC	BRINKER, J.	73	-	-	-	73	19	-	91	-	TRAD

SCHEDULE 4
OLD DOMINION UNIVERSITY RESEARCH FOUNDATION
SPONSORED PROGRAM ACTIVITY BY INDIVIDUAL PROJECT
(MEASURED BY EXPENDITURES INCURRED)

FOR FISCAL YEAR 2016

PROJECT NUMBER	SPONSORING AGENCY	PRINCIPAL INVESTIGATOR / PROJECT DIRECTOR	PROJECT DIRECT COST				PROJECT IDC AND FEES			TOTAL PROJECT COSTS	EFFECTIVE INDIRECT COST RATE	CENTER
			PERSONNEL AND FRINGE BENEFITS	SUPPLIES, CONTRACTUAL, GENERAL, & TRAVEL	EQUIPMENT	SUBCONTRACTS, CONSTRUCTION, TUITION & OTHER	TOTAL DIRECT COSTS	REIMBURSED INDIRECT COSTS	TOTAL SPECIAL FEES			
100415-010	SMALL BUSINESS ADMINISTRATION	KASZUBOWSKI, M.	-	(9,291)	-	-	(9,291)	(1,858)	-	(11,150)	TRAD	
100415-021	SMALL BUSINESS ADMINISTRATION	KASZUBOWSKI, M.	-	16,893	-	-	16,893	3,379	-	20,272	TRAD	
100415-030	SMALL BUSINESS ADMINISTRATION	KASZUBOWSKI, M.	22,926	6,379	-	-	29,306	5,861	-	35,167	TRAD	
100415-040	SMALL BUSINESS ADMINISTRATION	KASZUBOWSKI, M.	63,054	-	-	-	63,054	12,611	-	75,665	TRAD	
100520-010	SMALL BUSINESS ADMINISTRATION	KASZUBOWSKI, M.	187,512	42,962	-	-	230,474	10,577	-	241,051	TRAD	
100592-010	SMALL BUSINESS ADMINISTRATION	KASZUBOWSKI, M.	25,319	5,766	-	-	31,085	8,082	-	39,167	TRAD	
200167-010	CRATER PLANNING DISTRICT COMMISSION	KASZUBOWSKI, M.	2,461	769	-	8,039	11,269	2,929	-	14,199	TRAD	
200167-011	CRATER PLANNING DISTRICT COMMISSION	KASZUBOWSKI, M.	5,493	583	-	20,059	26,135	6,795	-	32,930	TRAD	
200167-912	CITY OF NORFOLK	KASZUBOWSKI, M.	-	21,750	-	-	21,750	-	-	21,750	TRAD	
200201-010	CRATER PLANNING DISTRICT COMMISSION	KASZUBOWSKI, M.	5,931	2,389	-	-	8,320	2,163	-	10,483	TRAD	
200201-011	CRATER PLANNING DISTRICT COMMISSION	KASZUBOWSKI, M.	55,056	15,205	-	-	70,261	18,268	-	88,529	TRAD	
200204-010	GOVERNOR'S OFFICE	KASZUBOWSKI, M.	190,917	131,272	44,100	10,905	377,195	-	-	377,195	TRAD	
200204-011	GOVERNOR'S OFFICE	KASZUBOWSKI, M.	15,026	5,000	-	-	20,026	-	-	20,026	TRAD	
200204-012	GOVERNOR'S OFFICE	KASZUBOWSKI, M.	3,513	24,000	-	-	27,513	-	-	27,513	TRAD	
300126-010	OLD DOMINION UNIVERSITY	KASZUBOWSKI, M.	104,691	66,039	-	795	171,525	-	-	171,525	TRAD	
300187-010	GEORGE MASON UNIVERSITY	KASZUBOWSKI, M.	-	4,657	-	-	4,657	931	-	5,588	TRAD	
			1,049,089	391,288	44,100	58,258	1,542,739	116,240	-	1,658,975	7.53%	
Other Miscellaneous Units												
100422-010	* U.S. DEPARTMENT OF JUSTICE	BAUTTI-ROCHE, J.	15,175	2,524	-	2,016	19,715	-	-	19,715	TRAD	
300373-010	* VA INSTITUTE OF MARINE SCIENCE	EDDINS, E.	494	900	-	-	1,394	363	-	1,757	TRAD	
100022-044	* NASA GODDARD SPACEFLIGHT CENTER	FORBES, B.	-	212	-	-	212	-	-	212	TRAD	
300055-010	OLD DOMINION UNIVERSITY	GLASGOW, J.	7,091	57,818	-	-	64,908	5,193	-	70,101	TRAD	
200181-010	OLD DOMINION UNIVERSITY	HUCKLESS, M.	2,660	-	-	-	2,660	-	-	2,660	TRAD	
300350-010	OLD DOMINION UNIVERSITY	HUCKLESS, M.	490	-	-	-	490	-	-	490	TRAD	
300051-030	OLD DOMINION UNIVERSITY	HINES, J.	(7,115)	(61)	-	-	(7,176)	(574)	-	(7,750)	TRAD	
300051-040	OLD DOMINION UNIVERSITY	HINES, J.	64,487	1,042	5,437	-	70,967	5,242	-	76,209	TRAD	
300051-050	OLD DOMINION UNIVERSITY	HINES, J.	179,644	4,974	-	22,000	206,617	14,769	-	221,387	TRAD	
100507-010	* NATIONAL SCIENCE FOUNDATION	JONES, W.	29,867	1,667	51,709	-	83,243	16,713	-	99,956	TRAD	
400096-010	COUNCIL OF GRADUATE SCHOOLS	LANGLAIS, P.	-	-	-	10,496	10,496	-	-	10,496	TRAD	
300054-010	OLD DOMINION UNIVERSITY	LOVE, L.	249,079	11,474	-	80,442	340,995	20,844	-	361,839	TRAD	
400276-010	* BLUE MOON FUND	STEINHILBER, E.	-	3,948	-	-	3,948	592	-	4,540	TRAD	
300366-010	* UNIVERSITY OF NORTH CAROLINA	SILES, M.	749	58	-	-	806	443	-	1,250	TRAD	
100022-054	NASA GODDARD SPACEFLIGHT CENTER	SMITH, D.	626	5,379	-	108	6,113	-	-	6,113	TRAD	
100538-010	* OFFICE OF NAVAL RESEARCH	WATERS, S.	14,159	2,519	390	1,456	18,524	10,841	-	29,365	TRAD	
100022-044	* NASA GODDARD SPACEFLIGHT CENTER	YOUNG, J.	-	212	-	-	212	-	-	212	TRAD	
			557,406	92,666	57,537	116,517	824,126	74,426	-	898,552	9.03%	
TOTAL UNIVERSITY ACTIVITY			\$ 3,862,641	\$ 1,185,690	\$ 175,614	\$ 554,259	\$ 6,404,040	\$ 1,925,483	\$ -	\$ 8,329,508	30.07%	
GRAND TOTAL			\$ 20,460,794	\$ 5,748,546	\$ 1,355,198	\$ 10,815,886	\$ 38,380,425	\$ 8,075,851	\$ -	\$ 46,456,276	21.04%	

SCHEDULE 4
OLD DOMINION UNIVERSITY RESEARCH FOUNDATION
SPONSORED PROGRAM ACTIVITY BY INDIVIDUAL PROJECT
(MEASURED BY EXPENDITURES INCURRED)

FOR FISCAL YEAR 2016

PROJECT NUMBER	SPONSORING AGENCY	PRINCIPAL INVESTIGATOR / PROJECT DIRECTOR	PROJECT DIRECT COST				PROJECT IDC AND FEES			TOTAL PROJECT COSTS	EFFECTIVE INDIRECT COST RATE	CENTER
			PERSONNEL AND FRINGE BENEFITS	SUPPLIES, CONTRACTUAL, GENERAL, & TRAVEL	EQUIPMENT	SUBCONTRACTS, CONSTRUCTION, TUITION & OTHER	TOTAL DIRECT COSTS	REIMBURSED INDIRECT COSTS	TOTAL SPECIAL FEES			
AFFILIATED ACTIVITY												
Virginia Space Grant Consortium												
100041-010	NASA GODDARD SPACEFLIGHT CENTER	CARTER, C.	29,380	27,920	-	55,075	112,375	14,898	-	127,273	VSGC	
100239-010	NATIONAL SCIENCE FOUNDATION	CARTER, C.	10,821	43,108	-	116,999	170,927	14,021	-	184,949	VSGC	
100018-010	LANGLEY RESEARCH CENTER	SANDY, M.	62,067	3,426	-	-	65,493	32,747	-	98,239	VSGC	
100022-040	NASA GODDARD SPACEFLIGHT CENTER	SANDY, M.	-	-	-	1,735	1,735	-	-	1,735	VSGC	
100022-050	NASA GODDARD SPACEFLIGHT CENTER	SANDY, M.	44,225	7,722	-	74,046	125,993	25,974	-	151,967	VSGC	
100367-020	U.S. DEPARTMENT OF EDUCATION	SANDY, M.	2,703	3,619	-	6,843	13,165	506	-	13,670	VSGC	
100502-010	NASA GODDARD SPACEFLIGHT CENTER	SANDY, M.	36,869	7,911	-	163,118	207,898	11,643	-	219,541	VSGC	
100522-010	LANGLEY RESEARCH CENTER	SANDY, M.	13,919	68,047	-	1,774	83,740	21,311	-	105,052	VSGC	
100527-010	NASA GODDARD SPACEFLIGHT CENTER	SANDY, M.	159,082	31,933	-	176,843	367,858	49,664	-	417,522	VSGC	
100573-010	NASA/HEADQUARTERS	SANDY, M.	8,530	2,949	-	296	11,775	2,985	-	14,760	VSGC	
200005-010	STATE COUNCIL FOR HIGHER EDUCATION IN VA (SCHEV)	SANDY, M.	202,694	105,084	-	108,707	416,485	-	-	416,485	VSGC	
200009-010	STATE COUNCIL FOR HIGHER EDUCATION IN VA (SCHEV)	SANDY, M.	-	-	-	163,932	163,932	-	-	163,932	VSGC	
200009-020	STATE COUNCIL FOR HIGHER EDUCATION IN VA (SCHEV)	SANDY, M.	3,214	19,972	-	77,794	100,980	-	-	100,980	VSGC	
300030-010	UNIVERSITY OF VIRGINIA	SANDY, M.	71,871	45,767	-	118,647	236,285	-	-	236,285	VSGC	
300040-010	VA POLYTECHNIC INSTITUTE AND STATE UNIVERSITY	SANDY, M.	198,066	24,651	-	34,008	256,725	-	-	256,725	VSGC	
300125-010	OLD DOMINION UNIVERSITY	SANDY, M.	92,348	100,966	-	54,459	247,773	-	-	247,773	VSGC	
300270-010	JAMES MADISON UNIVERSITY	SANDY, M.	496	-	-	-	496	40	-	536	VSGC	
300342-010	HAMPTON UNIVERSITY	SANDY, M.	21,314	18,594	-	388	40,296	10,376	-	50,672	VSGC	
400062-010	NATIONAL SPACE GRANT FOUNDATION	SANDY, M.	-	-	-	(2,300)	(2,300)	-	-	(2,300)	VSGC	
400079-010	NATIONAL INSTITUTE OF AEROSPACE ASSOCIATES (NIA)	SANDY, M.	89,813	7	-	-	89,819	23,353	-	113,173	VSGC	
400139-080	NEW HORIZONS REGIONAL EDUCATION CENTERS	SANDY, M.	1,540	10	-	92	1,643	403	-	2,046	VSGC	
400139-090	NEW HORIZONS REGIONAL EDUCATION CENTERS	SANDY, M.	3,912	4,548	-	2,341	10,800	2,200	-	13,000	VSGC	
400204-010	THE NATIONAL ACADEMIES	SANDY, M.	178,666	55,497	-	140,418	374,581	60,882	-	435,463	VSGC	
			1,231,531	571,730	-	1,295,215	3,098,477	271,002	-	3,369,477	8.75%	
Virginia Tidewater Consortium for Higher Education												
100357-010	U.S. DEPARTMENT OF EDUCATION	DOTOLO, L.	400,223	70,653	-	120	470,996	36,330	-	507,326	TRAD	
200006-010	STATE COUNCIL FOR HIGHER EDUCATION IN VA (SCHEV)	DOTOLO, L.	-	-	-	22,202	22,202	-	-	22,202	TRAD	
200010-010	STATE COUNCIL FOR HIGHER EDUCATION IN VA (SCHEV)	DOTOLO, L.	-	-	-	9,585	9,585	767	-	10,352	TRAD	
200011-010	STATE COUNCIL FOR HIGHER EDUCATION IN VA (SCHEV)	DOTOLO, L.	-	-	-	8,699	8,699	696	-	9,395	TRAD	
400239-010	OPPORTUNITY, INC.	DOTOLO, L.	3,461	-	-	(0)	3,461	2,095	-	5,556	TRAD	
400252-010	OPPORTUNITY, INC.	DOTOLO, L.	63,920	2,530	-	5,168	71,618	6,645	-	78,263	TRAD	
			467,605	73,182	-	45,775	586,562	46,532	-	633,094	7.93%	
TOTAL AFFILIATED ACTIVITY			\$ 1,699,136	\$ 644,912	\$ -	\$ 1,340,990	\$ 3,685,038	\$ 317,534	\$ -	\$ 4,002,572	8.62%	
GRAND TOTAL			\$ 22,159,930	\$ 6,393,458	\$ 1,355,198	\$ 12,156,876	\$ 42,065,462	\$ 8,393,385	\$ -	\$ 50,458,847	19.95%	

SCHEDULE 5

Enterprise Centers Including Projects Reported as

Activity of an Academic Department

Fiscal Year 2016

SCHEDULE 5
OLD DOMINION UNIVERSITY RESEARCH FOUNDATION
ENTERPRISE CENTERS INCLUDING PROJECTS REPORTED AS ACTIVITY
OF AN ACADEMIC DEPARTMENT
(MEASURED BY EXPENDITURES INCURRED)
FOR FISCAL YEAR 2016

PROJECT NUMBER	PRINCIPAL INVESTIGATOR / PROJECT DIRECTOR	DEPT	PROJECT DIRECT COST						PROJECT IDC AND FEES			TOTAL PROJECT COSTS	EFFECTIVE INDIRECT COST RATE	CENTER	
			PERSONNEL AND FRINGE BENEFITS	SUPPLIES, CONTRACTUAL, GENERAL, & TRAVEL	EQUIPMENT	SUBCONTRACTS, CONSTRUCTION, TUITION & OTHER	TOTAL DIRECT COSTS	REIMBURSED INDIRECT COSTS	TOTAL SPECIAL FEES						
APPLIED RESEARCH CENTER															
100221-010	* NATIONAL SCIENCE FOUNDATION	BAUMGART, H.	4054	2,013	116	2,810	-	4,939	1,128	-	6,067	ARC			
100383-010	* U.S. DEPARTMENT OF ENERGY	BAUMGART, H.	4054	6,302	582	-	-	6,884	3,649	-	10,533	ARC			
100473-010	NATIONAL INSTITUTE OF STANDARDS AND TECHNOLOGY	BAUMGART, H.	4054	107,158	3,677	-	-	110,835	28,817	-	139,653	ARC			
300028-010	UNIVERSITY OF VIRGINIA	BAUMGART, H.	4054	25,272	1,312	-	-	26,584	-	-	26,584	ARC			
300034-010	UNIVERSITY OF VIRGINIA	BAUMGART, H.	4054	-	293	-	-	293	-	-	293	ARC			
300035-010	UNIVERSITY OF VIRGINIA	BAUMGART, H.	4054	1,524	476	-	-	2,000	-	-	2,000	ARC			
500121-010	MICROXACT, INC.	BAUMGART, H.	4054	-	2,368	-	-	2,368	616	-	2,983	ARC			
500250-010	SUMMIT INFORMATION SOLUTIONS, INC	BAUMGART, H.	4054	24,359	-	-	-	24,359	6,333	-	30,693	ARC			
500284-010	SUMMIT INFORMATION SOLUTIONS, INC	BAUMGART, H.	4054	24,787	-	-	-	24,787	6,445	-	31,232	ARC			
100221-010	* NATIONAL SCIENCE FOUNDATION	ELSAYED-ALI, H.	4054	16,107	927	22,476	-	39,510	9,028	-	48,537	ARC			
100476-010	LANGLEY RESEARCH CENTER	ELSAYED-ALI, H.	4054	1,271	4,719	-	(0)	5,990	3,175	-	9,165	ARC			
100495-010	* NATIONAL SCIENCE FOUNDATION	ELSAYED-ALI, H.	4054	-	32	-	-	32	17	-	48	ARC			
100567-010	LANGLEY RESEARCH CENTER	ELSAYED-ALI, H.	4054	5,118	-	-	-	5,118	1,331	-	6,448	ARC			
100571-010	OFFICE OF NAVAL RESEARCH	ELSAYED-ALI, H.	4054	10,111	25,104	-	-	35,215	11,269	-	46,484	ARC			
200191-010	* CENTER FOR INNOVATIVE TECHNOLOGY	ELSAYED-ALI, H.	4054	6,829	1,955	-	-	8,784	2,635	-	11,420	ARC			
400247-010	COMMONWEALTH CENTER FOR ADVANCED MANUFACTURING	ELSAYED-ALI, H.	4054	-	1,100	-	-	1,100	583	-	1,683	ARC			
400288-010	EMBODY	ELSAYED-ALI, H.	4054	-	2,770	-	-	2,770	1,524	-	4,294	ARC			
500209-010	LIFENET	ELSAYED-ALI, H.	4054	287	1,682	-	(0)	1,969	1,044	-	3,013	ARC			
500210-010	LIFENET	ELSAYED-ALI, H.	4054	255	790	-	2	1,047	555	-	1,602	ARC			
500222-010	MORPHIX TECHNOLOGIES	ELSAYED-ALI, H.	4054	489	-	-	-	489	259	-	747	ARC			
500241-010	BNNT, LLC	ELSAYED-ALI, H.	4054	1,178	-	-	-	1,178	306	-	1,484	ARC			
500253-010	LIFENET	ELSAYED-ALI, H.	4054	155	850	-	-	1,005	553	-	1,557	ARC			
500254-010	VERTICAL CARBON TECHNOLOGIES, INC.	ELSAYED-ALI, H.	4054	928	692	-	-	1,619	891	-	2,510	ARC			
500276-010	LIFENET	ELSAYED-ALI, H.	4054	613	1,650	-	-	2,263	1,245	-	3,507	ARC			
200191-010	* CENTER FOR INNOVATIVE TECHNOLOGY	ELSAYED-ALI, H.	4054	5,603	2,067	-	-	7,670	2,301	-	9,971	ARC			
100230-010	* NATIONAL SCIENCE FOUNDATION	MARSILLAC, S.	4054	3,123	2,279	-	-	5,401	2,863	-	8,264	ARC			
100383-010	* U.S. DEPARTMENT OF ENERGY	MARSILLAC, S.	4054	22,056	2,039	-	-	24,095	12,770	-	36,865	ARC			
100495-010	* NATIONAL SCIENCE FOUNDATION	MARSILLAC, S.	4054	-	32	-	-	32	17	-	48	ARC			
100221-010	* NATIONAL SCIENCE FOUNDATION	NAMKOONG, G.	4054	2,013	116	2,810	-	4,939	1,128	-	6,067	ARC			
100230-010	* NATIONAL SCIENCE FOUNDATION	NAMKOONG, G.	4054	10,148	7,406	-	-	17,555	9,304	-	26,859	ARC			
100256-010	* NATIONAL SCIENCE FOUNDATION	NAMKOONG, G.	4054	3,946	242	-	49,080	53,268	2,219	-	55,487	ARC			
100383-010	* U.S. DEPARTMENT OF ENERGY	NAMKOONG, G.	4054	3,151	291	-	-	3,442	1,824	-	5,266	ARC			
100495-010	* NATIONAL SCIENCE FOUNDATION	NAMKOONG, G.	4054	-	116	-	-	116	61	-	177	ARC			
200191-010	* CENTER FOR INNOVATIVE TECHNOLOGY	NAMKOONG, G.	4054	15,935	4,562	-	-	20,497	6,149	-	26,646	ARC			
200191-010	* CENTER FOR INNOVATIVE TECHNOLOGY	NAMKOONG, G.	4054	13,074	4,823	-	-	17,896	5,369	-	23,265	ARC			
100495-010	* NATIONAL SCIENCE FOUNDATION	RAMJEE, B.	4054	-	32	-	-	32	17	-	48	ARC			
400110-011	JEFFERSON SCIENCE ASSOCIATES, LLC (JEFFERSON LAB)	ELMUSTAFA, A.	4057	23,721	-	-	-	23,721	-	-	23,721	ARC			
				337,525	75,097	28,095	49,082	489,799	125,423	-	615,222	25.61%			

SCHEDULE 5
OLD DOMINION UNIVERSITY RESEARCH FOUNDATION
ENTERPRISE CENTERS INCLUDING PROJECTS REPORTED AS ACTIVITY
OF AN ACADEMIC DEPARTMENT
(MEASURED BY EXPENDITURES INCURRED)
FOR FISCAL YEAR 2016

PROJECT NUMBER	PRINCIPAL INVESTIGATOR / PROJECT DIRECTOR	DEPT	PROJECT DIRECT COST						PROJECT IDC AND FEES			TOTAL PROJECT COSTS	EFFECTIVE INDIRECT COST RATE	CENTER
			PERSONNEL AND FRINGE BENEFITS	SUPPLIES, CONTRACTUAL, GENERAL, & TRAVEL	EQUIPMENT	SUBCONTRACTS, CONSTRUCTION, TUITION & OTHER	TOTAL DIRECT COSTS	REIMBURSED INDIRECT COSTS	TOTAL SPECIAL FEES					
FRANK REIDY RESEARCH CENTER FOR BIOELECTRICS														
300281-010	UNIVERSITY OF SOUTHERN CALIFORNIA	JIANG, C.	4054	53,336	22,382	-	-	75,718	40,131	-	-	115,849		CBE
500226-001	* PULSE BIOSCIENCES (ELECTROBLATE)	JIANG, C.	4054	36,642	5,892	2,499	-	45,032	22,543	-	-	67,575		CBE
600186-010	* SOUTHAMPTON UNIVERSITY	KONG, M.	4054	207,885	69,307	668	38	277,897	146,911	-	-	424,809		CBE
500226-001	* PULSE BIOSCIENCES (ELECTROBLATE)	SCHOENBACH, K.	4054	36,642	5,892	2,499	-	45,032	22,543	-	-	67,575		CBE
100330-010	* U.S. PUBLIC HEALTH SERVICE (INCLUDING NIH)	XIAO, S.	4054	2,345	914	-	-	3,259	1,645	-	-	4,903		CBE
100461-010	* U.S. PUBLIC HEALTH SERVICE (INCLUDING NIH)	XIAO, S.	4054	11,570	5,165	9,347	-	26,081	8,869	-	-	34,950		CBE
100461-011	* U.S. PUBLIC HEALTH SERVICE (INCLUDING NIH)	XIAO, S.	4054	16,486	2,441	-	-	18,926	10,031	-	-	28,958		CBE
100548-010	* U.S. PUBLIC HEALTH SERVICE (INCLUDING NIH)	XIAO, S.	4054	9,495	1,412	522	-	11,429	5,999	-	-	17,428		CBE
500212-010	* NON-DISCLOSED SPONSORS	XIAO, S.	4054	48	-	-	840	889	471	-	-	1,360		CBE
400016-010	EASTERN VIRGINIA MEDICAL SCHOOL	ZEMLIN, C.	4054	9,019	-	-	-	9,019	-	-	-	9,019		CBE
500218-010	ATRICURE, INC	ZEMLIN, C.	4054	-	1,054	-	1,702	2,756	-	-	-	2,756		CBE
500226-003	* PULSE BIOSCIENCES (ELECTROBLATE)	HARGRAVE, B.	5056	24,446	13,366	-	-	37,812	20,040	-	-	57,852		CBE
100579-010	U.S. PUBLIC HEALTH SERVICE (INCLUDING NIH)	HELLER, L.	5056	18,911	33,430	-	-	52,341	28,788	-	-	81,128		CBE
500226-002	* PULSE BIOSCIENCES (ELECTROBLATE)	HELLER, L.	5056	4,055	1,906	2,053	-	8,014	3,159	-	-	11,173		CBE
100516-010	U.S. PUBLIC HEALTH SERVICE (INCLUDING NIH)	HELLER, R.	5056	92,584	67,358	-	-	159,942	84,769	-	-	244,711		CBE
100517-010	* U.S. PUBLIC HEALTH SERVICE (INCLUDING NIH)	HELLER, R.	5056	54,700	3,253	-	-	57,952	30,715	-	-	88,667		CBE
400231-010	OLD DOMINION UNIVERSITY	HELLER, R.	5056	115,309	15,615	-	149,406	280,330	39,277	-	-	319,607		CBE
500110-010	VANDALIA RESEARCH, INC.	HELLER, R.	5056	-	-	-	31,698	31,698	19,019	-	-	50,717		CBE
500156-014	ONCOSEC MEDICAL, INC.	HELLER, R.	5056	-	-	-	16,839	16,839	8,925	-	-	25,764		CBE
500226-000	PULSE BIOSCIENCES (ELECTROBLATE)	HELLER, R.	5056	-	(49)	-	-	(49)	-	-	-	(49)		CBE
500226-001	* PULSE BIOSCIENCES (ELECTROBLATE)	HELLER, R.	5056	36,642	5,892	2,499	-	45,032	22,543	-	-	67,575		CBE
100517-010	* U.S. PUBLIC HEALTH SERVICE (INCLUDING NIH)	HELLER, R.	9010	40,332	12,932	-	-	53,264	28,230	-	-	81,494		CBE
500226-005	* PULSE BIOSCIENCES (ELECTROBLATE)	HELLER, R.	9010	3,842	2,439	-	-	6,282	3,455	-	-	9,737		CBE
500226-003	* PULSE BIOSCIENCES (ELECTROBLATE)	GUO, S.	9010	24,446	13,366	-	-	37,812	20,040	-	-	57,852		CBE
500226-003	* PULSE BIOSCIENCES (ELECTROBLATE)	BEEBE, S.	9010	48,892	26,731	-	-	75,623	40,080	-	-	115,704		CBE
500226-005	* PULSE BIOSCIENCES (ELECTROBLATE)	BEEBE, S.	9010	3,842	2,439	-	-	6,282	3,455	-	-	9,737		CBE
500226-006	* PULSE BIOSCIENCES (ELECTROBLATE)	BEEBE, S.	9010	6,460	12,368	-	-	18,828	10,355	-	-	29,183		CBE
500226-008	* PULSE BIOSCIENCES (ELECTROBLATE)	BEEBE, S.	9010	7,180	3,849	-	-	11,029	6,066	-	-	17,095		CBE
100475-010	U.S. PUBLIC HEALTH SERVICE (INCLUDING NIH)	CATRAVAS, J.	9010	103,295	9,950	-	-	113,245	60,020	-	-	173,265		CBE
300010-010	GEORGIA REGENTS UNIVERSITY	CATRAVAS, J.	9010	92,710	36,641	-	-	129,351	68,556	-	-	197,907		CBE
300010-020	GEORGIA REGENTS UNIVERSITY	CATRAVAS, J.	9010	65,152	24,916	-	-	90,068	47,736	-	-	137,804		CBE
300327-010	GEORGIA REGENTS UNIVERSITY	CATRAVAS, J.	9010	44,683	38,727	-	-	83,410	44,207	-	-	127,617		CBE
300327-020	GEORGIA REGENTS UNIVERSITY	CATRAVAS, J.	9010	40,927	6,230	-	-	47,157	24,993	-	-	72,151		CBE
500226-008	* PULSE BIOSCIENCES (ELECTROBLATE)	CATRAVAS, J.	9010	7,180	3,849	-	-	11,029	6,066	-	-	17,095		CBE
600186-010	* SOUTHAMPTON UNIVERSITY	CHEN, H.	9010	89,093	29,703	286	16	119,099	62,962	-	-	182,061		CBE
100517-010	* U.S. PUBLIC HEALTH SERVICE (INCLUDING NIH)	GUO, S.	9010	20,364	3,468	-	-	23,832	12,631	-	-	36,463		CBE
500226-001	* PULSE BIOSCIENCES (ELECTROBLATE)	GUO, S.	9010	36,642	5,892	2,499	-	45,032	22,543	-	-	67,575		CBE
500226-005	* PULSE BIOSCIENCES (ELECTROBLATE)	GUO, S.	9010	7,685	4,879	-	-	12,564	6,910	-	-	19,474		CBE
500226-006	* PULSE BIOSCIENCES (ELECTROBLATE)	GUO, S.	9010	2,768	5,300	-	-	8,069	4,438	-	-	12,507		CBE

SCHEDULE 5
OLD DOMINION UNIVERSITY RESEARCH FOUNDATION
ENTERPRISE CENTERS INCLUDING PROJECTS REPORTED AS ACTIVITY
OF AN ACADEMIC DEPARTMENT
(MEASURED BY EXPENDITURES INCURRED)
FOR FISCAL YEAR 2016

PROJECT NUMBER	PRINCIPAL INVESTIGATOR / PROJECT DIRECTOR	DEPT	PROJECT DIRECT COST					PROJECT IDC AND FEES			TOTAL PROJECT COSTS	EFFECTIVE INDIRECT COST RATE	CENTER
			PERSONNEL AND FRINGE BENEFITS	SUPPLIES, CONTRACTUAL, GENERAL, & TRAVEL	EQUIPMENT	SUBCONTRACTS, CONSTRUCTION, TUITION & OTHER	TOTAL DIRECT COSTS	REIMBURSED INDIRECT COSTS	TOTAL SPECIAL FEES				
100330-010	* U.S. PUBLIC HEALTH SERVICE (INCLUDING NIH)	PAKHOMOV, A.	9010	10,943	4,265	-	-	15,208	7,675	-	22,883	CBE	
100461-010	* U.S. PUBLIC HEALTH SERVICE (INCLUDING NIH)	PAKHOMOV, A.	9010	11,570	5,165	9,347	-	26,081	8,869	-	34,950	CBE	
100461-011	* U.S. PUBLIC HEALTH SERVICE (INCLUDING NIH)	PAKHOMOV, A.	9010	16,486	2,441	-	-	18,926	10,031	-	28,958	CBE	
100548-010	* U.S. PUBLIC HEALTH SERVICE (INCLUDING NIH)	PAKHOMOV, A.	9010	75,964	11,294	4,175	-	91,433	47,992	-	139,425	CBE	
300345-010	OLD DOMINION UNIVERSITY	PAKHOMOV, A.	9010	36,719	60,378	-	76,865	173,963	58,259	-	232,221	CBE	
500212-000	GENERAL DYNAMICS	PAKHOMOV, A.	9010	54,773	8,264	-	-	63,038	34,917	-	97,954	CBE	
500212-010	* NON-DISCLOSED SPONSORS	PAKHOMOV, A.	9010	824	-	-	14,283	15,107	8,007	-	23,114	CBE	
500226-002	* PULSE BIOSCIENCES (ELECTROBLATE)	PAKHOMOV, A.	9010	4,055	1,906	2,053	-	8,014	3,159	-	11,173	CBE	
500226-004	* PULSE BIOSCIENCES (ELECTROBLATE)	PAKHOMOV, A.	9010	55,184	21,065	8,369	-	84,617	40,412	-	125,029	CBE	
100330-010	* U.S. PUBLIC HEALTH SERVICE (INCLUDING NIH)	PAKHOMOVA, O.	9010	2,345	914	-	-	3,259	1,645	-	4,903	CBE	
100548-010	* U.S. PUBLIC HEALTH SERVICE (INCLUDING NIH)	PAKHOMOVA, O.	9010	9,495	1,412	522	-	11,429	5,999	-	17,428	CBE	
300345-012	OLD DOMINION UNIVERSITY	PAKHOMOVA, O.	9010	40,475	7,311	-	-	47,786	28,672	-	76,458	CBE	
500212-010	* NON-DISCLOSED SPONSORS	PAKHOMOVA, O.	9010	3,438	486	-	840	4,764	2,525	-	7,289	CBE	
500226-002	* PULSE BIOSCIENCES (ELECTROBLATE)	PAKHOMOVA, O.	9010	64,873	30,495	32,851	-	128,219	50,545	-	178,764	CBE	
500226-004	* PULSE BIOSCIENCES (ELECTROBLATE)	PAKHOMOVA, O.	9010	6,417	2,449	973	-	9,839	4,699	-	14,538	CBE	
100517-010	* U.S. PUBLIC HEALTH SERVICE (INCLUDING NIH)	SCHOENBACH, K.	9010	20,364	3,468	-	-	23,832	12,631	-	36,463	CBE	
100548-010	* U.S. PUBLIC HEALTH SERVICE (INCLUDING NIH)	SEMENOV, I.	9010	18,991	2,824	1,044	-	22,858	11,998	-	34,856	CBE	
500212-010	* NON-DISCLOSED SPONSORS	SEMENOV, I.	9010	3,438	486	-	840	4,764	2,525	-	7,289	CBE	
500226-002	* PULSE BIOSCIENCES (ELECTROBLATE)	SEMENOV, I.	9010	4,055	1,906	2,053	-	8,014	3,159	-	11,173	CBE	
500226-004	* PULSE BIOSCIENCES (ELECTROBLATE)	SEMENOV, I.	9010	2,567	980	389	-	3,936	1,880	-	5,815	CBE	
100341-010	* U.S. PUBLIC HEALTH SERVICE (INCLUDING NIH)	STACEY, M.	9010	7,788	4,045	-	20,428	32,261	6,269	-	38,531	CBE	
400140-010	BREEDEN-ADAMS FOUNDATION	STACEY, M.	9010	7,507	5,582	-	5	13,094	-	-	13,094	CBE	
100474-010	AIR FORCE OFFICE OF SCIENTIFIC RESEARCH (AFOSR)	VERNIER, T.	9010	9,741	-	-	182	9,922	5,844	-	15,767	CBE	
300345-013	OLD DOMINION UNIVERSITY	VERNIER, T.	9010	40,162	3,685	-	-	43,847	26,308	-	70,154	CBE	
300345-011	OLD DOMINION UNIVERSITY	XIAO, S.	9010	44,925	7,662	3,189	-	55,777	31,553	-	87,329	CBE	
300369-010	UNIVERSITY OF TEXAS AT ARLINGTON	XIAO, S.	9010	2,411	781	-	-	3,191	1,755	-	4,946	CBE	
500212-010	* NON-DISCLOSED SPONSORS	XIAO, S.	9010	3,389	486	-	-	3,875	2,054	-	5,929	CBE	
500226-002	* PULSE BIOSCIENCES (ELECTROBLATE)	XIAO, S.	9010	4,055	1,906	2,053	-	8,014	3,159	-	11,173	CBE	
100548-010	* U.S. PUBLIC HEALTH SERVICE (INCLUDING NIH)	ZEMLIN, C.	9010	75,964	11,294	4,175	-	91,433	47,992	-	139,425	CBE	
500226-007	* PULSE BIOSCIENCES (ELECTROBLATE)	ZEMLIN, C.	9010	9,102	4,839	-	-	13,941	7,667	-	21,608	CBE	
				2,023,626	706,695	94,064	313,983	3,138,368	1,467,320	-	4,605,687	46.75%	

SCHEDULE 5
OLD DOMINION UNIVERSITY RESEARCH FOUNDATION
ENTERPRISE CENTERS INCLUDING PROJECTS REPORTED AS ACTIVITY
OF AN ACADEMIC DEPARTMENT
(MEASURED BY EXPENDITURES INCURRED)
FOR FISCAL YEAR 2016

PROJECT NUMBER	PRINCIPAL INVESTIGATOR / PROJECT DIRECTOR	DEPT	PROJECT DIRECT COST					PROJECT IDC AND FEES			TOTAL PROJECT COSTS	EFFECTIVE INDIRECT COST RATE	CENTER
			PERSONNEL AND FRINGE BENEFITS	SUPPLIES, CONTRACTUAL, GENERAL, & TRAVEL	EQUIPMENT	SUBCONTRACTS, CONSTRUCTION, TUITION & OTHER	TOTAL DIRECT COSTS	REIMBURSED INDIRECT COSTS	TOTAL SPECIAL FEES				
NATIONAL CENTERS FOR SYSTEMS OF SYSTEMS ENGINEERING													
100143-003	* SPACE AND NAVAL WARFARE SYSTEMS CENTER (SPAWAR)	KEATING, C.	4060	6,882	-	-	-	6,882	4,129	-	11,012		NCSOSE
				6,882	-	-	-	6,882	4,129	-	11,012	60.00%	
SOCIAL SCIENCE RESEARCH CENTER													
200001-010	OLD DOMINION UNIVERSITY	VANDECAR-BURDIN, T.	1060	-	-	-	-	-	-	-	-		SSRC
200147-010	NEW HAMPSHIRE DEPARTMENT OF HEALTH AND HUMAN SERVICES	VANDECAR-BURDIN, T.	1060	19,673	5,525	-	-	25,198	2,520	-	27,718		SSRC
200151-010	CITY OF NORFOLK	VANDECAR-BURDIN, T.	1060	1,743	25	-	516	2,284	594	-	2,878		SSRC
200197-010	CITY OF VIRGINIA BEACH	VANDECAR-BURDIN, T.	1060	694	-	-	0	694	109	-	803		SSRC
300292-010	OLD DOMINION UNIVERSITY	VANDECAR-BURDIN, T.	1060	775	922	-	-	1,697	85	-	1,782		SSRC
300312-010	OLD DOMINION UNIVERSITY	VANDECAR-BURDIN, T.	1060	26,844	20,982	-	-	47,826	2,391	-	50,217		SSRC
300352-010	OLD DOMINION UNIVERSITY	VANDECAR-BURDIN, T.	1060	14,930	8,404	-	-	23,334	1,167	-	24,501		SSRC
500248-010	LUISA DIAZ-KOPE	VANDECAR-BURDIN, T.	1060	2,995	-	-	-	2,995	-	-	2,995		SSRC
500283-010	HENRICO CITIZEN (T3 MEDIA LLC)	VANDECAR-BURDIN, T.	1060	841	-	-	-	841	-	-	841		SSRC
600200-010	BEIJING INTERNATIONAL STUDIES UNIVERSITY	VANDECAR-BURDIN, T.	1060	594	-	-	-	594	315	-	909		SSRC
200221-010	* CITY OF SUFFOLK	VANDECAR-BURDIN, T.	1060	244	-	-	-	244	63	-	308		SSRC
300333-010	* OLD DOMINION UNIVERSITY	VANDECAR-BURDIN, T.	1060	2,484	266	-	-	2,750	220	-	2,970		SSRC
300346-010	* OLD DOMINION UNIVERSITY	VANDECAR-BURDIN, T.	1060	6,401	485	-	13,391	20,277	-	-	20,277		SSRC
300356-010	* OLD DOMINION UNIVERSITY	VANDECAR-BURDIN, T.	1060	11,836	202	-	-	12,037	963	-	13,000		SSRC
				90,055	36,809	-	13,907	140,772	8,427	-	149,199	5.99%	
SELF SUPPORTING RESEARCH PROFESSIONALS													
100493-010	* U.S. ENVIRONMENTAL PROTECTION AGENCY	HILL, V.	6085	4,143	87	-	-	4,231	423	-	4,654		SSRP
100575-010	NATIONAL OCEANIC AND ATMOSPHERIC ADMINISTRATION	HILL, V.	6085	4,070	-	-	-	4,070	2,238	-	6,308		SSRP
400285-010	CONSORTIUM FOR OCEAN LEADERSHIP, INC.	HILL, V.	6085	-	8,994	-	-	8,994	-	-	8,994		SSRP
100215-010	NATIONAL SCIENCE FOUNDATION	HILL, V.	6085	134,035	15,336	-	-	149,370	79,166	-	228,537		SSRP
300265-010	UNIVERSITY OF WASHINGTON	HILL, V.	6085	775	-	-	-	775	388	-	1,163		SSRP
200166-010	HAMPTON ROADS SANITATION DISTRICT COMMISSION	FILIPPINO, K.	6085	36,020	522	-	-	36,542	9,136	-	45,678		SSRP
100023-010	* NATIONAL SCIENCE FOUNDATION	FILIPPINO, K.	6085	4,015	(145)	-	50,085	53,955	6	-	53,961		SSRP
				183,058	24,795	-	50,085	257,937	91,357	-	349,294	35.42%	
VIRGINIA COASTAL ENERGY RESEARCH CONSORTIUM													
100222-010	* NATIONAL SCIENCE FOUNDATION	HATCHER, P.	6082	(1,327)	-	-	-	(1,327)	(703)	-	(2,030)		VCERC
100222-010	* NATIONAL SCIENCE FOUNDATION	WOZNAK, A.	6082	(2,576)	-	-	-	(2,576)	(1,365)	-	(3,941)		VCERC
				(3,903)	-	-	-	(3,903)	(2,069)	-	(5,971)	53.00%	
MITIGATION & ADAPTION RESEARCH INSTITUTE													
300366-010	* UNIVERSITY OF NORTH CAROLINA	PLAG, H.	6086	2,995	230	-	-	3,225	1,774	-	4,998		MARI
100565-010	U.S. FISH AND WILDLIFE SERVICES	PLAG, H.	6086	26,665	1,252	-	-	27,916	-	-	27,916		MARI
				29,659	1,482	-	-	31,141	1,774	-	32,915	5.70%	

SCHEDULE 5
OLD DOMINION UNIVERSITY RESEARCH FOUNDATION
ENTERPRISE CENTERS INCLUDING PROJECTS REPORTED AS ACTIVITY
OF AN ACADEMIC DEPARTMENT
(MEASURED BY EXPENDITURES INCURRED)
FOR FISCAL YEAR 2016

PROJECT NUMBER	PRINCIPAL INVESTIGATOR / PROJECT DIRECTOR	DEPT	PROJECT DIRECT COST						PROJECT IDC AND FEES			EFFECTIVE INDIRECT COST RATE	CENTER
			PERSONNEL AND FRINGE BENEFITS	SUPPLIES, CONTRACTUAL, GENERAL, & TRAVEL	EQUIPMENT	SUBCONTRACTS, CONSTRUCTION, TUITION & OTHER	TOTAL DIRECT COSTS	REIMBURSED INDIRECT COSTS	TOTAL SPECIAL FEES	TOTAL PROJECT COSTS			
VIRGINIA MODELING, ANALYSIS AND SIMULATION CENTER													
200152-010	* CITY OF VIRGINIA BEACH	CETIN, M.	4053	29,512	1,360	-	240	31,112	16,362	-	47,474		
100105-050	NAVSUP FLEET LOGISTICS CENTER NORFOLK	SOKOLOWSKI, J.	4075	828	-	-	48,310	49,138	290	-	49,427	VMASC	
100105-051	NAVSUP FLEET LOGISTICS CENTER NORFOLK	SOKOLOWSKI, J.	4075	578	-	-	20,635	21,213	202	-	21,415	VMASC	
100105-052	NAVSUP FLEET LOGISTICS CENTER NORFOLK	SOKOLOWSKI, J.	4075	337	-	-	88,724	89,061	118	-	89,179	VMASC	
100105-053	NAVSUP FLEET LOGISTICS CENTER NORFOLK	SOKOLOWSKI, J.	4075	184	-	-	38,164	38,348	64	-	38,412	VMASC	
100105-054	NAVSUP FLEET LOGISTICS CENTER NORFOLK	SOKOLOWSKI, J.	4075	184	-	-	59,830	60,013	64	-	60,077	VMASC	
100105-055	* NAVSUP FLEET LOGISTICS CENTER NORFOLK	SOKOLOWSKI, J.	4075	147	-	-	-	147	52	-	199	VMASC	
100105-056	NAVSUP FLEET LOGISTICS CENTER NORFOLK	SOKOLOWSKI, J.	4075	133,641	-	-	-	133,641	46,774	-	180,415	VMASC	
100105-057	NAVSUP FLEET LOGISTICS CENTER NORFOLK	SOKOLOWSKI, J.	4075	31,149	(1,793)	-	-	29,357	10,275	-	39,631	VMASC	
100105-058	NAVSUP FLEET LOGISTICS CENTER NORFOLK	SOKOLOWSKI, J.	4075	42,026	-	-	-	42,026	14,709	-	56,735	VMASC	
100105-060	NAVSUP FLEET LOGISTICS CENTER NORFOLK	SOKOLOWSKI, J.	4075	121,478	-	-	-	121,478	42,517	-	163,995	VMASC	
100105-061	NAVSUP FLEET LOGISTICS CENTER NORFOLK	SOKOLOWSKI, J.	4075	8,038	60,051	-	-	68,089	23,831	-	91,920	VMASC	
100105-062	NAVSUP FLEET LOGISTICS CENTER NORFOLK	SOKOLOWSKI, J.	4075	11,512	25,000	-	66,721	103,233	12,779	-	116,012	VMASC	
100105-063	NAVSUP FLEET LOGISTICS CENTER NORFOLK	SOKOLOWSKI, J.	4075	67,436	8,110	-	-	75,546	26,441	-	101,987	VMASC	
100105-064	NAVSUP FLEET LOGISTICS CENTER NORFOLK	SOKOLOWSKI, J.	4075	1,772	25,000	-	90,605	117,377	9,370	-	126,748	VMASC	
100105-065	* NAVSUP FLEET LOGISTICS CENTER NORFOLK	SOKOLOWSKI, J.	4075	17,063	-	-	-	17,063	5,972	-	23,034	VMASC	
100105-066	NAVSUP FLEET LOGISTICS CENTER NORFOLK	SOKOLOWSKI, J.	4075	15,181	-	-	-	15,181	5,313	-	20,494	VMASC	
100105-067	NAVSUP FLEET LOGISTICS CENTER NORFOLK	SOKOLOWSKI, J.	4075	3,370	25,000	-	297,581	325,951	9,929	-	335,880	VMASC	
100105-068	NAVSUP FLEET LOGISTICS CENTER NORFOLK	SOKOLOWSKI, J.	4075	2,996	25,000	-	56,891	84,887	9,799	-	94,685	VMASC	
100105-069	NAVSUP FLEET LOGISTICS CENTER NORFOLK	SOKOLOWSKI, J.	4075	76,943	-	-	-	76,943	26,930	-	103,873	VMASC	
100105-070	NAVSUP FLEET LOGISTICS CENTER NORFOLK	SOKOLOWSKI, J.	4075	3,370	25,000	-	21,580	49,950	9,929	-	59,879	VMASC	
100457-010	MODELING AND SIMULATION COORDINATION OFFICE	SOKOLOWSKI, J.	4075	98,748	-	-	-	98,748	7,321	-	106,069	VMASC	
100467-000	NAVAL SURFACE WARFARE CENTER	SOKOLOWSKI, J.	4075	(2,041)	(1,312)	-	-	(3,353)	(2,012)	-	(5,365)	VMASC	
100500-010	NAVSUP FLEET LOGISTICS CENTER NORFOLK	SOKOLOWSKI, J.	4075	-	1,751	-	1,289	3,040	882	-	3,922	VMASC	
100553-010	NORFOLK NAVAL SHIPYARD	SOKOLOWSKI, J.	4075	-	43	-	632	675	-	-	675	VMASC	
100561-010	NAVSUP FLEET LOGISTICS CENTER NORFOLK	SOKOLOWSKI, J.	4075	-	4,386	-	-	4,386	1,404	-	5,790	VMASC	
100590-010	NAVSUP FLEET LOGISTICS CENTER NORFOLK	SOKOLOWSKI, J.	4075	691	11,670	-	-	12,361	4,450	-	16,811	VMASC	
300336-010	* OLD DOMINION UNIVERSITY	SOKOLOWSKI, J.	4075	19,445	-	-	-	19,445	-	-	19,445	VMASC	
300337-010	* OLD DOMINION UNIVERSITY	SOKOLOWSKI, J.	4075	2,178	-	-	-	2,178	-	-	2,178	VMASC	
400193-000	NONE	SOKOLOWSKI, J.	4075	-	69,905	-	10,182	80,087	-	-	80,087	VMASC	
100334-010	* U.S. PUBLIC HEALTH SERVICE (INCLUDING NIH)	BEHR, J.	9010	6,018	(214)	-	-	5,804	3,076	-	8,881	VMASC	
100515-010	* U.S. DEPARTMENT OF HOUSING AND URBAN DEVELOPMENT	BEHR, J.	9010	19,027	7,182	-	-	26,209	13,891	-	40,099	VMASC	
200158-010	* CITY OF PORTSMOUTH	BEHR, J.	9010	6,086	19	-	3,364	9,469	5,019	-	14,488	VMASC	
300366-010	* UNIVERSITY OF NORTH CAROLINA	BEHR, J.	9010	2,246	173	-	-	2,419	1,330	-	3,749	VMASC	
100488-010	* NATIONAL INSTITUTE OF STANDARDS AND TECHNOLOGY	COLLINS, A.	9010	39,666	1,541	-	-	41,207	21,840	-	63,047	VMASC	
200152-010	* CITY OF VIRGINIA BEACH	COLLINS, A.	9010	14,756	680	-	120	15,556	8,181	-	23,737	VMASC	
200187-010	* CITY OF PORTSMOUTH	COLLINS, A.	9010	8,399	3,920	-	-	12,318	6,529	-	18,847	VMASC	
200215-010	* VIRGINIA DEPARTMENT OF EMERGENCY MANAGEMENT	COLLINS, A.	9010	2,842	200	-	-	3,041	1,673	-	4,714	VMASC	
300258-010	* UNIVERSITY OF MARYLAND	COLLINS, A.	9010	7,029	437	-	-	7,466	3,957	-	11,422	VMASC	
300367-010	EASTERN VIRGINIA MEDICAL SCHOOL	COLLINS, A.	9010	33,850	-	-	-	33,850	18,617	-	52,467	VMASC	
100072-010	* ARMY MEDICAL RESEARCH AND MATERIALS COMMAND	ROLL, M.	9010	-	318	-	-	318	191	-	509	VMASC	
100143-004	* SPACE AND NAVAL WARFARE SYSTEMS CENTER (SPAWAR)	ROLL, M.	9010	8,614	-	-	-	8,614	5,599	-	14,212	VMASC	
100105-059	NAVSUP FLEET LOGISTICS CENTER NORFOLK	DIALLO, S.	9010	7,820	-	-	(1)	7,819	2,737	-	10,556	VMASC	
100482-010	* NAVAL AIR WARFARE CENTER TSD	DIALLO, S.	9010	4,327	867	-	-	5,194	3,116	-	8,310	VMASC	
400253-010	* BOSTON VA RESEARCH INSTITUTE, INC	DIALLO, S.	9010	13,201	3,080	-	-	16,281	2,442	-	18,723	VMASC	
100334-010	* U.S. PUBLIC HEALTH SERVICE (INCLUDING NIH)	DIAZ, R.	9010	6,018	(209)	-	-	5,809	3,079	-	8,888	VMASC	
100515-010	* U.S. DEPARTMENT OF HOUSING AND URBAN DEVELOPMENT	DIAZ, R.	9010	19,027	7,182	-	-	26,209	13,891	-	40,099	VMASC	
200158-010	* CITY OF PORTSMOUTH	DIAZ, R.	9010	5,907	19	-	3,265	9,191	4,871	-	14,062	VMASC	

SCHEDULE 5
OLD DOMINION UNIVERSITY RESEARCH FOUNDATION
ENTERPRISE CENTERS INCLUDING PROJECTS REPORTED AS ACTIVITY
OF AN ACADEMIC DEPARTMENT
(MEASURED BY EXPENDITURES INCURRED)
FOR FISCAL YEAR 2016

PROJECT NUMBER	PRINCIPAL INVESTIGATOR / PROJECT DIRECTOR	DEPT	PROJECT DIRECT COST					PROJECT IDC AND FEES			TOTAL PROJECT COSTS	EFFECTIVE INDIRECT COST RATE	CENTER
			PERSONNEL AND FRINGE BENEFITS	SUPPLIES, CONTRACTUAL, GENERAL, & TRAVEL	EQUIPMENT	SUBCONTRACTS, CONSTRUCTION, TUITION & OTHER	TOTAL DIRECT COSTS	REIMBURSED INDIRECT COSTS	TOTAL SPECIAL FEES				
100488-010	* NATIONAL INSTITUTE OF STANDARDS AND TECHNOLOGY	EZELL, B.	9010	52,888	2,055	-	-	54,943	29,120	-	84,062	VMASC	
200190-010	VIRGINIA DEPARTMENT OF EMERGENCY MANAGEMENT	EZELL, B.	9010	30,884	1,594	-	-	32,478	17,213	-	49,692	VMASC	
200215-010	* VIRGINIA DEPARTMENT OF EMERGENCY MANAGEMENT	EZELL, B.	9010	2,842	200	-	-	3,041	1,673	-	4,714	VMASC	
400253-010	* BOSTON VA RESEARCH INSTITUTE, INC	DIALLO, S.	9010	13,201	-	-	-	13,201	1,980	-	15,181	VMASC	
400289-010	* BATTELLE CORPORATION	EZELL, B.	9010	33,023	396	-	-	33,419	18,381	-	51,800	VMASC	
400284-010	* THE GENEVA FOUNDATION	GORE, R.	9010	17,427	343	-	-	17,770	9,773	-	27,543	VMASC	
400289-010	* BATTELLE CORPORATION	GORE, R.	9010	33,023	396	-	-	33,419	18,381	-	51,800	VMASC	
200152-010	* CITY OF VIRGINIA BEACH	FOYTIK, P.	9010	14,756	680	-	120	15,556	8,181	-	23,737	VMASC	
200187-010	* CITY OF PORTSMOUTH	FOYTIK, P.	9010	8,399	3,920	-	-	12,318	6,529	-	18,847	VMASC	
200189-010	* VIRGINIA DEPARTMENT OF EMERGENCY MANAGEMENT	FOYTIK, P.	9010	2,738	-	-	-	2,738	1,451	-	4,190	VMASC	
200215-010	* VIRGINIA DEPARTMENT OF EMERGENCY MANAGEMENT	FRYDENLUND, E.	9010	2,842	200	-	-	3,041	1,673	-	4,714	VMASC	
300303-010	* OLD DOMINION UNIVERSITY	GARCIA, H.	9010	(74)	-	-	-	(74)	-	-	(74)	VMASC	
300319-010	* OLD DOMINION UNIVERSITY	GARCIA, H.	9010	3,749	-	-	680	4,429	-	-	4,429	VMASC	
400244-010	* COMMONWEALTH CENTER FOR ADVANCED MANUFACTURING	GARCIA, H.	9010	13,617	906	-	-	14,523	3,776	-	18,299	VMASC	
100515-010	* U.S. DEPARTMENT OF HOUSING AND URBAN DEVELOPMENT	GILES, B.	9010	9,513	3,591	-	-	13,104	6,945	-	20,050	VMASC	
200158-010	* CITY OF PORTSMOUTH	GILES, B.	9010	5,907	19	-	3,265	9,191	4,871	-	14,062	VMASC	
300303-010	* OLD DOMINION UNIVERSITY	GILES, B.	9010	(74)	-	-	-	(74)	-	-	(74)	VMASC	
300319-010	* OLD DOMINION UNIVERSITY	GILES, B.	9010	1,499	-	-	272	1,771	-	-	1,771	VMASC	
300303-010	* OLD DOMINION UNIVERSITY	GORE, R.	9010	(74)	-	-	-	(74)	-	-	(74)	VMASC	
100576-010	NAVSUP FLEET LOGISTICS CENTER NORFOLK	GORE, R.	9010	5,906	-	-	(0)	5,905	3,839	-	9,744	VMASC	
200152-010	* CITY OF VIRGINIA BEACH	JORDAN, C.	9010	14,756	680	-	120	15,556	8,181	-	23,737	VMASC	
200184-010	* CITY OF PORTSMOUTH	JORDAN, C.	9010	2,413	-	-	0	2,413	1,279	-	3,692	VMASC	
200187-010	* CITY OF PORTSMOUTH	JORDAN, C.	9010	4,199	1,960	-	-	6,159	3,264	-	9,423	VMASC	
400253-010	* BOSTON VA RESEARCH INSTITUTE, INC	LYNCH, C.	9010	13,201	3,080	-	-	16,281	2,442	-	18,723	VMASC	
300328-010	NORFOLK STATE UNIVERSITY	PADILLA, J.	9010	95,866	6,438	-	-	102,304	54,221	-	156,524	VMASC	
300366-010	* UNIVERSITY OF NORTH CAROLINA	PADILLA, J.	9010	749	58	-	-	806	443	-	1,250	VMASC	
100072-010	* ARMY MEDICAL RESEARCH AND MATERIALS COMMAND	PAPELIS, Y.	9010	-	1,272	-	-	1,272	763	-	2,036	VMASC	
100143-002	* SPACE AND NAVAL WARFARE SYSTEMS CENTER (SPAWAR)	PAPELIS, Y.	9010	5,268	-	-	-	5,268	3,161	-	8,430	VMASC	
100143-004	* SPACE AND NAVAL WARFARE SYSTEMS CENTER (SPAWAR)	PAPELIS, Y.	9010	17,227	-	-	-	17,227	11,198	-	28,425	VMASC	
100499-010	* LANGLEY RESEARCH CENTER	PAPELIS, Y.	9010	32,038	673	-	-	32,711	17,337	-	50,048	VMASC	
100521-010	* AIR FORCE OFFICE OF SCIENTIFIC RESEARCH (AFOSR)	PAPELIS, Y.	9010	16,140	757	-	-	16,896	5,914	-	22,810	VMASC	
300337-010	* OLD DOMINION UNIVERSITY	PAPELIS, Y.	9010	17,571	2,122	-	-	19,693	-	-	19,693	VMASC	
400149-020	* OPPORTUNITY, INC.	PAPELIS, Y.	9010	-	(105)	-	-	(105)	(11)	-	(116)	VMASC	
400149-030	* OPPORTUNITY, INC.	PAPELIS, Y.	9010	6,368	169	-	112	6,650	654	-	7,304	VMASC	
100072-010	* ARMY MEDICAL RESEARCH AND MATERIALS COMMAND	PARODI, A.	9010	-	3,817	-	-	3,817	2,290	-	6,108	VMASC	
300303-010	* OLD DOMINION UNIVERSITY	PARODI, A.	9010	(74)	-	-	-	(74)	-	-	(74)	VMASC	
400284-010	* THE GENEVA FOUNDATION	PARODI, A.	9010	52,280	1,030	-	-	53,310	29,320	-	82,630	VMASC	

SCHEDULE 5
OLD DOMINION UNIVERSITY RESEARCH FOUNDATION
ENTERPRISE CENTERS INCLUDING PROJECTS REPORTED AS ACTIVITY
OF AN ACADEMIC DEPARTMENT
(MEASURED BY EXPENDITURES INCURRED)
FOR FISCAL YEAR 2016

PROJECT NUMBER	PRINCIPAL INVESTIGATOR / PROJECT DIRECTOR	DEPT	PROJECT DIRECT COST					PROJECT IDC AND FEES			TOTAL PROJECT COSTS	EFFECTIVE INDIRECT COST RATE	CENTER
			PERSONNEL AND FRINGE BENEFITS	SUPPLIES, CONTRACTUAL, GENERAL, & TRAVEL	EQUIPMENT	SUBCONTRACTS, CONSTRUCTION, TUITION & OTHER	TOTAL DIRECT COSTS	REIMBURSED INDIRECT COSTS	TOTAL SPECIAL FEES				
400240-003	COMMONWEALTH CENTER FOR ADVANCED MANUFACTURING	RECHOWICZ, K	9010	5,754	-	-	(0)	5,754	1,496	-	7,250	VMASC	
400244-010	* COMMONWEALTH CENTER FOR ADVANCED MANUFACTURING	RECHOWICZ, K	9010	20,426	1,358	-	-	21,784	5,664	-	27,448	VMASC	
400149-020	* OPPORTUNITY, INC.	REED, P.	9010	-	(53)	-	-	(53)	(5)	-	(58)	VMASC	
200152-010	* CITY OF VIRGINIA BEACH	ROBINSON, M.	9010	73,779	3,400	-	600	77,779	40,905	-	118,685	VMASC	
200184-010	* CITY OF PORTSMOUTH	ROBINSON, M.	9010	7,239	-	-	1	7,239	3,837	-	11,077	VMASC	
200187-010	* CITY OF PORTSMOUTH	ROBINSON, M.	9010	20,997	9,799	-	-	30,796	16,322	-	47,117	VMASC	
200189-010	* VIRGINIA DEPARTMENT OF EMERGENCY MANAGEMENT	ROBINSON, M.	9010	8,215	-	-	-	8,215	4,354	-	12,569	VMASC	
200215-010	* VIRGINIA DEPARTMENT OF EMERGENCY MANAGEMENT	ROBINSON, M.	9010	2,842	200	-	-	3,041	1,673	-	4,714	VMASC	
300234-010	* UNIVERSITY OF IDAHO	ROBINSON, M.	9010	51	179	-	-	229	122	-	351	VMASC	
300234-017	* UNIVERSITY OF IDAHO	ROBINSON, M.	9010	1,551	(0)	-	-	1,551	822	-	2,372	VMASC	
300234-070	* UNIVERSITY OF IDAHO	ROBINSON, M.	9010	7,541	439	-	7,258	15,237	4,229	-	19,466	VMASC	
300258-010	* UNIVERSITY OF MARYLAND	ROBINSON, M.	9010	28,114	1,749	-	-	29,863	15,827	-	45,690	VMASC	
100105-064	NAVSUP FLEET LOGISTICS CENTER NORFOLK	SOKOLOWSKI, J.	9010	2,162	-	-	190,658	192,820	757	-	193,576	VMASC	
100105-066	NAVSUP FLEET LOGISTICS CENTER NORFOLK	SOKOLOWSKI, J.	9010	45,203	3,225	-	-	48,428	16,950	-	65,378	VMASC	
100151-010	OFFICE OF THE SECRETARY OF DEFENSE	SOKOLOWSKI, J.	9010	-	-	-	(503)	(503)	(50)	-	(554)	VMASC	
300336-010	* OLD DOMINION UNIVERSITY	SOKOLOWSKI, J.	9010	554	-	-	1	555	-	-	555	VMASC	
300337-010	* OLD DOMINION UNIVERSITY	SOKOLOWSKI, J.	9010	1,727	472	-	-	2,198	-	-	2,198	VMASC	
300341-010	VIRGINIA COMMONWEALTH UNIVERSITY	WEINBERG, S.	9010	35,475	5,315	-	-	40,790	21,618	-	62,408	VMASC	
				1,683,218	366,695	-	1,010,714	3,060,627	812,568	-	3,873,196	26.55%	
				4,320,461	1,210,091	122,159	1,437,771	7,090,482	2,507,156	-	9,630,552	35.36%	

SCHEDULE 6

Sponsored Program Activity

Proposals Submitted and Awards Funded

Fiscal Year 2016 through Fiscal Year 2012

**SCHEDULE 6
 OLD DOMINION UNIVERSITY RESEARCH FOUNDATION
 SUMMARY OF PROPOSAL AND AWARD ACTIVITY
 FISCAL YEAR 2016 THROUGH FISCAL YEAR 2012**

	PROPOSALS SUBMITTED					AWARDS FUNDED				
	FY 16	FY 15	FY 14	FY 13	FY 12	FY 16	FY 15	FY 14	FY 13	FY 12
COLLEGE OF ARTS & LETTERS										
Art	\$ -	\$ -	\$ -	\$ -	\$ 2,000	\$ -	\$ -	\$ -	\$ -	\$ -
Communication & Theatre Arts	43,829	252,579	620,942	666,900	658,122	30,340	22,500	-	-	36,914
English	712,206	125,456	43,063	131,445	172,993	1,000	46,956	28,939	1,000	5,190
Foreign Languages & Literatures	-	89,078	213,307	264,126	286,320	-	-	6,494	-	-
History	6,300	100,000	53,782	-	282,471	-	-	44,487	54,770	54,119
Music	-	4,600	-	-	-	-	-	-	-	-
Philosophy & Religious Studies	67,565	77,305	135,017	750	6,000	18,612	-	-	-	6,000
Political Science & Geography	186,390	836,072	581,193	433,142	273,642	81,285	17,500	56,737	137,564	69,104
Social Science Research Center	461,893	3,345,297	266,380	344,229	170,087	206,114	60,000	204,366	198,595	192,514
Sociology & Criminal Justice	3,878,504	3,127,178	4,977,302	3,531,183	3,565,580	442,507	2,000	-	21,344	28,032
Dean's Office	58,025	-	1,650	1,500	23,000	-	-	27,827	32,843	33,452
College Total	\$ 5,414,712	\$ 7,957,564	\$ 6,892,636	\$ 5,373,275	\$ 5,440,213	\$ 779,858	\$ 148,956	\$ 368,850	\$ 446,116	\$ 425,325
% Change from prior year	-31.96%	15.45%	28.28%	-1.23%	-11.14%	423.55%	-59.62%	-17.32%	4.89%	-48.40%
Average yearly increase (decrease)	-2.31%					-1.08%				
COLLEGE OF BUSINESS AND PUBLIC ADMINISTRATION										
Management	\$ 2,500	\$ -	\$ -	\$ 143,983	\$ 25,000	\$ 2,500	\$ -	\$ -	\$ -	\$ 25,000
Economics	473,697	10,834	149,497	138,278	217,927	83,615	85,997	50,000	21,264	57,000
Finance	-	614,859	13,501	-	-	-	-	-	-	-
Information Systems/Decision Science	2,222,702	2,783,518	2,082,405	865,639	2,082,854	18,612	186,997	190,589	-	-
Marketing	286,630	-	139,708	-	-	14,999	-	-	-	-
Public Service	569,923	363,993	493,384	366,125	10,311	77,738	-	-	100,610	10,311
College Total	\$ 3,555,452	\$ 3,773,205	\$ 2,878,495	\$ 1,514,025	\$ 2,336,092	\$ 197,464	\$ 272,994	\$ 240,589	\$ 121,874	\$ 92,311
% Change from prior year	-5.77%	31.08%	90.12%	-35.19%	-11.49%	-27.67%	13.47%	97.41%	32.03%	-71.33%
Average yearly increase (decrease)	6.94%					-7.73%				

**SCHEDULE 6
 OLD DOMINION UNIVERSITY RESEARCH FOUNDATION
 SUMMARY OF PROPOSAL AND AWARD ACTIVITY
 FISCAL YEAR 2016 THROUGH FISCAL YEAR 2012**

	PROPOSALS SUBMITTED					AWARDS FUNDED				
	FY 16	FY 15	FY 14	FY 13	FY 12	FY 16	FY 15	FY 14	FY 13	FY 12
COLLEGE OF EDUCATION										
Center of Educational Partnerships	\$ 7,772,693	\$ 4,552,356	\$ 13,872,006	\$ -	\$ -	\$ 725,198	\$ 296,328	\$ 303,028	\$ -	\$ -
Communication Disorders and Special Education	7,622,526	8,570,881	9,160,608	9,107,728	5,943,532	3,539,575	3,386,586	3,445,431	3,711,358	3,259,642
Counseling and Human Services	645,822	1,754,803	1,082,910	183,230	1,425,579	73,835	176,362	142,154	129,517	339,320
Educational Foundations and Leadership	2,382,606	1,224,373	4,477,339	154,489	614,091	75,768	153,738	164,121	373,272	404,244
Foundations and Special Programs	-	-	-	-	2,499,569	-	-	-	12,862	2,513,493
Human Movement Sciences	1,927,374	255,247	2,039,566	1,981,547	1,565,251	34,441	82,648	196,134	133,708	86,846
STEM Education and Professional Studies	3,048,362	3,165,398	4,836,792	4,243,227	7,649,832	470,534	251,662	636,790	537,396	5,805,751
Teaching and Learning	3,040,287	1,799,602	3,237,050	1,306,713	1,939,159	-	790,864	761,182	491,280	314,973
Dean's Office	823,334	872,701	272,536	2,512,082	19,782,746	776,000	472,536	412,038	615,489	18,429,015
College Total	\$ 27,263,004	\$ 22,195,361	\$ 38,978,807	\$ 19,489,016	\$ 41,419,758	\$ 5,695,350	\$ 5,610,724	\$ 6,060,878	\$ 6,004,882	\$ 31,153,283
% Change from prior year	22.83%	-43.06%	100.00%	-52.95%	78.32%	1.51%	-7.43%	0.93%	-80.72%	429.60%
Average yearly increase (decrease)	3.47%					-0.64%				
COLLEGE OF ENGINEERING & TECHNOLOGY										
Center for Advanced Engineering Environments	-	-	-	-	-	-	590,469	1,009,393	-	-
Civil & Environmental Engineering	9,094,065	5,166,059	3,214,466	8,536,172	4,881,800	1,726,005	-	-	757,245	844,041
Electrical & Computer Engineering	13,939,958	17,739,574	15,923,596	14,083,036	24,536,911	2,289,620	2,509,953	2,791,842	2,861,655	3,424,884
Engineering Career Management Center	-	-	-	-	10,000	-	-	-	-	10,000
Engineering Management and Systems Engineering	2,742,809	5,619,632	1,891,456	2,763,197	1,336,310	157,466	810,804	195,111	372,042	723,907
Engineering Technology	6,568,428	5,376,504	4,672,026	4,139,876	1,597,989	1,669,592	383,531	158,290	283,030	887,780
Mechanical & Aerospace Engineering	5,971,306	12,040,934	7,632,052	7,692,370	5,556,802	1,366,851	1,429,282	809,129	951,108	591,550
Modeling, Simulation & Visualization Engineering	26,217,111	9,431,733	22,293,259	5,077,335	9,729,742	2,249,559	3,555,337	3,745,625	1,408,708	479,129
National Centers Systems of Systems Engineering	-	-	-	438,809	-	-	-	-	357,304	27,075
Dean's Office	996,955	13,677,760	6,332,123	836,629	432,856	334,999	50,000	110,000	57,261	85,224
College Total	\$ 65,530,632	\$ 69,052,195	\$ 61,958,978	\$ 43,567,424	\$ 48,082,409	\$ 9,794,091	\$ 9,329,377	\$ 8,819,390	\$ 7,048,353	\$ 7,073,590
% Change from prior year	-5.10%	11.45%	42.21%	-9.39%	-13.55%	4.98%	5.78%	25.13%	-0.36%	-10.27%
Average yearly increase (decrease)	3.56%					4.85%				

**SCHEDULE 6
 OLD DOMINION UNIVERSITY RESEARCH FOUNDATION
 SUMMARY OF PROPOSAL AND AWARD ACTIVITY
 FISCAL YEAR 2016 THROUGH FISCAL YEAR 2012**

	PROPOSALS SUBMITTED					AWARDS FUNDED				
	FY 16	FY 15	FY 14	FY 13	FY 12	FY 16	FY 15	FY 14	FY 13	FY 12
COLLEGE OF HEALTH SCIENCES										
Community & Environmental Health	\$ 1,552,092	\$ 2,382,036	\$ 996,695	\$ 1,212,534	\$ 538,529	\$ 106,949	\$ 86,680	\$ 129,951	\$ 506,107	\$ 83,556
Dental Hygiene	1,085,532	680,315	641,555	255,746	261,896	35,322	84,050	37,692	140,942	5,005
Medical Diagnostic & Translation Sciences	3,651,458	12,477,283	12,748,599	1,722,427	5,345,670	2,147,602	1,461,533	500,044	992,787	1,672,699
Nursing	4,407,576	2,524,806	3,077,080	4,229,650	4,817,710	1,801,399	1,248,605	608,348	820,280	555,091
Physical Therapy	1,417,021	634,050	1,769,146	954,085	1,034,839	12,779	209,912	162,539	254,513	150,911
Dean's Office	579,594	1,109,558	76,419	-	-	-	15,000	57,773	28,465	-
College Total	\$ 12,693,272	\$ 19,808,047	\$ 19,309,494	\$ 8,374,442	\$ 11,998,643	\$ 4,104,051	\$ 3,105,780	\$ 1,496,347	\$ 2,743,094	\$ 2,467,262
% Change from prior year	-35.92%	2.58%	130.58%	-30.21%	7.27%	32.14%	107.56%	-45.45%	11.18%	28.39%
Average yearly increase (decrease)	2.70%					22.71%				
COLLEGE OF SCIENCES										
Biological Sciences	\$ 19,806,536	\$ 20,545,968	\$ 24,134,374	\$ 10,128,824	\$ 5,325,038	\$ 2,372,424	\$ 1,582,361	\$ 1,128,100	\$ 1,735,051	\$ 1,321,654
Center for Coastal Physical Oceanography	4,265,269	5,606,910	5,599,819	4,439,394	3,594,568	640,905	356,119	391,085	182,833	2,292,725
Chemistry and Biochemistry	124,085,044	13,398,330	127,289,760	30,062,563	101,038,641	1,935,570	2,827,521	2,055,441	5,092,803	215,038
Computer Science	7,474,239	12,097,893	14,572,710	10,939,445	7,961,175	2,293,408	3,424,949	653,188	550,503	1,346,785
Mathematics and Statistics	3,494,460	3,722,864	3,522,753	3,984,100	3,624,977	406,255	485,547	872,259	769,616	692,762
Ocean, Earth & Atmospheric Sciences	19,028,932	13,837,812	15,085,778	12,008,009	14,550,385	3,700,789	2,942,012	1,718,930	4,961,211	4,257,127
Physics	14,332,714	6,155,595	16,123,862	13,900,363	16,821,400	3,325,122	3,768,552	4,417,928	3,394,163	3,449,043
Psychology	1,958,008	12,080,538	8,060,032	4,334,235	9,800,833	1,822,824	865,194	1,397,956	1,677,716	1,133,371
Dean's Office	-	361,500	-	15,790	-	-	-	5,366	6,607	6,528
College Total	\$ 194,445,201	\$ 87,807,410	\$ 214,389,088	\$ 89,812,723	\$ 162,717,018	\$ 16,497,298	\$ 16,252,254	\$ 12,640,253	\$ 18,370,503	\$ 14,715,033
% Change from prior year	121.45%	-59.04%	138.71%	-44.80%	71.84%	1.51%	28.58%	-31.19%	24.84%	-19.96%
Average yearly increase (decrease)	21.07%					-2.05%				

**SCHEDULE 6
 OLD DOMINION UNIVERSITY RESEARCH FOUNDATION
 SUMMARY OF PROPOSAL AND AWARD ACTIVITY
 FISCAL YEAR 2016 THROUGH FISCAL YEAR 2012**

	PROPOSALS SUBMITTED					AWARDS FUNDED				
	FY 16	FY 15	FY 14	FY 13	FY 12	FY 16	FY 15	FY 14	FY 13	FY 12
OFFICE OF RESEARCH AND OTHER UNITS										
VMASC: Virginia Modeling, Analysis & Simulation Center	\$ 21,340,031	\$ 30,809,977	\$ 18,066,607	\$ 19,345,791	\$ 9,490,476	\$ 1,524,927	\$ 1,506,024	\$ 2,127,012	\$ 3,934,928	\$ 7,332,597
Frank Reidy Research Center for Bioelectronics	24,452,423	26,309,702	19,511,697	11,335,871	6,683,144	3,792,085	2,122,087	3,851,893	389,680	1,316,061
ODU Business Gateway	3,086,737	2,912,549	10,044,214	2,082,237	1,060,000	1,826,114	815,531	1,755,592	1,319,813	310,000
Micellaneous Units	6,127,395	983,823	527,557	1,016,962	1,003,451	581,113	506,581	708,657	806,790	649,059
Total Office of Research and Other Units	\$ 55,006,587	\$ 61,016,051	\$ 48,150,075	\$ 33,780,861	\$ 18,237,072	\$ 7,724,240	\$ 4,950,223	\$ 8,443,154	\$ 6,451,211	\$ 9,607,717
% Change from prior year	-9.85%	26.72%	42.54%	85.23%	-26.17%	56.04%	-41.37%	30.88%	-32.85%	-11.83%
Average yearly increase (decrease)	24.53%					-5.82%				
Total University Activity	\$ 363,908,861	\$ 271,609,834	\$ 392,557,573	\$ 201,911,766	\$ 290,231,204	\$ 44,792,351	\$ 39,670,309	\$ 38,069,461	\$ 41,186,033	\$ 65,534,520
% Change from prior year	33.98%	-30.81%	94.42%	-30.43%	33.02%	12.91%	4.21%	-7.57%	-37.15%	42.11%
Average yearly increase (decrease)	13.36%					-6.33%				
AFFILIATED ACTIVITY										
Applied Research Center - ARC	\$ -	\$ -	\$ -	\$ -	\$ 17,683	\$ -	\$ -	\$ -	\$ -	\$ 17,683
Mid-Atlantic Institute for Space & Technology	-	-	-	-	25,720	-	-	-	-	28,220
VA Commercial Space Flight Authority	-	-	-	122,082	10,125,000	-	12,071,426	17,383,775	68,889,898	10,739,429
VA Space Grant Consortium	4,874,897	6,988,483	3,735,036	7,096,444	1,312,378	1,877,883	3,299,640	5,822,264	5,620,555	3,573,754
VA Tidewater Consortium for Higher Education	2,390,142	10,542,015	-	944,035	9,718,349	605,170	577,534	455,057	723,170	927,958
Total Non-University Activity	\$ 7,265,039	\$ 17,530,498	\$ 3,735,036	\$ 8,162,561	\$ 21,199,130	\$ 2,483,053	\$ 15,948,600	\$ 23,661,096	\$ 75,233,623	\$ 15,287,045
% Change from prior year	-58.56%	369.35%	-54.24%	-61.50%	153.04%	-84.43%	-32.60%	-68.55%	392.14%	-59.10%
Average yearly increase (decrease)	-13.15%					-16.75%				
GRAND TOTAL	\$ 371,173,899	\$ 289,140,332	\$ 396,292,609	\$ 210,074,327	\$ 311,430,334	\$ 47,275,404	\$ 55,618,908	\$ 61,730,557	\$ 116,419,656	\$ 80,821,565
% CHANGE FROM PRIOR YEAR	28.37%	-27.04%	88.64%	-32.55%	37.46%	-15.00%	-9.90%	-46.98%	44.05%	75.26%
Average yearly increase (decrease)	12.77%					-8.30%				